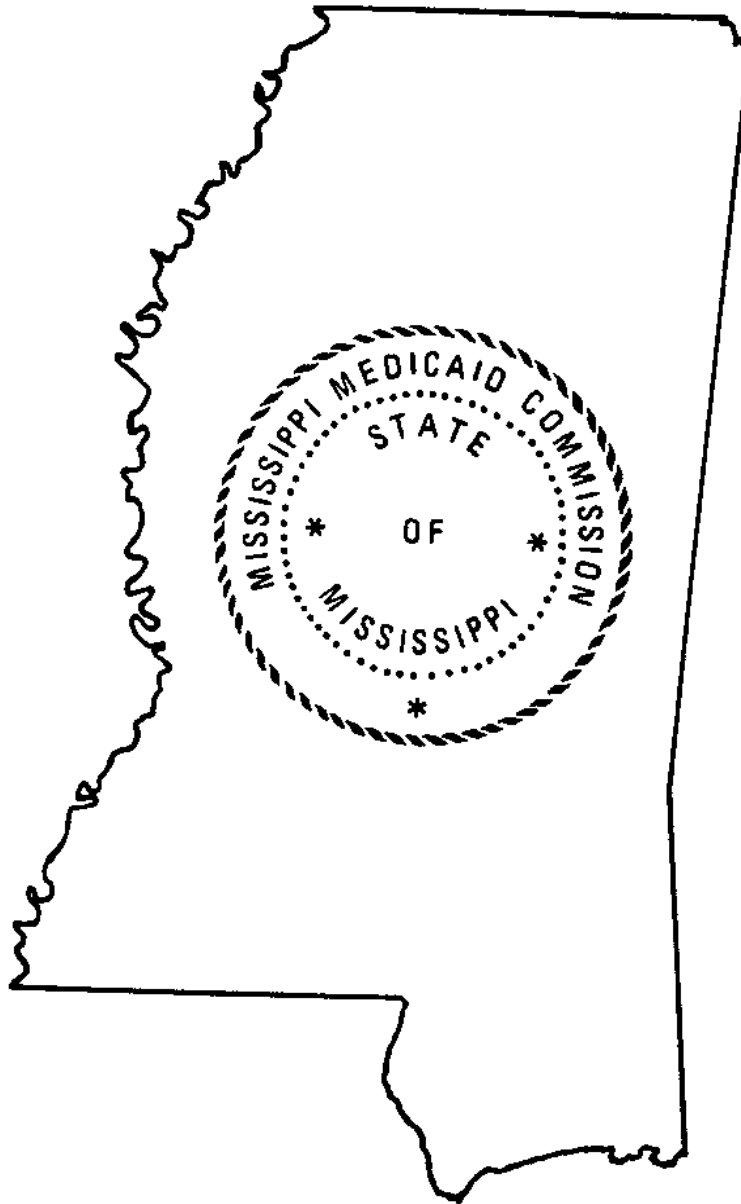


MISSISSIPPI MEDICAID COMMISSION



**THIRTEENTH ANNUAL REPORT
JULY 1, 1981 - JUNE 30, 1982**



Mississippi Medicaid Commission

P.O. BOX 16786
JACKSON, MISSISSIPPI 39236
(601) 354-7464

B. F. SIMMONS
DIRECTOR

JIMMIE U. CRANE, CHAIRMAN
GEORGE S. SMITH
CHARLES H. SHAMBURGER, III
SEN. GLEN S. DEWEESE
SEN. WM. EDWARD ELLINGTON
REP. DON W. RICHARDSON
REP. F. EDWIN PERRY

Honorable William Winter
Governor of Mississippi
and
Members of the Mississippi State Legislature


Ladies and Gentlemen:

We submit herewith the Thirteenth Annual Report of the Mississippi Medicaid Commission, covering the fiscal year ended June 30, 1982. It is being submitted in accordance with requirements of Section 43-13-127 of the Mississippi Code of 1972, as amended. In it we have attempted to provide a broad range of factual information about Mississippi's Medicaid Program in an effort to keep you and the general public fully informed.

We wish to acknowledge the vital roles played by the State Department of Public Welfare, the State Board of Health, the Mississippi Foundation for Medical Care, and the Medicaid Fiscal Agent, Blue Cross and Blue Shield of Mississippi, Inc., in the ongoing administration of the Medicaid Program. We also wish to acknowledge the Health Professionals in our State who provide the necessary health services and who offer technical assistance to the Medicaid Commission through its advisory committees.

On behalf of approximately 367,407 Mississippians who are helped through the Medicaid Program, we wish to thank the Governor and the Members of the Legislature for their continuing to make these services available.

Respectfully submitted,


B. F. Simmons, Director

BFS:JWW/km

Enclosure

TABLE OF CONTENTS

Medicaid Coverage in Mississippi	
Introduction	7
Medicaid Eligible Persons	8
Eligibles by County of Residence	10
Medicaid Recipients	12
Utilization Rate	13
Program Administration	
Federal/State Financial Responsibility	14
Program Integrity	19
Claims Payment	19
Expenditures	
Expenditures by Type of Service	21
Expenditures by Program Category of Eligibility	23
Payments Made to Providers by County	25
Payments for Recipients by County of Residence	26
Payments Made to State Health Agencies and Institutions	27
Services	
Physicians	27
Prescribed Drugs	30
Nursing Home Services	31
Inpatient Hospital	32
Outpatient Hospital	33
Dental	33
Family Planning	33
Early and Periodic Screening, Diagnosis and Treatment	33
Appendix	34

INTRODUCTION

Medicaid is a program of medical assistance for the needy administered by the states using State appropriated funds and Federal matching funds within the provisions of Title XIX of the Social Security Act as amended. In Mississippi, the Medicaid program began on January 1, 1970. The program is administered in Mississippi by the Medicaid Commission by authority of Section 43-13-101 et. seq. of the Mississippi Code of 1972.

The medical care provided by the state programs varies widely from state to state. A few states limit coverage to those services required by the Social Security Act while several states cover all permissible services. During Fiscal Year 1982, Mississippi provided coverage for seven optional services in addition to the nine mandatory services. Services provided in Mississippi were:

Mandatory Services:

- Inpatient Hospital Service
- Outpatient Hospital Service
- Other Laboratory and X-Ray Services
- Skilled Nursing Home Services
- Physicians Services
- Early and Periodic Screening, Diagnosis and Treatment Services (for age 17 and under)
- Home Health Services
- Family Planning Services
- Rural Health Clinic Services

Optional Services:

- Prescribed Drugs
- Dental Services (Emergency extractions for adults)
- Intermediate Care Facility Services
- Eyeglasses (necessitated by eye surgery)
- Hospital Institutional Services for Tuberculosis (For age 65 and over)
- Christian Science Sanatoria Care and Services
- Emergency Ambulance Services

MEDICAID ELIGIBLES

In the text of this report, the term eligible refers to a person who has been certified as having met the necessary requirements to receive Medicaid benefits as follows:

- Supplemental Security Income (SSI) recipients, aged, blind or disabled as certified by the Social Security Administration
- Aid to Families with Dependent Children (AFDC)
- Children within the families (AFDC Children)
- Caretaker relatives for the children (AFDC Adults)

In addition to the above-described AFDC recipients, statutory extensions of AFDC category coverage includes the following groups:

- Pregnant women who would be AFDC if the child were born (covered as unborn child until 1/1/82)
- Children 18 to 21 years of age who meet all AFDC requirements except age and their caretaker relatives (coverage discontinued 1/1/82)
- Children in the custody of the State Department of Public Welfare who are in foster family homes or child caring institutions

Eligibility for these individuals is certified by the State Department of Public Welfare:

- Medical Assistance Only (MAO) aged, blind or disabled individuals who would be SSI eligible except for certain Social Security cost-of-living increases or who are in long-term institutional placement, i.e., nursing homes, and whose income is less than 300% of the SSI income level. Eligibility for this group is certified by the Mississippi Medicaid Commission Regional Offices.

Beginning Fiscal Year 1982, the Mississippi Medicaid Commission implemented State Legislation authorized during the 1981 Legislative Session of Mississippi which placed Medicaid eligibility for the aged, blind or disabled on SSI eligibility criteria. This optional method of Medicaid eligibility criteria was authorized by Public Law 92-603, which amended Title XVI of the Social Security Act in January, 1974.

Medicaid eligibility certification is represented by a Medicaid Identification Card, valid for one month only. The fiscal agent for the Mississippi Medicaid Commission mails a new card monthly to each eligible person or family. Information contained on the Medicaid Card includes individual's name, unique identification number and current period of eligibility. It must be shown to the provider each time a medical service is requested.

During Fiscal Year 1982, 367,407 persons in Mississippi were eligible for Medicaid benefits. The length of eligibility periods for these persons covered all possibilities from one month to the entire year. Table 1 gives the eligibility count with the corresponding percentages for the program categories. In Table 2, the monthly number of eligibles is shown by program category.

TABLE 1
TOTAL NUMBER OF PERSONS ELIGIBLE AND MONTHLY
AVERAGE NUMBER OF PERSONS ELIGIBLE WITH PERCENTAGE
DISTRIBUTION BY PROGRAM CATEGORY FOR FISCAL YEAR 1982

Program Category	Total Number of Eligible Persons	Percent of Total	Monthly Average Number of Eligible Persons	Percent of Total
Total	367,407	100.0	284,619	100.00
Aged	73,118	19.9	66,217	23.3
Blind	2,002	0.5	1,838	0.6
Disabled	59,035	16.1	51,926	18.2
AFDC Children	178,012	48.5	126,051	44.3
AFDC Adults	53,052	14.4	37,567	13.2
CWS Foster Care	2,188	.6	1,020	0.4

TABLE 2
NUMBER OF PERSONS ELIGIBLE FOR MEDICAID SERVICES BY MONTH AND
BY PROGRAM CATEGORY FOR FISCAL YEAR 1982

MONTH	TOTAL	AGED	BLIND	DISABLED	AFDC CHILDREN	AFDC ADULTS	FOSTER CARE CHILDREN
July	303,297	66,679	1,830	50,566	141,362	42,130	730
August	303,140	66,691	1,828	51,003	140,884	41,987	747
September	303,047	66,404	1,831	50,962	141,079	42,045	726
October	304,680	66,739	1,831	51,439	141,727	42,239	705
November	304,696	66,733	1,835	51,653	141,558	42,188	729
December	287,922	66,401	1,853	51,867	128,603	38,327	871
January	277,184	66,502	1,848	52,547	119,628	35,653	1,006
February	269,320	66,123	1,845	52,683	113,678	33,879	1,112
March	266,568	65,975	1,845	52,771	111,485	33,225	1,267
April	266,123	65,452	1,837	52,409	111,740	33,301	1,384
May	264,924	65,535	1,837	52,525	110,592	32,960	1,475
June	264,529	65,369	1,833	52,684	110,280	32,866	1,497
Monthly Average	284,619	66,217	1,838	51,926	126,051	37,567	1,020

ELIGIBLES BY COUNTY OF RESIDENCE

The population estimates for 1982 (as computed by the Bureau of the Census, U. S. Department of Commerce) and the number of persons eligible for Medicaid on June 30, 1982, are listed by counties in Table 3. The census figures are the latest available. Holmes had the highest percent of Medicaid eligibles with 37.4 percent, and Rankin County had the lowest percent, 5.5 percent.

TABLE 3
BUREAU OF CENSUS POPULATION ESTIMATES
FOR MISSISSIPPI COUNTIES FOR 1982 AND
NUMBER OF PERSONS ELIGIBLE FOR MEDICAID FOR FISCAL YEAR 1982.

County	County Population	Number of Medicaid Eligibles	Percent of Population
Adams	38,035	6,624	17.4
Alcorn	33,036	3,317	10.0
Amite	13,369	1,859	13.9
Attala	19,865	2,935	14.8
Benton	8,153	1,343	16.5
Bolivar	45,965	12,373	26.9
Calhoun	15,664	2,167	13.8
Carroll	9,776	1,481	15.1
Chickasaw	17,853	2,321	13.0
Choctaw	8,996	1,541	17.1
Claiborne	12,279	2,647	21.6
Clarke	16,945	2,357	13.9
Clay	21,082	3,560	16.9
Coahoma	36,918	10,272	27.8
Copiah	26,503	4,648	17.5
Covington	15,927	2,866	18.0
DeSoto	53,930	4,009	7.4
Forrest	66,018	7,268	11.0
Franklin	8,208	1,431	17.4
George	15,297	1,436	9.4
Greene	9,827	1,140	11.6
Grenada	21,043	3,380	16.1
Hancock	24,537	2,348	9.6
Harrison	157,665	14,170	9.0
Hinds	250,998	34,126	13.6
Holmes	22,970	8,588	37.4
Humphreys	13,931	3,832	27.5
Issaquena	2,513	522	20.8
Itawamba	20,518	1,675	8.2
Jackson	118,015	7,180	6.1
Jasper	17,265	2,848	16.5
Jefferson	9,181	2,663	29.0
Jefferson Davis	13,846	2,768	20.0
Jones	61,912	6,562	10.6
Kemper	10,148	1,692	16.7
Lafayette	31,030	2,681	8.6
Lamar	23,821	2,271	9.5
Lauderdale	77,285	10,184	13.2

TABLE 3 (Concluded)

County	County Population	Number of Medicaid Eligibles	Percent of Population
Lawrence	12,518	1,828	14.6
Leake	18,790	3,006	16.0
Lee	57,061	5,302	9.3
Leflore	41,525	9,367	22.6
Lincoln	30,174	3,759	12.5
Lowndes	57,304	7,647	13.3
Madison	41,613	8,072	19.4
Marion	25,708	4,005	15.6
Marshall	29,296	5,856	20.0
Monroe	36,404	4,521	12.4
Montgomery	13,366	3,120	23.3
Neshoba	23,789	3,053	12.8
Newton	19,944	2,555	12.8
Noxubee	13,212	3,715	28.1
Oktibbeha	36,018	4,761	13.2
Panola	28,164	5,594	19.9
Pearl River	33,795	3,706	11.0
Perry	9,864	1,632	16.5
Pike	36,173	6,536	18.1
Pontotoc	20,918	2,194	10.5
Prentiss	24,025	2,364	9.8
Quitman	12,636	3,369	26.7
Rankin	69,427	3,790	5.5
Scott	24,556	3,375	13.7
Sharkey	7,964	2,395	30.1
Simpson	23,441	2,784	11.9
Smith	15,077	1,695	11.2
Stone	9,716	1,037	10.7
Sunflower	34,844	7,975	22.9
Tallahatchie	17,157	4,705	27.4
Tate	20,119	3,555	17.7
Tippah	18,739	2,531	13.5
Tishomingo	18,434	1,462	7.9
Tunica	9,652	3,559	36.9
Union	21,741	2,194	10.1
Walthall	13,761	3,011	21.9
Warren	51,627	6,725	13.0
Washington	72,344	16,113	22.3
Wayne	19,135	3,504	18.3
Webster	10,300	1,531	14.9
Wilkinson	10,021	2,527	25.2
Winston	19,474	3,655	18.8
Yalobusha	13,139	1,985	15.1
Yazoo	27,349	6,231	22.8

MEDICAID RECIPIENTS

During the Fiscal Year 1982, 317,797 different persons benefited from one or more of the medical services covered by the Medicaid Program. This was an increase of 1,327 persons or 0.4 percent from Fiscal Year 81. The distribution among the program categories remained relatively the same for the unduplicated totals.

TABLE 4

Table 4 illustrates the recipient distribution by program category while Table 5 shows the monthly recipient count by program category.

Program Category	FY 1982 Number of Recipients	Percent of Total	Monthly Average Number of Recipients	Percent of Total
Total	317,797	100.0	151,728	100.0
Aged	72,632	22.9	50,326	33.2
Blind	1,764	0.6	1,101	0.7
Disabled	57,869	18.2	37,149	24.5
AFDC Children	139,121	43.8	42,614	28.1
AFDC Adults	45,158	14.2	20,129	13.3
CWS Foster Care	1,253	0.3	409	0.2

TABLE 5

NUMBER OF PERSONS RECEIVING ONE OR MORE MEDICAL SERVICES
BY PROGRAM CATEGORY FOR FISCAL YEAR 1982

Month	Total	Aged	Blind	Disabled	AFDC Children	AFDC Adults	CWS FOSTER Care
July	149,384	50,227	994	34,346	42,576	21,010	231
August	158,985	51,877	1,108	38,324	44,880	22,537	259
September	178,065	61,199	1,404	46,646	46,146	22,441	229
October	152,240	48,660	1,049	34,717	46,160	21,399	255
November	142,288	45,439	1,014	32,903	42,630	20,094	208
December	146,933	46,538	967	33,395	45,352	20,393	288
January	134,041	44,028	976	32,428	38,045	18,252	312
February	138,841	46,797	1,006	34,099	37,801	18,798	340
March	149,179	47,789	1,083	36,111	44,512	19,248	436
April	178,031	62,085	1,444	49,717	44,451	19,521	813
May	146,886	50,128	1,088	36,417	39,901	18,537	815
June	145,860	49,144	1,078	36,688	38,909	19,316	725
Monthly Average	151,728	50,326	1,101	37,149	42,614	20,129	409

UTILIZATION RATE

In Fiscal Year 1982, the average monthly utilization rate rose from the 52.0 percent rate of Fiscal Year 1981 to 53.3 percent. This was a 1.3 percentage point. The lowest Utilization was in November.

Table 6 gives the monthly utilization rates and the average monthly rates. Using the monthly number of eligibles and the monthly number of recipients, Table 7 shows the wide range of utilization among the program categories in Fiscal Year 1982.

TABLE 6
NUMBER OF ELIGIBLE PERSONS, NUMBER OF RECIPIENTS
AND UTILIZATION RATE BY MONTH FOR FISCAL YEAR 1982

Month	Number of Eligible Persons	Number of Recipients	Utilization Rate
July	303,297	149,384	49.3%
August	303,140	158,985	52.4%
September	303,047	178,065	58.8%
October	304,680	152,240	50.0%
November	304,696	142,288	46.7%
December	287,922	146,933	51.0%
January	277,184	134,041	48.4%
February	269,320	138,841	51.6%
March	266,568	149,179	56.0%
April	266,123	178,031	66.9%
May	264,924	146,886	55.4%
June	264,529	145,860	55.1%
Monthly Average	284,619	151,728	53.3%

TABLE 7
MONTHLY NUMBER OF ELIGIBLE PERSONS, MONTHLY NUMBER OF RECIPIENTS
AND UTILIZATION RATE BY PROGRAM CATEGORY FOR FISCAL YEAR 1982

Program Category	Monthly Number of Eligible Persons	Monthly Number of Recipients	Utilization Rate
Total	284,619	151,728	53.3%
Aged	66,217	50,326	76.0%
Blind	1,838	1,101	59.9%
Disabled	51,926	37,149	71.5%
AFDC Children	126,051	42,614	33.8%
AFDC Adults	37,567	20,129	53.6%
CWS Foster Care	1,020	409	40.1%

**PROGRAM ADMINISTRATION
FEDERAL/STATE FINANCIAL RESPONSIBILITIES**

The Mississippi Medicaid Program is administered by the Medicaid Commission using funds appropriated by the State and Federal matching funds. Federal matching rates vary considerably depending upon their use in providing medical services for eligibles or in meeting administrative costs of the program. The variation in matching rates is illustrated in Chart 1.

During Fiscal Year 1982, the total administrative expense was \$8,372,309, with the Federal government paying \$5,399,235 or 64.5 percent. This total included all state agency cost, all cost of processing and paying claims by the Medicaid Fiscal Agent, Blue Cross and Blue Shield of Mississippi, Inc.

During Fiscal Year 82, the FMAP (Federal Medical Assistance Percentage) for most medical services in Mississippi was 77.36 percent. A state's FMAP is a calculated percentage based on the state's per capita income. This percentage is redetermined every two years.

Exceptions to the 77.36 percent FMAP for medical services were: Family Planning Services at 90 percent Federal Money; Buy-In, Part B, for non-money payment individuals at 100 percent state money.

In accordance with the Social Security Act and Mississippi Medicaid Law, payment for services under Medicaid is always secondary to other third party liability. At the time of a recipient's admission to a hospital and at each of his visits to a doctor's office or other service provider, a determination is made as to whether the recipient has third party coverage. Since Medicaid liability is always secondary, any third party payments up to the amount expended by Medicaid are required to be refunded to the Medicaid program. A total of \$1,544,725 was collected in third party payments and was used to reduce the cost of medical services from \$295,368,645 to \$293,823,920.

The total Medicaid expenditures represent the cost of program administration and the cost for health care services. This \$302,196,229 total is comprised of \$232,890,251 Federal money and \$69,305,978 State money.

**TRAVEL AND OTHER EXPENSES IN CONNECTION WITH CONFERENCES,
MEETINGS AND WORKSHOPS
JULY 1, 1981 - JUNE 30, 1982**

Meeting Number	Name, Place	Total	Number Attending
1.	Director's Seminar-Harvard University Boston, Mass. (July 7-25, 1981)	\$ 952.52	1
2.	QC Workshop Kansas City, MO (July 12-16, 1981)	\$1,497.45	3
3.	EPSDT-Meeting with Federal Officials Washington, DC (July 14-15, 1981)	\$ 505.55	1
4.	EPSDT Seminar - R & D Center Jackson, MS (July 16, 1981)	\$ 8.70	1
5.	Physical Assessment of the Adult Cardiovascular System Brookhaven, MS (July 23, 1981)	\$ 58.20	1
6.	Physical Assessment of the Adult Cardiovascular System Greenwood, MS (July 21-23, 1981)	\$ 116.45	1
7.	National Workshop-Research & Statistics and QC Reporting Nashville, TN (August 2-6, 1981)	\$ 886.05	2

8.	Blue Cross-Blue Shield Conference Biloxi, MS (August 7, 1981)	66.00	1
9.	Quality Control Workshop "regression formula" Baltimore, MD (August 10-12, 1981)	\$ 546.65	1
10.	Conference on Federal Matching Detroit, Mich. (August 16-17, 1981)	\$ 498.97	1
11.	APWA Regional Conference Wilmington, N.C. (September 1-4, 1981)	\$ 539.01	1
12.	Hospital Pharmacy Conference Hattiesburg, MS (September 10, 1981)	\$ 49.40	1
13.	Long Term Care Conference Atlanta, GA (September 9-11, 1981)	\$ 436.91	1
14.	Association of Medicaid Pharmacy Administrators - conference Atlanta, GA (September 28-30, 1981)	\$ 696.04	2
15.	Miss. Nurses Association Biloxi, MS (September 29-October 2, 1981)	\$ 103.50	1
16.	Reimbursement & Auditing Training Prg. Jacksonville, Fla. (October 13-16, 1981)	\$ 518.22	1
17.	Region IV HCFA Directors Meeting Biloxi, MS (October 14-16, 1981)	\$1,903.88	10
18.	Conference with Federal Officials on Federal Regulations Biloxi, MS (October 16, 1981)	\$ 179.40	1
19.	Medicaid Eligibility Conference Atlanta, GA (October 26-30, 1981)	\$ 725.43	2
20.	Administration Assistance Conference Jackson, MS (November 3, 1981)	\$ 40.00	1
21.	System Performance Review Atlanta, GA (November 17-19, 1981)	\$ 700.88	2
22.	Physical Condition of Older Adults Cleveland, MS (November 18, 1981)	\$ 191.94	2
23.	Nursing Management of the Older Patient Oxford, MS (November 19, 1981)	\$ 67.00	2
24.	Mental Health Workshop Jackson, MS (December 3, 1981)	\$ 10.00	1
25.	State Medicaid Directors Mid-Year Conference New Orleans, LA (December 2-4, 1981)	\$1,492.36	5
26.	Annual APWA Attorneys Conference New Orleans, LA (December 8, 1981)	\$ 320.25	2
27.	Harvard-State & Local Government Seminar Boulder, Colo. (January 21-23, 1982)	\$ 765.56	1
28.	Mid-Winter Pharmacy Workshop Oxford, MS (January 24-25, 1982)	\$ 272.86	3
29.	Human Service Center "Leadership Training Workshop" Pearl, MS (January 29, 1982)	\$ 51.20	1
30.	OMB Conference on QC Washington, DC (January 28-29, 1982)	\$ 528.10	1

31.	Mid-Winter Pharmacy Workshop Hattiesburg, MS (February 7, 1982)	\$ 45.15	1
32.	State Medicaid Directors Council Meeting Baltimore, MD (February 8-10, 1982)	\$ 412.25	1
33.	Miss. Conference on Social Welfare Jackson, MS (April 4, 1982)	\$ 50.80	2
34.	National Rural Primary Care Assoc. Waterville, ME (April 4, 1982)	\$ 40.00	1
35.	State Medicaid Directors Annual Conference Biloxi, MS (April 25-28, 1982)	\$ 241.63	1
36.	Co-operative Extension Service Institute on Aging "Social Aspects" Jackson, MS (April 27-29, 1982)	\$ 168.00	2
37.	Miss. State Medical Assoc. Biloxi, MS (April 30-May 5, 1980)	\$ 259.04	1
38.	Gerontological Workshop Raymond, MS (May 13, 1982)	\$ 50.40	2
39.	Miss. State Pharmaceutical Association Seminar Jackson, MS (May 19, 1982)	\$ 143.40	3
40.	System Analyst Communication Counselor Training Birmingham, Ala. (June 7-11, 1982)	\$ 491.39	1
41.	Miss. Health Facilities Assn. Convention Biloxi, MS (June 18-20, 1982)	\$2,428.78	12
42.	Miss. Hospital Association Conv. Biloxi, MS (June 24-25, 1982)	\$ 125.46	1
43.	Miss. Public Health Assoc. Raymond, MS (June 23-25, 1982)	\$ 47.00	1
44.	Communication Management Training Birmingham, Ala. (June 22-25, 1982)	\$ 455.44	1
45.	Miss. State Pharmaceutical Association Convention Biloxi, MS (June 25-29, 1982)	\$ 888.07	3
46.	Miss. Society of CPA's Biloxi, MS (June 27-30, 1982)	\$ 806.04	2
47.	Miss Health Care Assoc. Biloxi, MS (June 30-July 2, 1982)	\$ 283.14	2

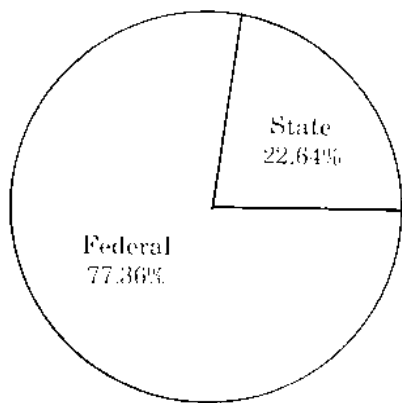
**LIST OF EMPLOYEES ATTENDING
JULY 1, 1981 - JUNE 30, 1982**

1. B. F. Simmons
2. Will Lowery
Mitzie Nations
Rhea Power
3. Virginia Walker
4. Judie Barnes
5. Diane Myrick
6. Judie Barnes
7. Will Lowery
Mitzie Nations

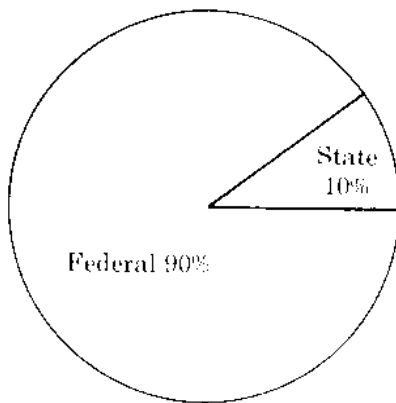
8. B. F. Simmons
9. Will Lowery
10. B. F. Simmons
11. B. F. Simmons
12. Jim Steele
13. B. F. Simmons
14. Jim Steele
Everett Nolen
15. Virginia Walker
16. John Gill

17. Bill Allen
Doris Armstrong
Laura Butts
Lisa Dellapenna
Jack Estes
Will Lowery
B. F. Simmons
Brenda Smith
Peggy Seale
Charlotte Simmons
18. Martin White
19. Peggy Seale
Betty Williams
20. Melba Smith
21. Bill Allen
Joseph Westerfield
22. Judie Barnes
Sharon Brown
23. Helen Bethany
Peggy Brinson
24. Hank Rainer
25. Bill Allen
Thomas Gatewood
B. F. Simmons
Virginia Walker
Martin White
26. Bill Phillips
B. F. Simmons
27. B. F. Simmons
28. Everett Nolen
B. F. Simmons
Jim Steele
29. Mavis Bowman
30. Will Lowery
31. Jim Steele
32. B. F. Simmons
33. Linda Edwards
Melba Smith
34. Virginia Walker
35. B. F. Simmons
36. Judie Barnes
Pauline Batton
37. B. F. Simmons
38. Helen Bethany
Anita Swanson
39. Newman Morris
Everett Nolen
Jim Steele
40. Kay Anders
41. Judie Barnes
Peggy Brinson
Sharon Brown
Laura Butts
Jack Estes
Jo Leslie
B. F. Simmons
Brenda Smith
Peggy Seale
Anita Swanson
Martin White
Betty Williams
42. B. F. Simmons
43. Ann Slaughter
44. Lisa Dellapenna
45. Newman Morris
Everett Nolen
Jim Steele
46. John Gill
Danny Liles
47. Bill Allen
Martin White

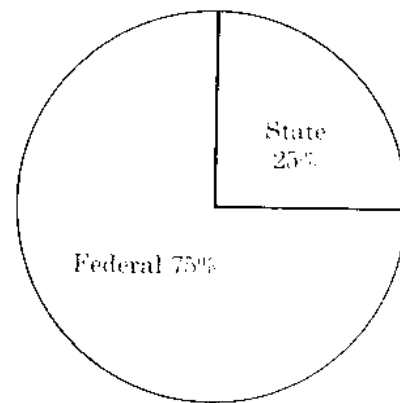
CHART 1



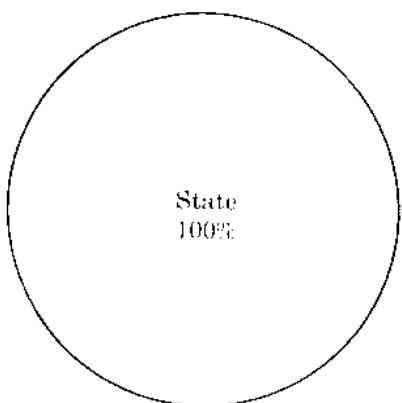
Health Care Services



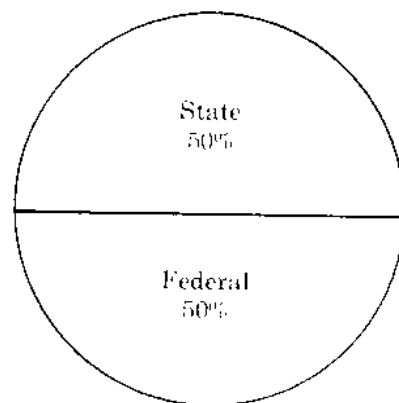
Family Planning



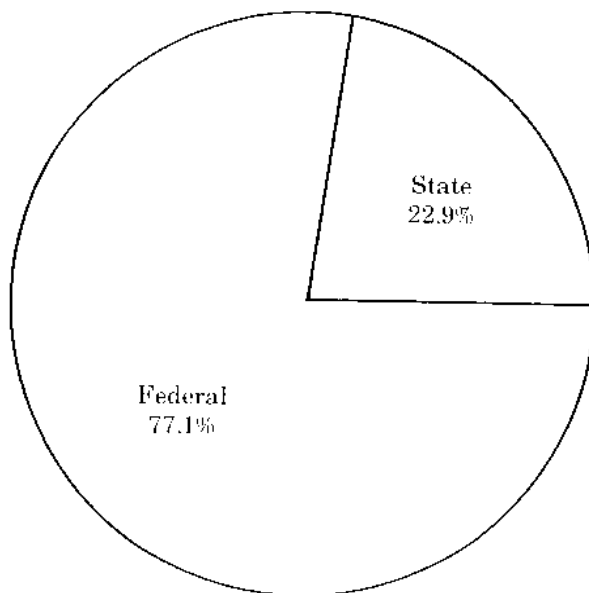
Professional Staff and Related Administrative Costs



Buy-In Premium for Non-Money Payment Eligibles



Other Administration



Total Expenditures of Medicaid Program

SOURCE OF FUNDS BY TYPE OF EXPENSE AND PERCENTAGE DISTRIBUTION OF STATE AND FEDERAL FUNDS

PROGRAM INTEGRITY

The Mississippi Medicaid Commission is responsible for conducting on-site investigations of providers and for monitoring both provider and recipient utilization in the Medicaid Program. The Medicaid Commission is required, under both State and Federal laws, to conduct periodic checks of provider records in order to verify actual receipt of services for which payment has been made and to investigate any cases suggestive of program abuse or misuse. Verification of receipt of services is also accomplished through recipient contact.

The existence of the Program Integrity Division continues to serve as an invaluable deterrent to potential fraud and abuse of benefits in the Medicaid Program. Activities in this area continue to expand and keep pace with the growth of the program.

With the assistance of a computerized surveillance and utilization reporting system, the Commission is able to maintain practice and service profiles on all providers of service and on recipients who participate in or receive services through the Medicaid Program. These profiles provide indicators of possible fraudulent activities or abuse of Program benefits and are an important source of information upon which the Program Integrity Division bases its investigations. Examples of the types of profile information used are: frequency of physicians visits for a given recipient, ratio of laboratory procedures to medical visits for a physician, the average length of stay of recipients for a hospital, and extractions per recipient for a dentist. Exceptional reporting techniques are used to identify the unusual or exceptional profiles.

Reports of any investigations which reveal a significant irregularity are made to the Commission. These investigations may result in monetary recovery, termination as a provider of Medicaid services, or referral to the U.S. and District Attorneys.

CLAIMS PAYMENT

For Fiscal Year 1982, 5,494,260 claims were paid by the Medicaid Claims office. Table 8 lists the number of claims paid by month for each type of service covered under the Medicaid Program for Fiscal Year 1982.

Based on recent Federal and State audits of the Medicaid Program, "clean" claims (those properly filed) are being paid within 10-14 days from date of receipt at the Medicaid Claims office. There are, of course, exceptions to this where eligibility questions exist or where additional information may be needed, but these represent a very small percentage of the total.

The Commission's contract with Blue Cross and Blue Shield provides for reimbursement of administrative expenses based on a fixed cost per claim processed.

Blue Cross and Blue Shield is a non-profit medical and hospital service corporation organized under the laws of the State of Mississippi. The company serves, in addition to Medicaid, as the Federal government's intermediary for Part A of Medicare and also serves as one of the contractors for the Federal Employees Insurance Program. In addition, the company insures many other persons through its private business.

TABLE 8
PAID CLAIMS FY 82

Type of Service	July	August	September	October	November	December	January	February	March	April	May	June	TOTAL
Inpatient	9,077	11,014	8,395	11,045	7,176	9,377	7,291	9,062	8,960	9,244	8,623	8,157	107,421
Outpatient	25,998	30,390	23,896	30,299	20,259	25,588	18,993	23,116	22,609	23,388	25,146	22,324	292,006
Lab X-Ray	5,003	5,394	5,614	5,528	5,646	5,792	3,493	3,955	5,474	4,997	7,158	4,160	62,214
Skill Nursing	5,257	5,170	5,276	5,228	5,371	5,255	4,800	5,724	5,227	5,063	5,310	5,175	62,856
EPSDT	8,753	6,281	8,139	9,924	7,731	10,462	6,509	5,094	9,624	10,594	9,850	8,580	101,541
Physician	85,678	135,835	114,076	119,494	99,699	109,063	82,000	103,133	104,896	121,138	132,247	97,848	1,305,107
Home Health	377	812	624	602	359	576	303	524	666	503	718	421	6,485
Emergency Ambulance	843	935	912	858	836	888	476	1,180	841	758	1,161	806	10,494
Drugs	290,652	268,852	304,546	261,723	235,015	239,652	237,285	261,395	303,303	277,634	268,476	352,217	3,300,750
Dental	3,923	4,499	3,605	4,277	3,526	4,447	2,529	3,306	3,554	3,490	3,992	3,226	44,374
Eyeglasses	87	58	45	31	82	30	38	36	153	172	161	126	1,019
Inter. Nursing	5,925	5,931	6,130	5,984	6,538	6,552	6,107	6,821	6,687	6,670	6,979	6,860	77,184
Inter. Nursing (MR)	1,052	1,188	1,133	1,250	1,329	1,188	1,256	1,288	1,306	1,357	1,304	1,376	15,027
Family Planning	2,510	2,238	2,365	2,611	2,323	2,582	2,218	2,207	2,230	2,103	2,384	2,276	28,047
Rural Health	757	1,504	947	1,028	1,274	1,096	679	1,013	1,024	1,106	930	781	12,139
EPSDT Dental	4,882	4,089	4,510	4,986	3,208	5,607	3,700	3,516	4,139	3,720	5,035	4,042	51,434
EPSDT Eye	1,094	790	2,285	1,605	1,458	1,134	1,452	971	1,514	1,134	1,190	1,184	15,811
EPSDT Hearing	24	21	43	40	23	5	32	28	20	48	34	33	351
Total	451,892	485,001	492,541	466,513	401,853	429,294	379,161	432,369	482,227	473,119	480,698	519,592	5,494,260

EXPENDITURES

EXPENDITURES BY TYPE OF SERVICE

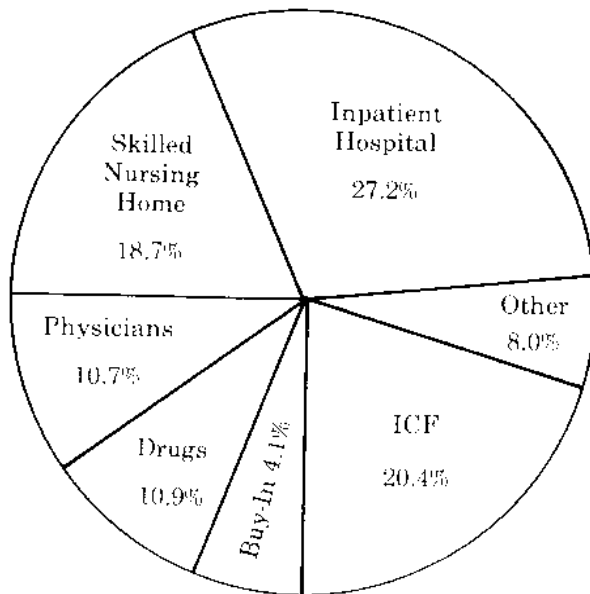
Total medical expenditures for Fiscal Year 1982 amounted to \$293,823,920. This was an increase of 17.1 percent over Fiscal 81 and represented a same rate of increase as in the previous fiscal year.

The medical services which accounted for the largest expenditures were Inpatient Hospital with \$74,248,271 and Nursing Home Care with \$125,676,050.

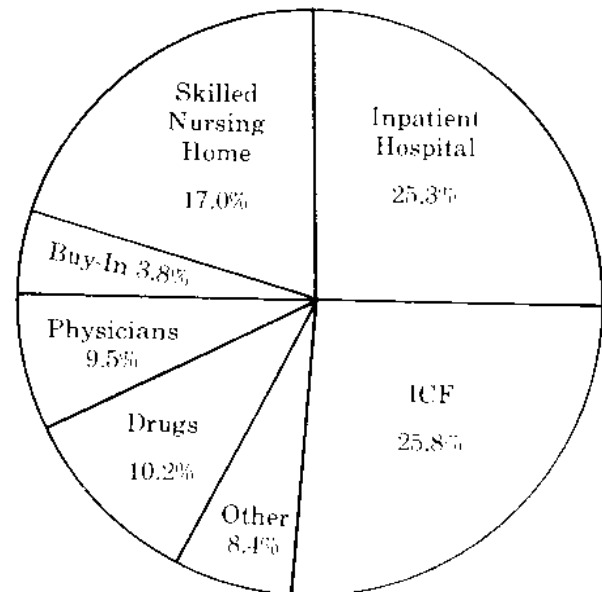
Chart 2 compares the percentage distribution of expenditures for the major medical services during Fiscal 82 and FY 81.

Table 9 shows the actual amount spent in medical service with the percent increase or (decrease), and Table 10 gives the average spent per recipient in each service.

CHART 2



Fiscal Year 1981



Fiscal Year 1982

PERCENTAGE DISTRIBUTION OF EXPENDITURES BY TYPE OF SERVICE
FOR FISCAL YEAR 1981 AND FISCAL YEAR 1982

TABLE 9
EXPENDITURES FOR MEDICAL SERVICES BY TYPE OF SERVICE
FOR FISCAL YEAR 1981 AND FISCAL YEAR 1982

Type of Service	Fiscal Year 1982 Expenditures	Fiscal Year 1981 Expenditures	percent of Increase or (decrease)
Total	\$293,823,920	\$250,842,351	17.13
Inpatient Hospital	74,248,271	68,252,882	8.78
Outpatient Hospital	9,533,017	7,740,400	23.16
Laboratory + X-Ray	551,047	473,528	16.37
Skilled Nursing Facility	50,001,196	46,867,737	6.69
Physicians	27,844,287	26,735,054	4.15
EPSDT	7,579,895	5,929,035	27.84
Home Health	879,758	747,486	17.70
Emergency Ambulance	483,158	470,510	2.69
Prescribed Drugs	29,916,769	27,439,882	9.03
Dental Care	1,408,437	1,434,266	(1.80)
Eyeglasses	77,000	52,748	45.98
Intermediate Care Facility	75,674,854	51,213,703	47.76
Family Planning	4,190,909	3,005,036	39.46
Buy-In, Part B Medicare	11,193,135	10,347,034	8.18
Rural Health Clinic Services	242,187	133,050	82.03

TABLE 10
EXPENDITURES FOR MEDICAL SERVICES BY TYPE OF SERVICE
NUMBER OF RECIPIENTS FOR EACH SERVICE AND
AVERAGE SPENT PER RECIPIENT FOR FISCAL YEAR 1982

Type of Service	Total Expenditures	Number of Recipients	Average Spent per Recipient
Total	\$293,823,920	317,797	\$ 924.56
Inpatient Hospital	74,248,271	68,671	1,081.22
Outpatient Hospital	9,533,017	117,420	81.19
Laboratory + X-Ray	551,047	27,953	19.71
Skilled Nursing Facility	50,001,196	7,285	6,863.58
Physicians	27,844,287	259,719	107.21
EPSDT	7,579,895	101,541 ¹	74.65
Home Health	879,758	1,972	446.12
Emergency Ambulance	483,158	10,494 ²	46.04
Prescribed Drugs	29,916,769	247,177	121.03
Dental Care	1,408,437	68,194	20.65
Eyeglasses	77,000	946	81.40
Intermediate Care Facility	75,674,854	9,912	7,634.67
Family Planning	4,190,909	30,742	136.33
Buy-In, Part B Medicare	11,193,135	83,446 ³	134.14
Rural Health Clinic Services	242,187	3,982	60.82

¹Only Persons under 21 years of age are eligible; paid claims not number of recipients.

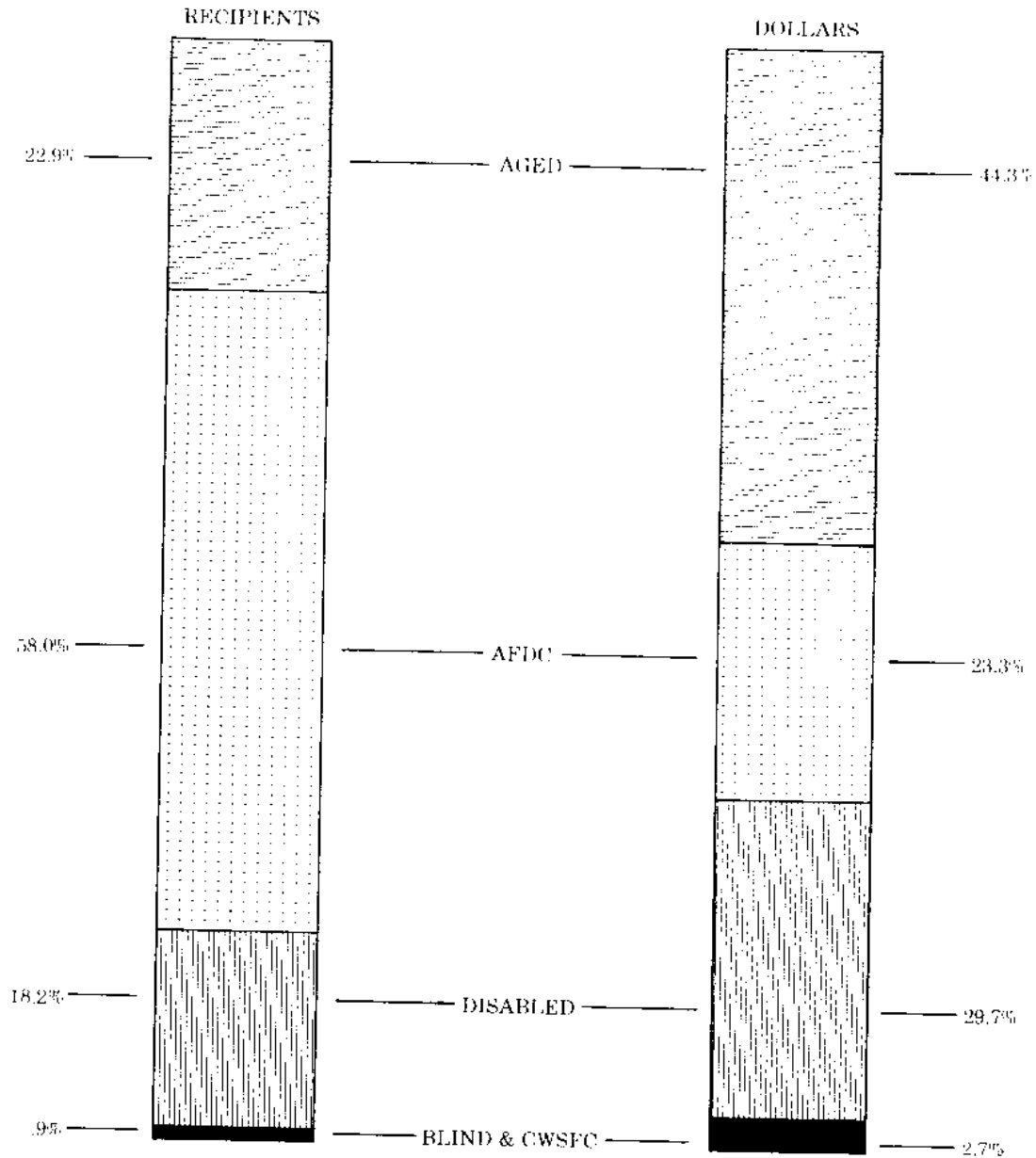
²Number of Ambulance Services paid claims, not number of recipients.

³Average Number of monthly Buy-In recipients.

EXPENDITURES BY PROGRAM CATEGORY OF ELIGIBILITY

About 44% of the total expenditures for medical services in Fiscal Year 1982 was spent for the Aged Category. While only 23 percent were in the Aged Category, over \$90 million was paid for nursing care and drugs, approximately \$11,193,135 for Buy-In, Part B premiums, and \$13.8 million for physician's services for the Medicaid elderly persons hospital care.

A comparison of the expenditures of each program category is presented graphically in Chart 3. In Table 11, these amounts are shown with the average cost per recipient. Table 12 lists the medical services expenditures which exceeded one million dollars in the year. EPSDT benefits are only provided for individuals through age 20; and Buy-In, Part B premiums are paid only for those eligible persons age 65 or over or who otherwise qualify for Medicare.



MISSISSIPPI MEDICAID COMMISSION
 RECIPIENTS AND DOLLARS SPENT BY PROGRAM CATEGORY
 FISCAL YEAR 1982

TABLE 11

TOTAL EXPENDITURES FOR MEDICAL SERVICES, TOTAL NUMBER OF RECIPIENTS, AVERAGE SPENT PER RECIPIENT, AND PERCENTAGE BY PROGRAM CATEGORY FOR FISCAL YEAR 1982

Program Category	Expenditures	Percent of Total	Total No. Recipient	Percent of Total	Average Per Recipient
Total	\$293,823,920	100.00	317,797	100.00	\$ 924.56
Aged	130,222,761	44.32	72,632	22.85	1,792.91
Blind	2,174,297	.74	1,764	.56	1,232.59
Disabled	87,353,851	29.73	57,869	18.21	1,509.51
AFDC Children	41,047,202	13.97	139,121	43.78	295.05
AFDC Adults	27,384,389	9.32	45,158	14.21	606.41
CWS Foster Care	5,641,420	1.92	1,253	.39	4,052.33

TABLE 12

EXPENDITURES FOR MAJOR MEDICAL SERVICES BY PROGRAM CATEGORY FOR FISCAL YEAR 1982

Type of Service	Total	Aged	Blind	Disabled	AFDC Children	AFDC Adults	CWS Foster Care
Inpatient Hosp.	\$74,248,271	\$11,463,933	\$660,810	\$25,912,647	\$18,710,564	\$14,485,838	\$3,014,479
Outpatient Hosp.	9,533,017	1,781,721	69,591	3,402,334	2,653,039	1,602,500	23,832
Skilled Nursing	50,001,196	40,010,957	285,007	8,500,203	3,500	2,500	1,199,029
Physicians	27,844,287	6,696,551	225,539	7,935,622	7,540,233	5,365,594	80,748
EPSDT	7,579,895				7,443,457		136,438
Prescribed Drugs	29,916,769	13,842,489	287,201	11,063,221	2,034,340	2,677,551	11,967
Dental Care	1,408,437	60,140	3,380	143,520	1,002,525	132,675	66,197
Intermediate Care	75,674,854	49,597,299	469,184	24,465,680	68,107	15,135	1,059,449
Buy-In Part B Medicare	11,193,135	8,370,226		2,822,909			

PAYMENTS MADE TO PROVIDERS BY COUNTY

The total paid to providers of medical services in each county is shown in Table 13. The recipients served by the providers during Fiscal Year 1982 were not necessarily residents of that county, but the providers were.

TABLE 13
TOTAL PAYMENTS TO PROVIDERS BY COUNTY FOR FISCAL YEAR 1982

County	Total Payments	County	Total Payments
Adams	\$4,389,187.13	Leflore	7,545,222.66
Alcorn	2,924,278.10	Lincoln	4,954,687.04
Amite	882,699.18	Lowndes	3,410,157.15
Attala	1,568,176.71	Madison	3,613,294.57
Benton	63,095.86	Marion	2,641,762.55
Bolivar	7,789,615.81	Marshall	2,307,811.74
Calhoun	1,103,997.12	Monroe	3,828,746.45
Carrol	154,082.21	Montgomery	2,208,325.00
Chickasaw	1,676,505.46	Neshoba	1,642,772.16
Choctaw	627,335.51	Newton	2,314,451.37
Claiborne	762,857.41	Noxubee	1,690,900.44
Clarke	1,754,487.29	Oktibbeha	4,224,596.84
Clay	1,865,103.69	Panola	3,024,091.48
Coahoma	5,777,960.82	Pearl River	2,502,706.12
Copiah	2,452,304.68	Perry	479,364.53
Covington	1,623,400.67	Pike	4,500,012.40
DeSoto	1,327,726.55	Pontotoc	1,550,381.01
Forrest	9,347,241.35	Prentiss	1,766,477.88
Franklin	904,502.93	Quitman	1,047,953.41
George	947,789.99	Rankin	4,943,975.30
Greene	801,169.77	Scott	1,524,978.42
Grenada	3,459,623.69	Sharkey	924,253.00
Hancock	1,119,913.96	Simpson	543,013.58
Harrison	10,536,901.42	Smith	1,396,091.44
Hinds	30,648,414.69	Stone	1,069,261.21
Holmes	2,382,716.83	Sunflower	2,793,622.66
Humphreys	1,627,708.33	Tallahatchie	1,302,929.18
Issaquena	618.33	Tate	2,237,146.44
Itawamba	1,534,539.19	Tippah	2,761,158.41
Jackson	4,100,396.18	Tishomingo	1,406,780.11
Jasper	1,189,149.55	Tunica	657,747.25
Jefferson	927,340.75	Union	2,220,220.01
Jefferson Davis	1,260,062.61	Walthall	1,512,302.36
Jones	9,970,522.31	Warren	4,270,716.35
Kemper	755,800.48	Washington	7,100,357.48
Lafayette	5,872,708.54	Wayne	1,700,809.53
Lamar	1,162,365.28	Webster	1,503,223.04
Lauderdale	8,192,887.33	Wilkinson	867,281.28
Lawrence	1,248,676.31	Winston	1,729,832.24
Leake	1,901,510.52	Yalobusha	644,170.33
Lee	6,648,968.74	Yazoo	2,316,710.29

PAYMENTS FOR RECIPIENTS BY COUNTY OF RESIDENCE

TABLE 14

AMOUNT OF EXPENDITURES FOR RECIPIENTS BY COUNTY OF RESIDENCE FOR FISCAL YEAR 1982

County	Total Expenditures	County	Total Expenditures
Adams	\$ 4,176,920.07	Leflore	\$6,652,700.80
Alcorn	3,278,685.14	Lincoln	5,081,938.68
Amite	697,179.93	Lowndes	3,746,219.51
Attala	1,956,249.75	Madison	4,766,540.72
Benton	583,454.68	Marion	3,427,619.36
Bolivar	7,040,571.16	Marshall	2,977,525.10
Calhoun	1,646,546.86	Monroe	3,730,152.77
Carroll	759,597.87	Montgomery	2,229,738.35
Chickasaw	1,787,353.37	Neshoba	2,530,392.47
Choctaw	879,602.14	Newton	2,199,110.46
Claiborne	937,876.83	Noxubee	1,660,114.26
Clarke	2,045,927.92	Oktibbeha	3,990,640.96
Clay	1,983,935.09	Panola	3,216,666.52
Coahoma	5,709,917.16	Pearl River	2,733,389.50
Copiah	2,309,704.18	Perry	787,656.43
Covington	2,037,206.34	Pike	4,358,556.12
DeSoto	1,992,653.42	Pontotoc	1,990,191.17
Forrest	7,061,055.13	Prentiss	2,203,736.56
Franklin	1,075,547.54	Quitman	1,745,310.85
George	1,115,244.49	Rankin	6,558,094.58
Greene	1,072,506.73	Scott	2,081,194.62
Grenada	3,246,247.23	Sharkey	1,206,119.95
Hancock	1,404,264.46	Simpson	4,983,984.33
Harrison	10,365,908.44	Smith	1,816,030.56
Hinds	20,059,136.67	Stone	1,142,969.57
Holmes	3,485,930.32	Sunflower	4,096,553.51
Humphreys	1,765,556.45	Tallahatchie	2,048,360.42
Issaquena	133,768.60	Tate	2,367,425.99
Itawamba	1,844,472.88	Tippah	2,958,334.74
Jackson	4,295,768.66	Tishomingo	1,455,632.05
Jasper	1,638,390.49	Tunica	1,099,138.67
Jefferson	1,185,122.48	Union	1,897,923.43
Jefferson Davis	1,660,421.80	Walthall	2,066,041.85
Jones	9,656,446.62	Warren	4,011,604.14
Kemper	922,300.96	Washington	7,438,841.12
Lafayette	5,104,023.71	Wayne	2,044,099.49
Lamar	1,618,682.19	Webster	1,522,710.21
Lauderdale	7,481,102.99	Wilkinson	1,687,042.52
Lawrence	1,407,332.87	Winston	2,171,162.51
Leake	2,353,739.28	Yalobusha	1,126,426.05
Lee	4,726,830.93	Yazoo	3,443,522.31

TABLE 15

**AMOUNT PAID TO STATE HEALTH AGENCIES AND
INSTITUTIONS BY SOURCE OF FUNDS FOR FISCAL YEAR 1982**

Total Amount Name of Agency or Institution	Total Amount of Payment	From Federal Funds	From State Funds
Total	\$31,651,475.24	\$24,485,581.26	\$7,165,893.98
East Mississippi State Nursing Home (Meridian, MS)	\$ 1,151,558.03	\$ 890,845.29	\$ 260,712.74
Ellisville State School (Ellisville, MS)	1,932,234.80	1,494,846.47	437,478.33
Kuhn Memorial Hospital (Vicksburg, MS)	589,346.74	455,918.64	133,428.10
Matty Hersee Hospital (Meridian, MS)	864,914.77	669,098.07	195,816.70
South Miss. State Hospital (Laurel, MS)	350,424.00	271,088.01	79,335.99
Miss. Crippled Children's Ctr. (Jakson, MS)	113,944.97	88,147.83	25,797.14
North Miss. Retardation Ctr. (Oxford, MS)	716,615.12	554,373.46	162,241.66
State Board of Health (Jackson, MS)	2,485,503.26	1,922,785.32	562,717.94
University Medical Ctr. (Jackson, MS)	13,464,503.97	10,416,140.27	3,048,363.70
South Miss. Retardation Ctr. (Long Beach, MS).....	1,284,117.31	993,393.15	290,724.16
Hudspeth Retardation Ctr. (Whitfield)	2,353,940.34	1,047,408.25	306,532.09
Pecan Grove ICF-MR (Ellisville, MS)	2,937,097.33	2,272,138.49	664,958.84
Woodlane ICF-MR (Oxford, MS)	2,877,201.81	2,225,803.32	651,398.49
Jacquith Skilled Nsg. (Whitfield, MS)	892,725.09	690,612.13	202,112.96
Rosewood Skilled Nsg. (Whitfield, MS)	637,257.70	492,982.56	144,275.14

**SERVICES
PHYSICIANS' SERVICES**

During Fiscal Year 1982, a total of 3,084 physicians participated in the Medicaid Program. Medical services rendered or ordered by all participating physicians for Medicaid recipients included:

- 457,241 Laboratory procedures
- 105,651 Injections
- 110,150 Radiology procedures
- 40,665 Surgical procedures

TABLE 16

**TOTAL NUMBER OF RECIPIENTS, NUMBER USING PHYSICIAN SERVICES
BY PROGRAM CATEGORY FOR FISCAL 1982**

Program Category	Total Number of Recipients	Recipients Using Service	Percent of Total
Total	317,797	259,719	81.7
Aged	72,632	61,122	84.2
Blind	1,764	1,531	86.8
Disabled	57,869	49,290	85.2
AFDC Children	139,121	107,437	77.2
AFDC Adults	45,158	39,361	87.2
CWS Foster Care	1,253	978	78.1

During Fiscal Year 82, \$27,844,287 was expended for Physicians' Services. Distribution by program categories shows the aged with 24% of the total expenditures. The children in the Aid to Families with Dependent children who received physicians' care accounted for 26.7 percent of the total money paid.

Table 17 shows distribution of the total expenditures.

TABLE 17
AMOUNT OF EXPENDITURES WITH PERCENTAGE DISTRIBUTION
FOR PHYSICIANS' SERVICES BY PROGRAM CATEGORY
FOR FISCAL YEAR 1982

Program Category	Expenditures	Percent
Total	\$27,844,287	100.00
Aged	6,696,551	24.05
Blind	225,539	0.81
Disabled	7,935,622	28.50
AFDC Children	7,439,993	26.72
AFDC Adults	5,463,049	19.62
CWS Foster Care	83,533	.30

When the persons over 64 years of age who are caretaker relatives and covered under the Aid to Families with Dependent Children (AFDC) Category are added to those in the Aged Category, the expenditures for this age group represent 29.9 percent of the total. However, the largest amount expended by age groups was for 21-64.

TABLE 18
AMOUNT OF EXPENDITURES WITH PERCENTAGE DISTRIBUTION
FOR PHYSICIANS' SERVICES BY AGE GROUPS
FOR FISCAL YEAR 1982

Age in Years	Expenditures	Percent
Total	\$27,844,287	100.00
Under 6	2,951,494	10.60
6-20	5,407,361	19.42
21-64	11,246,308	40.39
Over 64	8,239,124	29.59

There were 844,606 physicians' visits during Fiscal Year 1982. The average number of visits per recipient by program category ranged from a low of 4.0 to a high of 5.4. In Table 19, the average number and the total number of visits for each program category are given. In Table 20, physician visits are shown by the place of visit.

TABLE 19
NUMBER OF PHYSICIANS' VISITS, AVERAGE NUMBER OF VISITS PER RECIPIENT
BY PROGRAM CATEGORY FOR FISCAL YEAR 1982

Program Category ¹	Number of Physicians' Visits	Number of Recipients	Average Visit Per Recipient
Blind	6,891	1,531	4.5
Disabled	243,101	49,290	4.9
AFDC Children	375,753	107,437	3.5
AFDC Adults	210,878	39,361	5.4
CWS Foster Care	3,903	978	4.0

¹Aged Category omitted since only coinsurance and deductibles are paid on the majority of visits made by persons in the Aged Category.

TABLE 20
NUMBER OF PHYSICIANS VISITS BY PLACE OF VISIT
FOR FISCAL YEAR 1982

Place of Visit	Number of Visits	Percent
Total	844,606	100.0
Physician's office	587,144	69.5
Hospital	164,353	19.5
Hospital Outpatient	83,198	9.9
Skilled Nursing Home	5,100	0.6
Recipients Home	613	*
Intermediate Care Home	4,177	0.7
Elsewhere	21	*
*Less than 0.05%		

PRESCRIBED DRUGS

Drug recipients numbered 247,177, representing a utilization rate of 77.78 percent. The average number of prescriptions per recipient was 12.9.

Table 21 shows the number of prescriptions and the average number of prescriptions per Medicaid drug recipient by program category in Fiscal Year 1982.

TABLE 21
NUMBER OF PRESCRIPTIONS, NUMBER OF RECIPIENTS, AND
AVERAGE NUMBER PRESCRIPTIONS PER RECIPIENT
BY PROGRAM CATEGORY FOR FISCAL YEAR 1982

Program Category	Number of Prescriptions	Percent of Total	Number of Recipients	Percent of Total	Average Rx Per Recipient
Total	3,196,542	100.00	247,177	100.00	12.9
Aged	1,467,498	45.91	66,711	26.99	22.0
Blind	29,537	0.92	1,557	0.63	19.0
Disabled	1,072,432	33.55	51,896	21.00	20.7
AFDC Children...	323,533	10.12	89,239	36.10	3.6
AFDC Adults	300,711	9.41	37,003	14.97	8.1
CWS Foster Care .	2,831	0.09	771	0.31	3.7

NURSING HOME SERVICES

Medicaid nursing home patients are classified as needing skilled care, intermediate care or special care for the Mentally Retarded. Nursing homes are certified to render one or more of the above levels of care and are designated as Skilled Nursing Homes, Dual Nursing Homes, Intermediate Nursing Home and Intermediate Nursing Homes for the Mentally Retarded. A Dual Nursing Home cares for both skilled and intermediate patients and complies with Federal Regulations governing both levels of care.

During Fiscal year 1982, Skilled and Dual nursing homes rendered 1,809,308 days of care to 7,378 Medicaid patients. The total Medicaid cost of care was \$50,001,196 which averages out to \$27.64 per day for patients in Skilled and/or Dual homes.

Changes in Per Diem Rates
for Nursing Homes
(Maximum Class Rates)

Dates	SNF	Small Dual	Mid Dual	Large Dual	ICF	ICFMR
FY 82	36.13	30.36	29.83	29.48	\$26.42	44.09
FY 83	38.34	32.74	31.96	31.08	28.01	46.61
Beds, June 82	1954	2058	5985	1726	1546	1503

The difference between the average Medicaid Payment (\$27.64) and the above rates is due to the application of Medicaid Income to the Nursing home bill. Basically, Medicaid Income consists of all of patient's income above \$41.00 that is applied to the nursing home cost. The Medicaid payment is reduced by the amount of Medicaid Income.

Intermediate nursing homes rendered 2,198,634 days of care to 8,515 Medicaid patients. The total Medicaid Cost of the care was \$56,453,441 which averages out to \$25.68 per day for patients in intermediate care nursing homes.

The reason for the difference between the average Medicaid payment (\$25.68) and the above rates is due to application of patient resources (Medicaid Income).

Intermediate Nursing homes for the mentally retarded rendered 413,902 days of care to 1,294 Medicaid patients. The total cost to the Medicaid program was \$19,221,413 which averages out to \$46.44 per day for patients in intermediate care nursing homes for the mentally retarded.

Overall the Nursing Home program provided 4,421,844 days of care to 17,187 Medicaid patients at a cost of \$125,676,050 to the Medicaid program.

TABLE 22

NUMBER OF RECIPIENTS AND NUMBER OF DAYS OF CARE FOR NURSING HOME FACILITIES BY PROGRAM CATEGORY FOR FISCAL YEAR 1982

Program Category	Skilled Nursing Homes		Intermediate Care Facilities		Intermediate Care Facilities-MR	
	Recipients	Days of Care	Recipients	Days of Care	Recipients	Days of Care
Total	7,378	1,809,308	8,515	2,198,634	1,294	413,902
Aged	6,291	1,524,195	7,488	1,946,479	1	31
Blind	30	8,181	23	5,937	21	6,465
Disabled	1,052	276,537	997	245,424	1,260	406,124
AFDC Children	2	132	4	458	7	1,085
AFDC Adults	2	79	2	218	0	0
CWS Foster Care	1	184	1	118	5	197

INPATIENT HOSPITAL SERVICES

During Fiscal Year 1982, there were 56,166 hospital discharges with 258,947 days of inpatient hospital care covered by Medicaid. The average length of stay was 4.6 days, a decrease of 0.1 from the previous year. For the relatively small number of persons covered in the Aged Category who do not qualify for Part A of Medicare, Medicaid pays for their hospital services. Elderly recipients had the largest average length of stay for each period of hospitalization. Table 23 shows the number of recipients of Inpatient Hospital Service benefits with the number of discharges and days of care during Fiscal Year 1982. Those persons who have hospital coverage under Part A of Medicare are not included in the table. Medicaid paid their hospital deductible and coinsurance charges which amounted to \$6,972,829 during the fiscal year.

An average of 193 hospitals participated in the Medicaid program — 183 in state, 10 out of state.

TABLE 23

NUMBER OF RECIPIENTS, NUMBER OF DISCHARGES, TOTAL DAYS OF HOSPITAL CARE AND AVERAGE LENGTH OF STAY FOR MEDICAID RECIPIENTS BY PROGRAM CATEGORY FOR FISCAL YEAR 1982

Program Category	Number of Recipients*	Number of Discharges	Days of Care	Avg. Hosp. Length of Stay
Total	42,207	56,166	258,947	4.6
Aged	1,818	692	5,522	8.0
Blind	334	461	2,623	5.7
Disabled	11,075	17,103	101,169	5.9
AFDC Children	16,845	21,126	82,123	3.9
AFDC Adults	11,980	16,587	66,406	4.0
CWS Foster	155	197	1,104	5.6

*Not included are Medicaid recipients covered under Part A of Medicare.

OUTPATIENT HOSPITAL SERVICES

A total of 150,590 outpatient hospital visits were provided to 117,420 recipients during Fiscal Year 1982. The average of 1.3 visits per out-patient recipient shows a decrease from previous years.

DENTAL SERVICES

Limited dental care was provided to 68,194 persons during Fiscal Year 1982 with expenditures amounting to \$1,408,437. A total of 119,295 procedures (primarily extractions) were provided at an average cost of \$11.81 per procedure.

An average of 445 dentists participated in the program during the fiscal year.

FAMILY PLANNING SERVICES

Expenditures for Family Planning Services amounted to \$4,190,909 in Fiscal Year 1982 with the Federal government paying 90 percent and Mississippi paying 10 percent of the total. Payments were made to private physicians, pharmacies, and Family Planning Clinics located throughout the state. A total of 30,742 different persons received Family Planning Services during the year.

EARLY AND PERIODIC SCREENING, DIAGNOSIS AND TREATMENT SERVICES

The Early and Periodic Screening, Diagnosis and Treatment Services. (EPSDT) furnishes a unique opportunity for providing health care to the Medicaid eligible children of Mississippi. This program requires the screening of children 18 years of age, after December 1981, and under for physical, mental and developmental defects and provides for the necessary health care to correct or ameliorate those defects. Treatment for visual, hearing and dental problems is also provided. Thus, EPSDT introduces eligible children into the health care system and makes services available before health problems become chronic and expensive to treat.

Good health is an important factor in the development of a productive adult who is independent of public assistance. Poverty and untreated health defects often lead to dependency and the perpetuation of the welfare cycle. A DHHS estimate of an individual cost of \$200,000 for a life-time welfare recipient makes the importance of the EPSDT program significant.

During Fiscal year 1982 a total of 101,541 children were screened. Referrals for follow-up are as follows.

56,136	Dental
12,669	Vision
8	Lead Poisoning
3,790	Incomplete Immunization
1,019	Hearing
20,927	Other Problems

Such significant figures pointedly illustrate the merits of Early and Periodic Screening, Diagnosis and Treatment Services for the children of Mississippi.

APPENDIX

Section 43-13-127 of the Mississippi Code of 1972 requires a listing of hospitals and nursing homes to whom payments in excess of \$25,000 were made, and all other providers to whom payments in excess of \$10,000 were made. The following is a list of the providers receiving in excess of the specified amounts for Fiscal Year 1982. The amount paid to providers includes all costs (employee salaries, rent, utilities, bookkeeping, supplies, equipment, etc.) involved in providing services, and does not represent a net amount or take-home pay to a provider.

ADAMS

Jefferson Davis Memorial Hospital	1,156,800.33
Glenburney Nursing Home	789,286.91
Trace Haven Nursing Home	392,350.58
Oakwood Lodge	922,142.68
Natchez Community Hospital	163,755.50
Gilbert Rexall Drug Store	80,167.32
E. J. Flechas, M.D.	71,508.46
Wilson Drug Store	59,359.28
J. R. Todd, Jr., M.D.	47,742.25
Morgantown Pharmacy	44,024.63
Todd Clinical Pharmacy	42,564.87
Jacqueline Davis, M.D.	41,788.64
Natchez Super Drugs #2	39,784.56
Medical Arts Pharmacy	38,092.85
Pickle Rexall Drug Store	35,922.38
Benny A. Wright	35,467.00
Bernadette Sherman, M.D.	32,075.74
Dempsey T. Amacker, M.D.	26,940.31
Katz & Besthoff #281	22,892.21
Haneys Drugs	21,701.94
Homer A. Whittington, M.D.	18,946.40
Paul A. Doherty, O.D.	16,400.19
Walter T. Colbert	15,335.69
Lee George Campbell, D.D.S.	15,141.00
Geisenberger Bros. Dr.	14,234.44
D. H. Mutziger, M.D.	13,908.37
J. W. Mutziger, M.D.	13,118.93
Howard Medi Save Pharmacy	12,748.40
G. Swink Hicks, M.D.	11,532.05
Lessleys Pharmacy, Inc.	11,001.13

ALCORN COUNTY

Care Inn Corinth	727,434.96
Care Inn Alcorn Co.	712,331.41
Magnolia Hospital	552,931.61
Whitfield Nursing Home	325,073.00
Medical Plaza Pharmacy	74,934.22
Wilson Drug Company	59,077.68
Whitfield Pharmacy & Jewelry	47,460.87
C. Spencer Lee, D.D.S.	44,840.00
Alcorn Pharmacy, Inc.	32,629.00
James Bennett Apothecary	32,042.75
Rieger Gibson Pharmacy	30,670.05
Magnolia Pharmacy	30,632.98
Shelby C. Reid, M.D.	28,661.52
Smith Drug Company	27,451.15
John Prather, M.D.	22,957.60
Super B Drug #2	17,497.86
Robertson B & R	16,380.18

Super D Drug #17	16,144.60
Bernard L. Shipp, M.D.	14,869.68
Robert E. Mathis, D.D.S.	12,622.00
William R. Brown D.D.S.	12,622.00

AMITE COUNTY

Centreville Health Care Center	735,900.16
Liberty Drug Store	49,778.78
J C J Discount Drugs	24,236.17
P and S Pharmacy, Inc.	20,189.43
Curtis A. Broussard, M.D.	15,218.65
David Bramm, M.D.	12,103.45

ATTALA COUNTY

Attala Co. Nursing Center	969,938.65
Montfort Jones Mem. Hosp.	222,839.12
Sullivans Disc. Drugs	76,194.24
Pickles Drug Store	57,858.74
Boyds Drug Store, Inc.	48,037.54
Attala Discount Drugs	32,690.30
City Drug Store	28,196.44
John Moody Burge, Jr., D.D.S.	24,352.00
James D. Neaves, D.D.S.	13,353.00
A. Coleman Pickle, M.D.	12,790.39
Paul E. Mink, M.D.	11,377.35

BENTON COUNTY

Ashland Discount	30,737.94
Idah M. Cannon, M.D.	16,551.72

BOLIVAR COUNTY

Bolivar County Hospital	1,910,493.09
Cleveland Health Care Center	982,758.72
Shelby Drug Company	655,183.81
Care Inn Cleveland*	583,455.79
Oakgrove Retirement Home	403,415.94
Shelby Community Hospital	368,025.07
Haire Drug Center	356,026.86
Mound Bayou Com. Hospital	273,431.65
Robert C. Tibbs, H, M.D.	205,377.83
Paul Warrington, M.D.	152,610.39
Richard Waller, M.D.	138,211.93
Buckleys Pharmacy	129,735.15
Community Children Serv.	123,789.00
Donald J. Blackwood, M.D.	121,288.55
James E. Warrington, M.D.	120,602.87

R. T. Hollingsworth, M.D.	145,877.62
Medical Arts Pharmacy	88,726.66
Merton C. Toler, M.D.	85,054.00
Gene L. Coopwood, D.D.S.	81,616.00
Carl H. Barbour, D.D.S.	64,705.00
Delta Com. Health Center*	56,996.85
Willie B. Lucas, M.D.	42,214.70
John K. Abide, M.D.	40,931.00
Economy Drugs, Inc.	38,852.88
Eugene E. Tibbs, M.D.	38,111.44
Paul Discount Drugs	36,734.39
John T. Milam, M.D.	33,295.00
J. G. Peeler, Jr., M.D.	29,301.40
Delta Drug Store	46,540.69
Lewis Durg Store	25,864.71
Frank E. Reese, O.D.	25,070.19
John T. Gibson, D.D.S.	23,690.00
Arthur W. Lindsey, Jr., M.D.	23,186.29
Williams Emergency Ambulance Serv.	22,991.42
Hugh C. Smith, D.D.S.	21,513.00
Delta Comm. Home Hlth. Agc.	17,990.21
Delta Health Ctr.	17,948.33
G. W. Green, M.D.	30,504.93
Samuel D. Austin, M.D.	15,657.21
William A. Eley, D.D.S.	13,307.00
E R Phy. Bolivar Co. Hspt.	12,492.00
L. S. Davidson, Jr., M.D.	12,488.80
Lawrence M. Sutton, Jr., M.D.	12,119.05
Luther W. McCaskille, M.D.	11,757.40
James Gray Adams, M.D.*	56,417.04
Warren Inge, D.D.S.	11,159.00

CALHOUN COUNTY

Calhoun Co. Nursing Home	464,016.80
Hillcrest Hospital	155,189.97
Comm. Hospital of Calhoun, Inc.	146,662.79
Plunks Pharmacy	43,396.25
Peoples Drug Store	37,237.69
Chandler Drug Co.	31,688.10
City Discount Drugs	27,732.50
Cockers Pharmacy	27,469.59
Locans Discount Drugs	26,842.96
Guy Farmer, M.D.	23,564.16
G and S. Pharmacy	17,287.53
George A. Riley, M.D.	16,686.48
Orby L. Hamblin, M.D.	16,614.06
Thomas P. Waits, D.D.S.	13,647.00
Lester D. Webb, M.D.	12,698.59
Glendas Discount Drugs	11,045.82

CARROLL COUNTY

Anderson's Pharmacy	55,519.50
Vaiden Drugs	29,537.51
David L. Meadows, M.D.	20,700.62
Millard S. Costilow, M.D.	19,767.88

CHICKASAW COUNTY

Floy Dyer Manor	504,907.40
-----------------	------------

Houston Comm. Hospital	325,915.16
Shearer-Richardson N. H.	321,035.02
Okolona Comm. Hospital	85,186.32
Estes Walgreen Drugs	55,321.43
Houston Drug Company	45,328.33
Okolona Drug Company	40,128.53
Stewart-Harris, Inc.	37,688.73
Super G Discount Drugs	26,428.76
Joseph H. Shoemaker, M.D.	25,789.22
Houses Pharmacy	24,091.65
Griffin Discount Pharmacy	23,524.49
Charles Secreste, M.D.	20,079.86
John D. Dyer, M.D.	18,642.03
John E. Harris, M.D.	17,372.50
Edward K. Gore, M.D.	17,282.78
Houlka Pharmacy	14,335.98
Charles L. Simpson, M.D.	14,093.61
Herman K. Smith, D.D.S.	11,868.00
Foodway Family Pharmacy	11,481.36

CHOCTAW COUNTY

Choctaw County Nursing Home	253,808.21
Choctaw County Hospital	144,243.44
Moore Drug Company	52,062.19
Edward Pennington, M.D.	48,747.10
Crowder Drug Store	44,744.04
Hodges Pharmacy	23,548.05
Rester Discount Pharmacy	20,287.02
William B. O'Kelly, M.D.	15,629.44
James B. Bryant, D.D.S.	11,866.00
George Bounds, M.D.	10,720.58

CLAIBORNE COUNTY

Claiborne County Hospital	403,482.81
Savrite Drugs Port Gibson	92,130.51
McDaniel Pharmacy	76,947.58
Roy M. Barnes, M.D.	62,005.58
David M. Segrest, M.D.	43,223.39
Nasim Akhtar Aziz, M.D.	20,178.77
Elton L. McAmis, M.D.	18,173.41
Serve U H H A Sub-Unit	12,528.44

CLARKE COUNTY

Archusa Convalescent Center	1,018,373.73
H. C. Watkins Mem. Hospital	390,482.73
Hammack Drug Company	79,526.84
Quitman Drugs	60,224.81
Crumbley Drug Store	39,470.67
Walter D. Gunn, M.D.	21,471.93
James C. Graham, M.D.	20,856.60
Everitt Discount Drugs	20,400.25
Wheat Drug Co.	16,828.52
Medicare Service Supply Inc.	16,819.07
Samuel Marcus Allen, M.D.	15,669.04
Donald Traxler, D.D.S.	14,860.00
Ivan Zamora, M.D.	13,834.99

CLAY COUNTY

Care Inn West Point	993,470.56
Ivy Memorial Hospital	446,201.87
Rose Drug Co., Inc.	138,114.56
Robert T. Lott, M.D., Ltd.	76,235.07
William M. Billington, D.O.	26,609.84
Ronald E. Powell, M.D.	25,989.42
Gibson Pharmacy	25,703.85
Charles J. Nail, Jr., D.D.S.	24,204.00
Harco Super Drug	19,967.87
Plaza Drug Company	18,534.31
H. D. Posey, D.D.S.	11,519.00
McCullum Drug Store	10,271.24
Joseph D. Yates, D.D.S.	10,148.00

COAHOMA COUNTY

Northwest Miss. Reg. Med. Center	2,516,380.04
Delta Mannor Nursing Center	2,557,002.03
R. Ted Roberts, D.D.S.	139,789.00
Economy Drugs	113,165.61
Greenbough Nursing Home	287,709.05
Henderson Rexall Drugs	102,087.84
Haggard Drug St., Inc.	101,909.88
Bouldin Marley, M.D.	78,166.50
Julius L. Levy, M.D.	72,849.58
Donald R. Ellis, M.D.	69,808.43
Henry A. McCrory, M.D.	67,851.20
Glen L. Wegener, M.D.	62,477.00
Williams Rexall Drug	55,049.38
William B. Bobo, M.D.	45,733.48
Malcolm D. Bailey, Jr., D.D.S.	45,592.00
Frank T. Marascalco, M.D.	44,091.80
Edgar W. Turner, D.D.S.	34,151.00
Medi Center Pharmacy	32,831.45
Van R. Burnham, Jr., M.D.	32,555.66
Tom S. Cooper, M.D.	30,134.16
Super D Drugs #20	27,584.77
Peggy Wells, M.D.	26,032.10
John William Sullivan, D.D.S.	25,557.00
Otha Williams, M.D.	25,123.50
E R Phy. N W MS Reg. Hsp.	23,746.50
Melvin Ehrich, M.D.	21,746.75
Purvis W. Hill, Jr., M.D.	21,633.30
Sammy A. Hamway, M.D.	21,529.44
Rodney W. Baine, M.D.	20,167.33
W. F. Clark, M.D.	19,933.20
George C. Furr, M.D.	18,920.32
Westgate Drugs, Inc.	18,759.41
Robert G. Traylor, O.D.	17,481.83
Carole Mangrem, M.D.	17,310.65
William S. Pollard, M.D.	16,779.35
W. B. Johnson, Jr., M.D.	15,650.54
Hugh H. Andrews, D.D.S.	15,570.00
Alvin M. Labens, O.D.	15,497.64
Clarksdale Surgical Clinic	14,855.42
Grubbs Respiratory Service	14,423.02
McGee Taylor Burke Clinic	13,492.07
Jack Sartin, M.D.	11,815.68
Wiley L. Fowler, D.D.S.	10,888.00

COPIAH COUNTY

Hardy Wilson Mem. Hospital	379,764.03
Pine Crest	349,611.77
Biggs Drug Store, Inc.	84,648.21
Allreds Pharmacy	79,810.21
Super D #123	70,836.38
City Drug Store (Hazlehurst)	60,293.13
Gammills Pharmacy	37,667.27
City Drugs (Crystal Springs)	37,367.54
Miss. Discount Drugs	33,668.33
Lamar Puryear, Jr., M.D.	31,188.56
Robert M. Akin, M.D.	29,975.79
Fred McDonnell, M.D.	28,465.90
Robert Dale, Jr., M.D.	28,113.20
J. H. Long, M.D.	26,170.00
James R. Stingily, M.D.	21,220.64
Economy Drug Co.	19,972.51
William M. Dabney, M.D.	19,307.36
Richard Akin, D.M.D.	17,271.00
Jerry B. Gulledege, M.D.	14,922.55
Luther D. Turner, M.D.	12,458.40
Loren D. Breland, M.D.	10,164.75
Wesson Pharmacy	10,025.5

COVINGTON COUNTY

Covington County Hospital	615,704.21
Woodland Hills Nursing Home	541,352.76
C & C Drugs, Inc.	63,075.86
Carrs Discount Drugs	60,671.60
Clayton Drug Store, Inc.	58,172.03
Cranfords Drug Store	39,352.84
Charles C. Tyler, M.D.	34,965.68
Powell Drug Store	31,350.34
Joseph E. Johnston, M.D.	29,011.52
Weston Folse, M.D.	27,373.56
Whites Discount Drug	19,885.25
Harlan B. Rogers, D.D.S.	19,703.00
Charles P. Crenshaw, Jr., M.D.	16,442.36
James C. Bishop, D.D.S.	12,245.00
Billy J. Mayfield, D.D.S.	11,565.00
Ernest P. Reeves, M.D.	10,568.09

DESOTO COUNTY

Southaven Health Care	860,448.33
Desoto Discount Drugs	70,685.50
Robert B. Seymour, D.D.S.	56,189.00
Hernando Pharmacy	48,638.44
Funderburks Drugs	37,405.35
Wadsworth Clinic, P.A.	30,323.36
Henry M. Wadsworth, Jr., M.D.	25,765.65
Hoovers Drug Store	20,059.37
David V. O'Brien, O.D.	19,125.81
Hamilton Pharmacy	17,767.86
Malcolm D. Braxter, Jr.	13,795.92
Lowell G. Evans, Jr., D.D.S.	12,312.00
James Baube, O.D.	12,209.95
Gregory Evans, D.D.S.	10,996.00
M. D. Evans, D.D.S.	10,242.54

FORREST COUNTY

Forrest County General Hospital	2,154,007.85
Hattiesburg Convalescent Center	1,053,592.61
Conva. Rest	1,400,018.19
Happy Acres Convalescent Home	676,953.64
Green Forest Convalescent Home	614,561.57
Methodist Hospital	507,422.69
Conva. Rest of Petal	439,473.27
S. MS Home Health Agency	118,961.21
Happy Acres Conv. Home	111,601.24
Pathology Laboratory	84,752.68
Conva. Rest Pharmacy	79,887.27
Hattiesburg Clinic P.A., RDU	70,144.66
Carl R. Hale, M.D.	67,465.04
Fairview Disc. Pharmacy	66,453.77
Mullican Pharmacy	63,743.89
P. Patel, M.D.	54,470.78
Hub City Pharmacy, Inc.	50,624.14
Medichek Med. Screen Clinic	48,005.00
Charles E. Greer, D.D.S.	46,608.00
Phillip W. Rogers, M.D.	43,756.53
Gambles Drugs, Inc.	43,745.22
Darcey G. Kobs, Jr., M.D.	42,967.73
Marcus L. Hogan, III, M.D.	41,348.48
Hattiesburg Clinical Lab, P.A.	40,826.14
Gibson Pharmacy	36,008.64
John H. James, M.D.	31,046.03
Petal Drug Co.	29,723.03
Home Health Agency Multico.	28,207.88
Home Health Care of MS	28,148.48
Gibson Pharmacy 3	28,130.11
Minor L. Griffin, Jr., D.D.S.	26,864.10
Love Drug Co., Inc.	25,755.93
Jack C. Keen, M.D.	25,245.19
Cohen Drug Company	24,233.17
Lawrence J. Naylor, D.D.S.	22,479.00
Dan Riekes, M.D.	22,128.29
Grover W. Smith, D.D.S.	21,821.00
H. Lamar Gillespie, M.D.	21,655.76
James Martin, M.D.	21,605.76
Kelly R. O'Neal, Jr., M.D.	21,525.02
Medi Save Discount Drugs, Inc.	21,504.22
J. Stephen Cockerham, D.D.S.	21,112.50
David M. Owen, M.D.	20,789.08
Owl Drug Store	20,310.79
Frank E. Jones, M.D.	19,924.40
Donald G. Townsend, M.D.	19,366.32
Bennett Van York, D.D.S.	19,083.00
Lynn B. McMahan, M.D.	18,598.71
William A. Morrison, M.D.	18,066.54
Billie L. James, M.D.	18,022.49
Kate N. Aseme, M.D.	17,764.84
John L. Pendergrass, M.D.	17,634.78
Kenneth J. Gaines, M.D.	17,336.98
E R Phy. Forrest General Hospital	16,511.20
Southwest Drug Store	16,170.49
Dan Riekes, M.D.	15,501.77
Dorothy Gillespie, M.D.	15,375.54
Charles E. Smith, M.D.	14,854.66
R. Conner Bills, D.D.S.	14,854.00

Ralph E. Abraham, M.D.	14,661.58
K. Ramsay O'Neal, M.D.	14,238.74
Green Eye Clinic, P.A.	14,218.49
Donald V. Conerly, M.D.	13,677.02
William R. Roulston	13,481.20
Katz & Besthoff #248	13,269.45
A. Jerald Jackson	13,122.21
Surgical Clinic of Hattiesburg, P.A.	12,354.24
Ralph T. Wicker, M.D.	12,134.26
Bruce M. McCarthy	11,945.63
Optometric Clinic, P.A.	11,538.17
Greer Whitacre, M.D.	11,385.04
William R. Arnett, M.D.	10,894.19
T. E. Ross, III, M.D.	10,787.04
Hub City Home Health Service, Inc.	10,318.30
Orthopedic Clinic, P.A.	10,162.03
Ronald R. Lubritz, M.D.	10,139.54

FRANKLIN COUNTY

Meadville Nursing Home	454,478.72
Franklin County Mem. Hospital	228,509.77
Peoples Drug Store	57,580.45
Meadville Rexall Drugs	28,644.13
Kings Discount Pharmacy	20,655.00
Super Save Drugs	19,321.25
W. B. Larkin, M.D.	17,703.50
Sav U More Drugs	17,427.44
Bude Clini	17,230.54
Edward J. Schmidt, M.D.	15,314.50

GEORGE COUNTY

Glen Oaks Nursing Home	482,668.17
George County Hospital	230,121.58
The Main Drug Co.	54,892.99
Als Pharmacy	30,921.53
Hospital Rexall Pharmacy	21,960.71
T/A Edward Discount Drugs	21,280.19
Community Med. Center	18,260.02
Dayton E. Whites, M.D.	17,498.19
T. R. Shaw, M.D.	12,326.00
Jim's Discount Drugs	11,011.95

GREENE COUNTY

Melody Manor Convalescent Center	456,316.53
Greene County Ext. Care	151,628.36
Greene County Hospital	87,980.25
Dietz Drug Store	29,278.61
State Line Drugs	21,573.87

GRENADA COUNTY

Grenada County Hospital	1,025,396.14
Care Inn Grenada	1,043,847.86
Grandview Health Care Center	649,258.29
Marascalcos Save Mor Drugs	68,209.06
E. S. Richardson, D.D.S.	64,123.00
McClure Drug Company	57,921.03
D. L. Harrison, M.D.	57,394.20

Dyres Prescription Shop	44,776.17
Dyre Kent Drug Co.	44,244.44
Bonnars Pharmacy	43,469.32
Thomas E. Holden, M.D.	32,921.08
Brister Pharmacy	32,093.49
Robert B. Townes, Jr., M.D.	30,882.07
Guy R. Braswell, M.D.	25,292.85
M. C. Campbell, M.D.	24,359.83
William B. Hunt, M.D.	20,579.70
Chaney's Pharmacy	20,385.90
Gibson Pharmacy	19,802.30
Gaines L. Cooke, M.D.	18,442.83
Robert L. Coggin, M.D.	15,216.00
John L. Brockman, M.D.	11,337.39
James W. Fite, M.D.	10,628.80
Marascalco Drugs	10,419.70
James W. Fite, M.D.	10,309.00
Chaney's Rexall	10,027.73

HANCOCK COUNTY

Hotel Reed Nsg. Ctr.	557,273.99
Hancock General Hospital	339,448.23
Quality Drugs #2	49,007.05
Gulf Thrifty Drug, Inc.	26,108.88
Thomas B. Murphree, D.D.S., P.A.	21,702.00
Helen G. McGehee, M.D.	16,067.96
Vidanes E. Alcalen, M.D.	15,068.65
Wilcox Pharmacy	12,703.69
Eckerd Drugs #504	12,362.06
Bertrand O. Sy, M.D.	12,035.60
Jones Bros. Drugs	10,986.38

HARRISON COUNTY

Memorial Hospital	2,242,320.89
So. Miss. Retardation Center	1,284,117.31
Miramar Nursing & Convalescent Home	1,179,270.94
Biloxi Regional Med. Ctr. Inc.	913,735.36
Driftwood Nursing Center	743,332.36
Gulfport Convalescent Center	855,661.40
Gulf Coast Comm. Hospital	436,056.67
Dixie White House Nursing Home	382,213.18
Garden Park Comm. Hospital	323,917.09
T-D Drugs, Inc.	107,276.21
French Drug Co., Inc.	95,634.85
Joseph R. Mitchell, M.D.	73,188.46
Oak Place Pharmacy, Inc.	60,025.71
Emi Yamashiro, M.D.	58,832.60
Medical Arts Pharmacy, Inc.	45,367.72
Fred H. Walker, M.D.	39,540.14
Joseph L. Faison, M.D.	37,273.44
Gerald W. Segraves, D.D.S., P.A.	36,124.00
William H. Murdock, Jr., D.D.S. M.	33,792.00
E R Phy. Memorial Hospital	32,578.00
Kimbrough & Quint Drug	29,815.41
Henry K. Hillman, M.D.	28,695.34
Robert J. Schmidt, M.D.	28,283.92
Eckerd Drugs #2046	28,272.45
Day Drug Company, Inc.	27,962.18

Taylor Harris Drug Store	27,577.88
Economy Drugs	26,604.47
Broad Ave. Pharmacy	25,887.37
Jones Bros. Drug Co. of Pass Christian	25,406.00
J. O. Tate, D.D.S.	25,230.00
Daniel O. Conwill, D.D.S.	25,193.00
Arthur H. Johnson, M.D.	24,468.15
T. D. Pharmacy, Inc.	23,871.91
Felix H. Dunn, M.D.	23,152.52
Coastal Family Health Center	18,941.00
Felix H. Dunn, M.D.	18,611.00
Unicare Home Health	17,980.95
Lyman Discount Drugs	17,853.64
Carney A. Brice, D.D.S.	17,778.00
Frank L. Schmidt, M.D.	17,774.74
A. Rhodes Perry, Jr., M.D.	17,456.78
Samuel P. Robinson, M.D.	16,788.78
Leonard Ball, M.D.	16,555.24
Allen J. Koskan, M.D.	16,418.24
David Byrne, M.D.	16,284.97
Andrew K. Martinolich, M.D.	15,888.13
E R Phy. Biloxi Reg. Med. Ctr.	14,741.00
Sidney H. Wong, M.D.	14,723.42
Douglas C. Lanier, M.D.	14,695.62
Crawford H. Cleveland, M.D.	14,243.19
Jason V. Smith, M.D.	13,979.20
Eddies Drug Store	13,904.09
Larry Carruth, M.D.	13,807.46
Patrick L. Pierce, M.D.	13,698.00
Henry A. Maggio, M.D.	13,504.76
Roy L. Irons, D.D.S.	13,483.00
Annie W. Taylor, D.M.D.	13,376.00
Super D Drugs #36	13,374.43
Mullers Pharmacy, Inc.	13,331.40
Beach Pharmacy, Inc.	13,195.94
Covichs Pharmacy	12,944.43
Richard C. Schmidt, M.D.	12,903.00
Hoshall S. Barrett, Jr., M.D.	12,721.86
John Stephen Tomsik, D.D.S.	11,997.00
Amser Ambulance	11,775.02
D. A. Hopkins, M.D.	11,390.40
William L. Bass, Jr., M.D.	11,119.40
The Prescription Center	11,042.58
John W. Godsey, M.D.	10,759.00
Edward H. Currie, M.D.	10,722.20
Jones Bros./Hardy Ct.	10,300.93

HINDS COUNTY

University Hospital	13,464,503.97
Miss Baptist Medical Center	2,941,933.05
Hinds General Hospital	1,938,538.64
Miss. State Board of Health	2,395,240.30
St. Dominic Jackson Mem. Hospital	1,155,361.33
Crossgate Manor, Inc.	1,125,457.82
Care Inn Clinton	989,566.74
Albemarle Health Care Center	1,009,109.33
Manhattan Health Care Center, Inc.	1,069,687.30
Clinton Country Manor	1,008,173.28
Miss. Nursing Home	647,281.45

Inglewood Manor, Inc.	565,186.47	Thrifty Drug Store #1	32,193.85
Lakeland Nursing Center	548,420.21	Univ. OB-GYN Assoc.-Sampson	31,986.94
MS Methodist H & Rehab. Center	352,256.59	James D. Mitchell, M.D.	32,816.67
Crawford Nursing Home	346,966.26	Mooreco Drug	31,579.82
Community Nursing Home	317,956.01	Richard Miller, M.D.	31,396.25
Carter Guest Home	422,786.70	C. J. Moran, M.D.	31,151.19
Whispering Pines Nursing Home	323,626.63	Bratley Medical Lab.	30,806.19
Magnolia Home for Convalescents	236,653.00	Medical Plaza Pharmacy	30,608.35
Comper Nursing Home	289,153.61	Super D Drugs 28	29,655.40
Cottage Grove Nursing Home	204,129.47	George Lyons, M.D.	28,651.11
Northgate Pharmacy	185,982.39	C. E. Jones, Jr., D.D.S.	28,614.00
William F. Hand, D.D.S.	181,521.50	Ching J. Chen, M.D.	28,165.48
Kidney Care RDU	171,904.16	E. L. Gieger, M.D.	27,117.38
Central Childrens Service	141,313.00	Samuel B. Johnson, M.D.	26,985.00
Main Drug Store, Inc.	117,390.68	Univ. Rad. Assoc.-Russell	26,922.67
MS Crippled Children	113,944.97	Patricia Norman, M.D.	26,736.54
Harlan Discount Drugs	84,804.63	Larry R. Lipscomb, M.D.	26,625.57
Wesley Prater, M.D.	81,149.12	Irvin Henderson, D.D.S.	25,714.00
T. P. Discount Pharmacy	80,903.39	St. Dominic Dialysis Center	25,650.80
Doctors Hospital of Jackson	79,917.79	Delors E. Magee, Jr., M.D.	25,539.78
Jackson-Hinds Comp. Health Center	78,983.00	Roy Wilson, M.D.	25,321.50
Southwest Drugs #20	75,128.15	Carl H. Boykin, D.D.S.	25,263.00
Southwest Drug Co., Inc.	72,993.50	Billy N. Watkins, M.D.	25,241.52
Kidney Care G'ville RDU	72,648.01	Clinton Cavett, M.D.	25,212.00
Super D Drugs #26	70,048.76	Univ. Rad. Assoc.-Harrison	24,962.96
Southwest Drug Co., Inc.	65,949.92	Gill Drugs, Inc.	24,695.10
Daniel Gambrell, M.D.	64,280.46	Reynaldo Rodriguez, M.D.	24,585.00
Raymond Drug Store	63,066.01	Jackson Hinds Health Center	24,529.21
Howard Medi Save Pharmacy	59,298.19	Alan Freeland, M.D.	24,488.64
Family Planning Division	58,190.22	Ken Mays Medicine Shoppe	23,910.03
Terry Discount Drugs	57,676.85	Robert A. Sanford, M.D.	23,457.28
Seshadri Raju, M.D.	55,254.89	Univ. OB-GYN Assoc.-Bates	23,235.50
John D. Bower, M.D.	52,235.81	Starkey L. Hudson, M.D.	22,822.99
R. K. Smithhart, O.D.	52,117.57	Univ. OB-GYN Assoc.-Martin	22,812.00
Univ. OB-GYN Assoc.-Wiener	51,586.00	Albert B. Britton, Jr., M.D.	22,461.48
Kidney Care, Inc. RDU Col.	51,064.44	Univ. OB-GYN Assoc.-McGehee	22,442.50
Univ. Rad Assoc. Blumenthal	49,719.24	O. Lee Doss, D.D.S.	22,134.00
Kidney Care Meridian	49,339.67	Metro Discount Drugs	21,751.30
Cortez McFarland, M.D.	48,446.30	Capitol Drug Company	21,435.06
Super D Drugs No. 101	46,294.98	Maurice James, M.D.	21,320.92
Linda Johnson, O.D.	45,139.12	Jackson Medical Assn., P.A.	21,307.34
Kidney Care, Inc. RDU	45,114.72	James D. Hardy, M.D.	21,086.12
Univ. OB-GYN Asso.-Morrison	44,528.00	Univ. Rad. Assoc.-Sloan	21,053.45
Univ. Path. Assoc. O'Neal	43,579.45	Univ. OB-GYN Assoc.-Wiser	20,831.00
Univ. OB-GYN Assoc.-Rivlin	42,925.00	Frederick Heckler, M.D.	20,771.61
Mr. Disc. Drugs of S. Jackson	41,216.04	Miss. Artificial Limb Co.	20,677.51
Anderson Drug & Gift Center	40,167.64	Hinds Urology Clinic, P.A.	20,508.42
Kidney Care, Inc. RDU Clarksdale	39,648.38	Carrol F. Landrum, M.D.	20,400.36
Robert Smith, M.D.S.	38,703.20	Mary C. Jones Dental Clinic	20,067.00
Clara T. Jones	38,235.00	Houston Discount Drugs	19,987.13
Jackson Hinds Center	37,386.52	Super D Drugs 24	19,967.43
Edwards Pharmacy	36,756.14	Brents Drugs	19,886.10
Luther C. Fisher, III, M.D.	36,529.50	E R Phy. MS Baptist Med. Ctr.	19,493.30
Malcolm P. Taylor, M.D.	36,456.24	Univ. OB-GYN Assoc.-Ruvinsky	19,467.00
Harvey C. Sanders, M.D.	35,689.16	W. Michael Vise, M.D.	19,427.46
Sta Home HHA	35,126.76	Jasmine R. Owen-Chapman, D.D.S.	19,384.00
Howard Medi Save Pharmacy	34,805.35	Bobby J. Heath, M.D.	19,088.44
Chong Hee Park, M.D.	34,110.92	Professional Ambulance Service	19,036.56
Univ. OB-GYN Assoc.-Meeks	33,909.00	Dan Emory Smith, M.D.	18,720.11
Marjorie Hendrickson, M.D.	32,866.09	Revco Drug Store No. 1531	18,638.16

HUMPHREYS COUNTY

Humphreys County Hospital	285,318.32
Belzoni Hospital	391,690.84
Turners Drug Store, Inc.	133,850.55
Stubbs Drug Store (Belzoni)	116,041.32
Gortons Pharmacy	105,743.06
Belzoni Hospital	83,199.70
Full E Con, Inc.	80,520.43
Longs Drug Store	71,937.66
Walter M. Gorton, M.D.	69,176.57
A. E. Wood, Jr., M.D.	63,593.60
Robert D. Newton, D.M.D.	45,686.00
Stubbs Drug Store (Isola)	41,068.20
Toxey E. Hall, M.D.	30,991.46
Damuel C. Sugg, M.D.	27,957.20
Mid Delta HHA	24,112.94
Thomas J. Barkley, M.D.	19,742.97
James L. Houston, O.D.	18,737.05

ITAWAMBA COUNTY

Daniels Nursing Home	1,013,027.49
Itawamba County Hospital	189,062.80
The Prescription Center, Fulton	48,212.57
The Apothecary Shop	47,468.19
Fulton Drug Company	39,145.79
S & W. Pharmacy, Inc.	39,005.38
Daniel Nursing Home	25,364.00
Charles D. Johnson, D.D.S.	24,427.00
Mantachie Pharmacy	19,836.48
Billy T. Collum, M.D.	17,462.80
Garrys Drugs	15,261.66
G.A. Tubb, M.D.	13,311.73

JACKSON COUNTY

Singing River Hospital	1,794,711.19
Plaza Nursing Center	804,308.60
Gulf Coast Nursing Home	563,974.21
Ocean Springs Nursing Center	340,797.95
Medical Arts Pharmacy	34,675.89
E R Phy. Singing River Hospital	32,331.60
Pas Point Discount Drugs	24,269.65
Paul H. Moore, M.D.	23,936.92
Eckerd Drugs #2028	21,551.62
James H. Halbrook, D.D.S.	20,149.00
Medi Mart Pharmacy	19,213.89
Reuben P. Morris, M.D.	18,323.16
Lovelace Drug Store	16,766.91
Sol E. Johnson, Jr., M.D.	16,080.74
Cavers, Inc.	12,878.29
Sav Rex Pharmacy	12,847.13
Eckerd Pascagoula Inc.	11,932.97
Alan J. Clark, M.D., P.A.	11,424.02
Escatawpa Pharmacy	10,915.22
John C. Lamey, Jr., D.D.S.	10,837.00
Pattersons Pharmacy	10,611.37
Burnham Drug Co., Inc.	10,555.39
Pascagoula Drug Co.	10,326.54
Daniel J. Enger, M.D.	10,220.34

JASPER COUNTY

Jasper Health Care Institution	787,606.53
Standard Drug Store	61,523.00
Teds Discount Drugs	51,602.76
Blackledge Discount Drugs	48,371.63
Barnett Pharmacy	35,617.44
Adron K. Lay, M.D.	32,836.96
William R. Eure, M.D.	29,962.99
Heidelberg Pharmacy, Inc.	28,685.64
Oscar J. Briseno, M.D.	22,289.82
Samuel M. Massey, D.D.S.	14,631.00
Jasper Co. Nursing Home	14,493.10
Hughes Hadley Clinic	13,029.11
Jerald S. Hughes, M.D.	12,319.10
The Medicine Shop	11,768.32

JEFFERSON COUNTY

Jefferson County Hospital	504,129.11
Sav-Rite Drugs of Fayette	109,006.66
Shanti Pandey, M.D.	73,598.53
Bankston Marron, Inc.	58,690.26
Willie L. McArthur, M.D.	50,780.51
James S. Mangum, D.D.S.	23,044.00
Charles R. Humphrey, Jr.	14,629.02
Medger Evers Comp. HHA	11,564.94

JEFFERSON DAVIS COUNTY

Jefferson Davis County, ECF	447,513.74
Jefferson Davis County Hospital	379,888.09
Hudson Drugs	143,807.38
Palace Drug Store	54,487.20
Myron L. Arrington, M.D.	43,257.13
Dinesh Goel, M.D.	32,237.30
Bullocks Discount Pharmacy	30,770.62
Stamps Drug Store	29,451.27
Frank L. Leggett, M.D.	21,800.00
City Drug Store	18,861.59
Anse B. Howard, III, M.D.	18,395.16
James R. Dumas, D.D.S.	15,217.00

JONES COUNTY

Pecan Grove ICF MR	2,937,097.33
Ellisville State School	1,932,324.80
Jones County Comm. Hospital	983,508.77
Heartside Haven Nursing Home	966,294.89
Jones County Rest Home	828,452.87
Nucare Convalescent Center	408,917.50
South Miss. State Hospital	335,394.00
Davidson Rest Home	334,239.59
Therrell Drug Store, Inc.	58,169.36
Laurel General Hospital	56,191.52
Read Drugs	51,212.32
Lakeview Nursing Home	45,979.33
Carter Drug Co.	43,111.03
Ellisville Mun. Hospital	42,309.46
Dons Drugs	39,645.51
Blackledge Disc. Drug, Inc.	35,563.06

Johnston Drug Store	34,742.15
Path Science Lab, Inc.	31,045.70
Dikets Professional Drug	28,836.58
Kent B. Leggett, D.M.D.	26,158.00
Hearthside Pharmacy	24,335.20
Thomas F. Leggett, Jr., D.D.S.	22,457.00
James U. Morrison, Jr., M.D.	20,702.00
David L. Rice, D.M.D.	19,301.00
B. R. Patel, M.D.	19,061.21
Rex W. Collins, M.D.	18,863.71
Thomas S. Rowland, Jr., D.D.S.	18,862.99
Cecil T. Williams, M.D.	18,521.63
Sumrall Drug Store	17,795.23
Alton F. Moss, M.D.	16,519.44
Thomas Pharmacy	16,203.90
Thirteenth Ave. Pharmacy	15,724.17
E R Phy. S. MS State Hospital	15,030.00
Phil O. Nelson, Jr., M.D.	14,590.76
James R. Russell, M.D.	14,460.21
James Chapman Waites, M.D.	14,312.96
Wells Discount Drugs	14,092.00
Neighborhood Screening Clinic	13,412.00
Rayford J. Harris, D.D.S.	13,083.00
James A. Pittman, M.D.	12,692.38
E R Phy. Jones Co. Hospital	12,447.00
Williams Drugs	12,271.54
Laurel Family Clinic	11,423.02
Laurel Bone and Joint Clinic	11,384.59
Wells Discount Drugs #2	11,283.19
Katz & Besthoff, Inc. 283	11,025.77
Robert L. Thompson, M.D.	10,818.67
Jones Co. Medical Supplies, Inc.	10,801.20
Robert R. Applewhite, M.D.	10,585.79
Henry W. Dewitt, Jr., M.D., P.A.	10,534.31
Hugh W. Stancill, III, M.D.	10,456.64
H. C. Watkins, III, M.D.	10,118.91

KEMPER COUNTY

Kemper County Nursing Home	481,854.21
Kemper County Hospital	102,044.40
Vandevender Drug Store	65,005.67
Adams Drug, Inc.	63,385.02
Prentiss F. Keyes, M.D.	17,853.34
J. L. Smith, M.D.	15,513.18

LAFAYETTE COUNTY

Woodlane ICF MR	2,877,201.81
Gracelands, Inc.	810,906.73
N. MS Retardation Center	716,615.12
Oxford Lafayette County Hospital	557,304.93
Gracelands Conv. Center	242,465.70
Golden Years Retirement	200,084.26
Gathright Reed Drug Co.	49,216.34
James W. Rayner, M.D.	32,908.23
Oxford Medical Center Pharmacy	27,224.81
Covin M. Jordan, M.D.	25,600.26
G & M Pharmacy	23,181.70
Chaney's Eastgate Pharmacy	23,112.56

Wayne T. Lamar, M.D.	21,673.50
Thomas S. Glasgow, M.D.	19,995.91
James Bruce, M.D.	18,637.81
Waller's Discount Drugs	16,940.78
Prescription Center, Inc.	15,804.86
Blaylocks Drug Store	15,032.25
Leslie Drugs, Inc.	13,166.09
Marciano T. Olivo, Jr., M.D.	12,956.12

LAMAR COUNTY

Adventist Health Center	603,899.09
Lumberton Citizens Hospital	210,228.96
Citizen Drug #2	103,641.33
Johns Discount Drugs, Inc.	48,145.84
Hudson Rexall Drugs	44,174.64
Sumrall Drug Store	26,098.70
Lumberton Drug Store	21,546.10
Bob Henry Parker, D.D.S.	19,025.40
Daniel J. Stepp, M.D.	16,459.22
Johns Discount Drugs, Inc.	14,171.31
Warren B. Dale, Sr., M.D.	14,026.84
Angus M. McBryde, M.D.	12,543.24
David W. Burnett, D.O.	10,319.68

LAUDERDALE COUNTY

E. Miss State Hospital N - H	1,106,652.58
Mattie Hersee Hospital	819,307.90
East Mississippi ICF	782,712.76
Broadmoor Health Care Center	922,645.96
Meridian Nursing Center	539,905.25
Meridian Regional Hospital	508,003.24
Meridian Convalescent Home	428,854.28
Queen City Nursing Center	397,797.62
F. G. Riley Memorial Hospital	327,365.72
Rush Foundation Hospital	318,882.13
Golden Sunset Guest Home	261,367.28
Jeff Anderson Memorial Hospital	250,988.72
Don Waldrons Discount Drugs	170,245.95
Tutor Drug, Inc.	113,900.00
Rayner Drug Store	99,130.66
Mr. Discount Drug, Inc. #3	82,207.78
Meridian Convalescent Center	70,658.93
Walter R. Holladay, M.D.	56,158.27
Mr. Discount of Meridian #2 Inc.	51,386.08
East Mississippi State Hospital	44,905.45
Meridian Pathology Lab, Ltd.	43,348.47
Eugene Hunter, D.D.S.	37,998.00
Wendell H. Cook, M.D.	37,955.27
E R Phy. Matty Hersee Hospital	33,309.00
Eckerds Drug Store #134	31,032.12
Tutor and Sims Drugs	21,272.04
Meridian Orthopedic	20,944.17
Internal Medicine Assoc.	19,835.66
J. T. Callahan, M.D.	17,885.86
Howard Medi Save Pharmacy	14,502.34
Hospital Discount Drugs	14,199.33
William Dudley, Jr., M.D.	14,149.05
Anderson Pharmacy	13,386.09

Woody D. Davis, M.D.	13,326.75
Howard Medi Save Pharmacy	12,949.01
Frederick R. Hunt, M.D.	12,572.19
Matty Heree Outpatient Pharmacy	12,297.87
E. E. Robinson, Jr., M.D.	11,501.67
A. Gary Boone, M.D.	11,290.96
Fielder & Brooks Pharmacy	10,822.12
Dan H. Singley, Jr., M.D.	10,451.78
Med. Arts Surg. Group, Ltd.	10,416.86
Octavius D. Polk, M.D.	10,223.50
Anthony J Santangelo, M.D.	10,153.14

LAWRENCE COUNTY

Lawrence County Med. Center	471,749.61
Lawrence County Hospital	294,532.91
Hudson Pharmacy #1	101,342.73
Brantley B. Pace, M.D.	61,478.54
Hudson Pharmacy #2	35,432.93
Lee's Drug Store	27,465.68
Jimmys Discount Drugs	26,837.21
Lawrence County Medic	25,283.27
Daniel G. Martindale, D.D.S.	20,625.00
Wellborn Save on Drugs	16,583.48
John W. Waller, M.D.	15,823.49
Richard G. Burris, M.D.	12,279.30
Earl Martin, M.D.	11,168.11

LEAKE COUNTY

Carthage Health Care Center, Inc.	728,420.23
Leake County E. C. Unit	356,808.99
Thaggards Hospital, Inc.	257,161.02
Hospital Discount Drugs	84,015.39
Leake County Memorial Hospital	70,335.77
City Drug Store	68,543.01
Leake Drug Company	63,294.73
Carthage Discount Drug	60,156.23
Super Discount Drug Store	47,206.10
David Moody, M.D.	31,676.88
H. M. Fairchild, M.D.	26,915.25
The Prescription Shop	20,659.95
Lamar Thaggard	18,808.87
James R. Mayfield, M.D.	18,610.95
Frank W. Bowen, M.D.	16,925.24

LEE COUNTY

North Miss. Medical Center	2,469,528.24
Tupelo Manor Nursing Home	1,064,307.75
Lee Manor Nursing Home	801,948.71
Cedars Health Center	713,239.05
T & S Pharmacy	83,081.19
Roys Prescription Shop	80,798.95
Medical Arts Pharmacy	59,033.04
Bills's Pharmacy	50,561.23
McDuffie Drug Co.	46,441.92
Internal Medicine Asso.	46,299.83
Super D Drugs, Inc. #14	40,875.62
Thurmond Beasley, D.D.S.	33,233.60

Thomas-Kincannon-Elkin	32,284.49
Surgical Clinic, Tupelo	31,519.38
Thomas D. Woolbridge, M.D.	30,217.64
Urology, P.A.	27,378.91
Edmondsons Drug Store	26,884.18
Tupelo Anesthesia Group	26,358.43
Richard Warriner, D.D.S.	25,426.00
Medical Center Drugs	23,724.22
North MS. Home Health	23,495.49
East Heights Pharmacy	23,258.66
S. Jay McDuffie, M.D.	22,558.99
Norris Crump, M.D.	21,100.72
L. C. Costley, Jr., M.D.	20,791.48
B. L. Walker, M.D.	20,740.24
Nelsons Discount Drugs	20,487.96
J. Leighton Pettis, Jr., M.D.	19,916.99
Tupelo Ortho. Clinic	19,575.17
E. A. Raines, M.D.	19,532.52
Glenn H. Bennett, M.D.	17,805.48
John M. Blakey, M.D.	17,427.51
Super D #47	16,804.70
Matthew B. Wesson, M.D.	16,523.99
E R Phy. N. MS Medical Center	16,181.00
Joe Bailey, M.D.	15,437.20
Vernon Chase, M.D.	15,407.39
Toms Pharmacy, Inc.	15,053.61
James H. Neely, M.D.	14,877.97
Community Discount Drugs	14,127.92
Swan B. Burrus, M.D.	13,674.00
N. Miss. Medical Center HHA	13,078.93
Frank A. Nichols, M.D.	12,658.94
John W. McFadden, Jr., M.D.	12,167.37
H. K. Hudson, M.D.	12,074.30
Daniel L. Brasfield, M.D.	12,067.40
Surgery Assoc. P.A.	12,032.82
Jim Bain's Pharmacy	11,920.47
Jack H. Kahlstorf, M.D.	11,879.80
Radiology of Tupelo, P.A.	11,805.87
Joseph J. Chappell, Jr., M.D.	11,786.99
Douglas E. Clark, M.D.	11,760.50
Lee H. Rogers, M.D.	11,542.48
Pathology Associates	10,962.78
N. MS Hem. & Oncol. Assoc.	10,299.98
Wm. L. Kahlstorf, M.D.	10,035.10
Marshall Edmondson, M.D.	10,008.55

LEFLORE COUNTY

Greenwood Leflore Hospital	2,165,550.69
Golden Age Nursing Home	1,275,620.45
Pemberton Manor	942,023.86
Care Inn Greenwood	981,226.09
Chaney's Pharmacy	235,338.98
Crick Med. Clinic Pharmacy	128,867.51
Milton T. Person, Jr., M.D.	122,767.07
Brett Persons, M.D.	115,421.86
S. R. Evans, Jr., M.D.	105,279.35
Gene E. Crick, M.D.	82,737.69
Delta Childrens Service	81,741.00

Edwin M. Meek, Jr., M.D.	78,568.90
Solomon Holman, M.D.	77,563.63
E M S Clinic RHC	75,462.63
Durhams Drug Store	73,540.44
Charles M. Shields, D.D.S.	73,002.00
Barrett Hodges Drugs, Inc.	55,803.99
Michael W. Coleman, M.D.	54,378.73
Crosstown Pharmacy	53,322.05
Clyde Smith, M.D.	52,802.60
Economy Drugs	45,972.67
John Hey, M.D.	40,676.81
George J. Nassar, M.D.	36,812.83
William B. Jones, M.D.	32,610.00
Paul Kosko, M.D.	31,869.40
Eckerd Discount Drugs	31,231.46
Chaney's Court Sq. Pharmacy	30,126.31
Robert L. Garrett, M.D.	28,788.29
Fred M. Sandifer, III, M.D.	26,346.57
M. Person, D.D.S, Den. Service, P.A.	24,662.00
Bowles Pharmacy, Inc.	23,490.21
Fred's Pharmacy	22,352.96
Eastgate Pharmacy	22,319.09
John Alford, D.D.S.	20,589.00
J. F. Lucas, Jr., M.D.	20,413.79
Sta Home HHA - Grenada	19,740.98
Carl P. Bernet	19,542.50
Eugene F. Webb	18,894.54
Horace T. Whitaker, M.D.	18,876.55
Tallazoo Ambulance Service	18,383.89
E R Phy. Greenwood Leflore Hospital	17,902.00
Michael H. Carter, Jr.	17,296.95
Double M Rent All	16,221.62
S. H. Jeff Lambdin, M.D.	15,332.02
James R. Hardin, M.D.	14,885.89
Marilyn A. Barker, M.D.	14,856.50
Fred M. Sandifer, Jr.	14,283.65
Raymond W. Browning, M.D.	13,828.33
Walter C. Moses, Jr., M.D.	12,334.56
Frank P. Stainback, D.M.D.	12,149.00
Jesse R. Hightower, M.D.	11,969.96
James S. Robbins, M.D.	11,621.02
W. M. Hicks, M.D.	11,167.44
Michael C. Nichols, M.D.	10,032.98

LINCOLN COUNTY

Res-Care, Inc.	1,640,990.62
Cartwheel Lodge Nursing Home	978,779.82
Kings Daughters Hospital	500,911.57
Haven Hall Nursing Center	428,772.88
Brook Manor Nursing Center	463,028.50
Silver Cross Nursing Home	362,379.81
Bane Drug Center	49,684.16
Cartwheel Lodge Drug Room	40,275.54
Super D Drugs 31	34,692.59
Brookhaven Drugs	33,853.41
Bakers Pharmacy	31,437.75
Cases Pharmacy	28,950.18
Sav On Drugs	28,091.22
Leonard G. Beckham, D.D.S.	24,981.00

H. Russell Burns, D.D.S.	23,102.00
Jim C. Barnett, Jr., M.D.	21,607.75
Albert L. Lott, M.D.	20,191.21
Joseph C. Hillman, M.D.	19,110.26
J. J. Breeland, M.D.	18,391.02
Medi-Care Pharmacy	14,478.21
Dan T. Keel, Jr., M.D.	14,212.11
Louie F. Wilkins, Jr., M.D.	14,139.80
Vernon W. Doster, M.D.	13,133.46
Bane Drugs	12,770.59
David Hill Strong, M.D.	12,513.48
Caleb W. Herndon, M.D.	12,337.58
Prentiss L. Smith, M.D.	12,313.33
Leggs Apothecary	10,820.50
Louis A. Benoist, M.D.	10,055.59

LOWNDES COUNTY

Golden Triangle Reg. Med. Center	958,098.66
Aurora Australis Lodge	837,226.50
Magnolia Manor Nursing Home	477,569.88
Columbus Hospital	314,114.54
Southern Drugs	68,808.98
John Robinson, D.D.S.	45,618.00
Jo Newall Robinson, M.D.	33,568.25
Reeces Drug Store	29,036.44
Superx Drugs of Texas, Inc.	29,001.23
J. M. Griffith, M.D.	36,471.86
Columbus Path. Lab. Ltd.	27,348.04
Alford Drug Co.	25,131.05
Charles B. Dahlke, M.D.	38,279.36
William Akerman, D.M.D.	23,230.00
Richard L. George, M.D.	23,075.10
Alexanders HHA, Inc.	21,646.18
B. L. Sullivan, M.D.	32,819.65
Glenn B. Richardson, M.D.	17,716.88
Emmett J. Stringer, D.D.S.	17,292.00
E R Phy. Golden Triangle Hospital	16,332.29
Medical Arts Pharmacy	16,282.76
Gibsons Pharmacy	15,139.00
Albert H. Laws, M.D.	14,455.16
R. Franklin Colom, D.D.S.	14,130.00
William R. Ford, M.D.	13,603.97
Williams Drug No. 1	14,558.58
Sheltons Pharmacy	14,557.78
William C. Gates, Jr., M.D.	12,972.53
J. H. Holleman, Jr., M.D.	11,909.69
Radiology Clinic	11,898.55
Int. Med. of Columbus	11,452.25
J. Henry Holleman, M.D.	10,419.97

MADISON COUNTY

Canton Nursing Center	1,496,526.95
Madison County Nursing Home	538,229.66
Madison General Hospital	357,508.54
Willard F. Bond Home	270,232.26
Canton Discount Drugs	97,883.79
Allens Drug Store	86,871.20

Guys Drug Store	74,954.59
Miss. Discount Drugs, Inc.	74,194.87
Madison Yazoo Leake FHC	44,060.29
Flora Discount Drugs	43,137.01
Noble Drug Company	42,966.87
A. G. Hadjialexandrou, M.D.	32,629.16
Harry Bartee, M.D.	32,038.03
Terrel O. Bailey, M.D.	31,255.77
Joe W. Terry, M.D.	31,071.94
E. G. Spivey, Jr., D.D.S.	29,289.00
Hudsons Pharmacy	28,312.08
Mosbys Drug Store	27,206.40
Jacobs Drugs	27,081.72
George D. Allard, M.D.	22,506.36
Ridgeland Discount Drugs	17,655.86
Thomas Keister, M.D.	17,222.25
William Truly, Jr., M.D.	16,384.10
Joseph Jones, Jr., M.D.	15,850.50
Mitchell B. Wells, D.D.S.	15,159.00
Joseph Clay, Jr., M.D.	14,281.62
Madison County N/H	12,461.95
Deborah Lundy, D.D.S.	11,962.00
Allan P. Durfey, Jr., M.D.	11,917.99
Chas. H. Heywood, M.D.	11,354.98
David S. Joe, M.D.	10,021.29

MARION COUNTY

Floodrian Manor Nursing Home	981,666.26
Marion County General Hospital	461,267.91
The Myrtles	330,868.13
Cedars Convalescent Center	295,681.71
Cook & Fortenberry	61,339.18
Shepards Pharmacy	52,873.67
Sav on Drugs of Columbia	47,488.63
Family Clinic	46,032.40
Discount Drugs	41,544.64
Walker Brothers Druggist	41,189.11
Cedars Convalescent Center	37,804.49
James B. Conerly, D.D.S.	36,923.00
Columbia Discount Drugs, Inc.	35,429.93
The Harris Drug Company	34,015.32
Taylor's Pharmacy	26,892.52
Dick Thomae, M.D.	10,687.80
Robert Herrington, M.D.	10,481.61
Thomas B. Whitehead, M.D.	10,192.96

MARSHALL COUNTY

Care Inn Holly Springs	980,140.32
Marshall County Hospital	491,484.53
Tyson Drug Co.	147,054.33
Seale Drug Company, Inc.	97,697.85
Freeman's Pharmacy	83,432.93
Henley John Jones, D.D.S.	61,540.00
Robinsons Drug Store	46,509.33
Byhalia R H C	40,803.81
Byhalia Drug Company	40,778.79
Joseph A. Hale, D.D.S.	35,353.00
Brooks V. Monaghan, M.D.	30,563.64

Medical Center Pharmacy	27,634.41
Olufemi O. Okunoren, M.D.	26,865.93
Sam P. McClatchy, M.D.	22,964.42
Marion V. Green, M.D.	17,542.32
Edward B. Bond, D.D.S.	16,358.00
J. T. Jones, O.D.	14,528.10
Robert P. Tate, M.D.	14,364.49
James A. Kings, D.D.S.	13,620.00
David S. Anderson, M.D.	13,002.73
W. H. Booth, M.D.	11,725.35
E R Phy. Marshall Co. Hospital	11,325.00
Herbert S. Phillips, M.D.	10,708.50

MONROE COUNTY

Hillcrest Manor	1,049,812.80
Aberdeen Monroe County Hospital	636,209.67
Amory Manor Nursing Home	843,781.09
Gilmore Mem. Hospital	468,728.42
The Prescription Center	109,521.97
Antonio Jamchuk, M.D.	53,105.39
Hudson Drugs, Inc.	49,874.80
Nancy A. Jamchuk, M.D.	49,814.32
Lee R. Murphree, M.D.	43,650.23
Robert E. Coghlan, M.D.	43,416.54
Peoples Drug Company	40,593.41
McDuffie Pharmacy	35,497.39
Senters Drug Store	31,666.29
William T. Oakes, M.D.	29,824.46
Harco Drug, Inc. #225	26,480.48
Hall Pharmacy	23,503.58
John N. Turnage, M.D.	22,941.20
Harco Super Drug	21,864.62
Greenhaw Pharmacy	20,182.02
Hospital Pharmacy	19,486.51
Roger Wright, D.M.D.	18,909.00
East Drugs	16,509.75
James P. McVaugh, D.M.D.	15,530.00
Bruce Atkinson, M.D.	12,549.67
R. R. Lacey, O.D.	11,443.00
Cutcliff Drug Co.	10,680.33

MONTGOMERY COUNTY

Winona Manor	994,830.54
Tyler Holmes Hospital	546,900.62
Kilmichael Hospital	130,803.59
Kilmichael Drug Store	90,703.06
William A. Middleton, M.D.	72,724.34
McDouglas Drug Store	64,180.70
Moormans Drug Store	64,145.82
Plaza Drug Store	54,404.76
L. C. Henson, M.D.	45,357.05
Bozones Pharmacy	37,533.53
David L. Meadows, M.D.	25,690.95
Millard S. Costilow, M.D.	17,618.30
Charles O. Williams, M.D.	17,566.80
Burce Raffel, M.D.	10,617.68
Rebecca Hodges, M.D.	11,695.13
Dennis A. Hoover, D.D.S.	10,947.00

NESHOBA COUNTY

Neshoba County Nursing Home-DP	723,537.21
Neshoba County General Hospital	405,364.41
Browns Discount Drugs	68,632.64
Hamill Drug Store	59,404.59
Billy Gene Molpus, D.D.S.	46,792.00
Keas Hospital Pharmacy	42,981.13
Thompson Drug Store	39,680.07
C. N. Cannon, M.D.	35,575.09
Robert L. Moore, Jr., M.D.	33,603.89
Stribling Drug Store	32,273.73
Augustus P. Soriano, M.D.	31,311.79
Adkins Pharmacy	27,464.80
James H. Leigh, Sr., M.D.	22,298.78
William A. Davis, M.D.	11,827.88
Rudolph A. Posey	10,023.00

NEWTON COUNTY

Convalescent Rest of Newton	1,011,091.24
Hilltop Manor Ltd.	513,427.51
Laird Hospital, Inc.	320,812.95
Newton Hospital	103,183.26
McBreath Drug Store	60,216.85
Wheeler Drug Store	44,329.53
Moore's Pharmacy	32,621.93
Williams Drugs	31,614.14
Austin P. Boggan, M.D.	27,120.39
Billy R. Shows, M.D.	25,759.79
John G. Alexander, M.D.	22,107.46
Alexanders Pharmacy, Inc.	19,544.53
Upton Drugs	19,503.49
Hilltop Manor N. H. Pharmacy	17,606.70
Wayne O. Byrd, M.D.	13,558.05

NOXUBEE COUNTY

Noxubee General Hospital	950,777.78
City Drug Store	139,725.88
Larry Morris, M.D.	91,625.27
B & O Pharmacy	85,288.58
Patrick H. Gill, M.D.	84,901.28
Brooksville Pharmacy	81,762.90
Dudley E. Dickerson, D.D.S.	73,555.59
Glen Pugh, M.D.	73,555.59
James C. Ratchiff, M.D.	54,000.16
Williams Drug Store	41,784.84

OKTIBBEHA COUNTY

Rolling Hills Nursing Center	1,508,441.50
Oktibbeha County Hospital	722,896.10
Starkville Manor	913,486.20
G. Leroy Howell, M.D., LTD	128,872.99
Wier Drug Co.	78,091.17
Tom Bailey Memorial Hospital	76,662.53
Booth Pharmacy	68,028.97
Fieldco Discount Drugs	49,651.74
Wise Drug Store	48,374.68
Southdale Drugs	45,991.19

Douglas L. Conner, M.D.	41,402.20
Harrison C. Walker, D.D.S.	42,317.00
Kermit D. Laird, M.D.	39,409.00
Rodney W. Waldrop, D.D.S.	38,561.00
Dollar Discount Drugs	34,077.97
Medical Center Pharmacy	29,913.56
Champa Nagappa, M.D.	26,557.44
Sue Haley Simmons, M.D.	21,172.61
Starkville Discount Drugs	20,512.13
Dempsey C. Strange, M.D.	20,512.13
State Discount Drugs	18,479.59
Leonard H. Brandon, Jr., M.D.	16,708.02
George G. Walker, M.D.	16,614.55
John F. Eckford, M.D.	13,291.42
Michael Howe, M.D.	12,649.70
Thomas W. Rankin, D.D.S.	11,260.00
R. J. Orgler, M.D.	11,047.90
Thomas S. Parvin, M.D.	10,820.30
Anne A. Roberts, M.D.	10,759.80
Russell Ray Lyle, M.D.	10,612.14
Walter D. Diaz, D.D.S.	10,067.00

PANOLA COUNTY

Batesville Manor Nursing Home	874,494.75
North Panola Hospital	575,860.27
N. Panola Reg. Hosp. SNF	575,860.27
South Panola Comm. Hospital	330,207.05
Michael E. Shaheen, M.D.	98,124.74
City Drug Store	52,180.20
Holtom Drug Co.	50,051.27
Elliott W. Tucker, Jr., M.D.	47,430.48
Sullivan's Drug Store	42,022.06
Parkview Pharmacy	41,558.48
Mettetal Pharmacy	40,484.77
Medical Arts N. H. Pharmacy	38,459.19
Saverex Drugs	31,073.03
Bailey Walgreen Agency	27,901.62
William A. Spencer, M.D., P.A.	27,842.71
Robert L. Gray, M.D.	27,800.17
Mettesave Discount Drugs	27,527.28
Kanwall Maniktahla, M.D.	26,015.92
Crenshaw Pharmacy	25,767.40
City Drug Store, Inc.	24,891.65
Larry W. Herring, D.D.S.	24,744.99
R. C. Purohit, M.D.	22,677.17
J. M. Smoot, M.D.	20,782.92
Ben J. Moore, M.D.	20,077.94
Medical Art Pharmacy	19,909.38
David E. Pruitt, D.D.S.	17,478.00
George C. Carlson, M.D.	16,667.16
E. A. Steward, M.D.	14,512.47
Fred's	12,027.14
W. A. Spencer, M.D.	11,562.15
Purnima R. Purohit, M.D.	11,393.32
David A. Ball, M.D.	10,315.26

PEARL RIVER COUNTY

Picayune Convalescent Home	831,566.29
----------------------------	------------

L. O. Crosby Mem. Hospital	638,783.71
Pearl River County Nursing Home	280,328.84
Pearl River County Hospital	136,627.54
Pearl River Drug Co.	65,625.20
Picayune Drug Co.	51,891.36
Medical Center Pharmacy	47,287.13
Thomas McRaney, M.D.	43,922.93
Leo E. Gibson, M.D.	42,068.42
Walker Pharmacy	29,342.45
Boones Pharmacy	26,403.53
Westside Pharmacy	24,407.93
C. J. Blackburn, M.D.	23,558.70
Gibson Pharmacy, Inc.	20,993.15
Willie F. Stringer, M.D.	20,398.98
Franklin R. Hayden, M.D., Ltd.	18,751.97
Don C. Rudeen, M.D.	18,394.36
Eckerd Drugs #532	15,943.39
Dewitt L. Bolton, M.D.	14,019.78
Donald R. Berry, M.D.	12,971.54
Marc Chetta, M.D.	10,120.30

PERRY COUNTY

Perry County General Hospital	204,784.47
Carleys Drug Store	44,655.23
Whites Discount Drugs	42,529.25
William E. Moak	35,554.68
Beaumont Drugs	34,982.30
Stricklands Pharmacy	31,483.47
Edwin H. Cole, M.D.	29,755.74
Harmon A. Foster, M.D.	19,754.14
New Augusta Clinic RHC	16,533.08

PIKE COUNTY

S.W. MS Regional Medical Center	1,376,809.88
McComb Extended Care Nursing Home	885,922.97
Southwest Extended Care Center	874,212.92
South Pike Community Hospital	128,978.85
Gillis Drug Store	85,626.75
Corner Drug Store	77,910.60
Herrington Rexall Drugs	55,552.79
Wendall B. Holmes, M.D.	42,842.58
Finch & Lewman, Inc.	42,570.87
Southgate Pharmacy	42,570.87
Sav-On-Drugs, Inc. #2	37,751.78
Sav-On-Drugs No. 1	37,235.98
H. John Sanders, M.D.	35,680.98
Medical Center Pharmacy	31,479.92
Southwest Pharmacies, Inc.	28,637.58
Tom Carey, M.D.	27,033.50
Victor L. Walsh, D.D.S.	26,759.00
Gene Parker, D.D.S.	25,667.00
John W. Boyd, M.D.	23,157.55
Kings Discount Drugs	22,687.60
State Pharmacy	21,856.32
Edsel F. Stewart, M.D.	20,847.67
Terry E. Westbrook, M.D.	20,455.42
William G. Gillies, M.D.	20,386.82
Will Austin, M.D.	19,503.26

Magnolia Discount Drugs	19,373.04
Henry L. Lewis, III, M.D.	18,213.73
Harry C. Frye, M.D.	17,682.22
C. Foster Lowe, M.D.	17,225.67
Julian T. Janes, Jr., M.D.	17,002.56
Katz & Besthoff #247	16,816.49
James W. Pressier, M.D.	15,659.28
Patrick E. Tarpy, M.D.	15,649.00
Ralph L. Brock, M.D.	15,469.25
Jep S. Brock, D.D.S.	15,010.00
William H. Meyer, M.D.	14,830.64
Maria Gonzalez, M.D.	14,774.72
Shelby Smith, M.D.	14,590.50
Edwin Bert Bradford, M.D.	14,116.50
H. Leggett George, D.D.S.	13,876.00
William T. Mayer, M.D.	13,323.20
Alva Dillon, Jr., M.D.	11,788.68
Thomas Jeffcoat, M.D.	11,589.89
Benton E. Hewitt, M.D.	11,277.40
Charles T. Hall, D.D.S.	10,986.00
Benjamin Simo, M.D.	10,384.58
Sidney O. Ross, Jr., M.D.	10,238.10

PONTOTOC COUNTY

Gracelands	529,426.77
Pontotoc Community Hospital	235,173.75
Sunshine Rest Home	191,601.55
Pontotoc Community Hospital E.C.F.	112,881.57
James R. Medlin, M.D.	65,322.74
Montgomery Drug Company	61,925.16
Ramsey & Young Pharmacy	55,038.73
James W. Speck, M.D.	35,381.43
Furr Drug Company	30,420.40
Whitworth-Ashmore Drug	28,508.71
Henry D. Stone, M.D.	26,632.57
James R. Medlin, M.D.	25,741.20
Pontotoc Pharmacy	25,366.60
James W. Speck, M.D.	17,096.04
James R. Hubbard, Jr., M.D.	16,189.81
John M. Patterson, M.D.	15,382.26
William B. Howard, M.D.	14,418.09

PRENTISS COUNTY

Althea Lodge Nursing Home, Inc.	582,668.93
Baptist Memorial Hospital	434,071.57
Oakview Rest Home	305,912.48
Cox Blythe Drug Co.	86,542.90
Houston Drug Store	57,055.47
Toms Drug Store	43,664.91
Tigrett Drug Center	41,867.64
Smith Drug Co.	34,636.64
Joseph Madera, M.D.	25,362.41
Baldwyn Discount Drug, Inc.	23,134.42
Booneville Drugs	19,431.76
Hills Discount Drug	16,972.38
Joseph L. Hurst, M.D.	14,679.66
Paul C. Ellzey, M.D.	14,094.27
Dwight A. Johnson, M.D.	13,168.83
Webster Cleveland, Jr., M.D.	10,252.16

QUITMAN COUNTY

Quitman County Nursing Home	413,216.74
Quitman County Hospital	183,750.17
Stones Drug Store	95,502.99
City Drug Store	60,766.54
James O. Goldman, D.D.S.	60,105.00
Dons Pharmacy, Inc.	56,965.02
Marshal B. Lynch, M.D.	34,258.28
Lewis H. Cook, M.D.	27,509.13
Sledge Drug Store	26,990.78
Goly R. Henry, Jr., D.D.S.	25,835.00
Marilyn Aiello, M.D.	21,502.12
Quitman County Ambulance Service	18,452.78
E. G. Torres-Opinion, M.D.	11,041.86

RANKIN COUNTY

Hudspeth Center I.C.F., M.R.	1,353,940.34
✓ Jacquith Skilled Nursing Home	892,725.09
Rosewood Skilled Nursing Home	637,257.70
Crossgate Manor	419,607.99
Adams Inn-DP of Jacquith S.N.	412,472.32
Briar Hill Rest Home	415,662.33
Rankin General Hospital	239,906.43
Whitfield Med. & Surg. Hospital	100,940.17
Brandon Discount Drugs, Inc.	73,142.55
Richard E. Shuster, M.D.	56,205.67
Rhodes & Robby Drugs, Inc.	35,336.64
Robert Britt, M.D.	26,832.00
Paul E. Edwards, M.D.	22,673.11
Perrys Drug Store	21,449.66
Delton Moore Discount Drugs	19,294.81
Johns Pharmacy	19,182.12
Don Gibson, M.D.	17,198.39
Rankin Discount Drugs	14,675.55
Boles Discount Drugs	11,258.66
Murphys Rexall Drugs	11,210.95

SCOTT COUNTY

Scott County Nursing Home	794,236.16
West Scott County Hospital	137,010.43
S. E. Lackey Memorial Hospital	109,387.70
Gibson Pharmacy	63,620.91
Russells Drug Co.	47,691.13
Howard D. Clark, M.D.	39,437.77
Webbs City Drugs, Inc.	34,348.82
Ott Drug Company	33,822.79
John Paul Lee, M.D.	27,927.63
Dedeaux Pharmacy	25,139.91
Sta Home HHA Forest	21,855.75
Eckerd Drugs #599	20,833.95
French's Pharmacy	20,426.42
Red's Woodland Pharmacy	19,567.45
D & B Discount Drugs	18,905.57
Carter's Pharmacy	14,582.89
Harold L. Russell, Sr., D.D.S.	13,451.00
Carleton Drug Store	11,184.00

SHARKEY COUNTY

Care Inn Rolling Fork	479,300.56
Sharkey Issaquena Hospital	191,024.88
Village Pharmacy	90,454.59
Danny W. Jackson	43,908.18
Windhams Discount Pharmacy	40,152.66
Henry B. Goodman, M.D.	20,568.31
Kim S. Yount, D.D.S.	17,273.00
David B. Bosscher, D.O.	13,209.27

SIMPSON COUNTY

Millcreek Rehab. ICF MR	1,732,586.64
W. L. Jacquith ICF/MR Retard.	1,142,287.76
Hillcrest Health Center, Inc.	952,857.80
Mendenhall Nursing Home	462,977.40
Simpson General Hospital	292,128.71
Magee General Hospital	286,022.86
Choctaw Discount Drugs	78,706.29
McGuffee Drug, Inc.	60,111.78
Gene Polks Pharmacy	55,943.48
Service Drugs	52,888.57
Mendenhall Drug Co.	34,197.95
Magee Discount Drug Store	31,725.45
Patrick Pasco, D.O.	30,255.53
Brown's Discount Drugs #2	22,340.87
Styrons Discount RX Shoppe	19,998.65
James O. Stephens, M.D.	19,771.15
W. G. Munn, M.D.	17,882.97
Dennis Adams, M.D.	17,727.77
A. M. Chiemprabha, M.D.	16,567.38
Paul W. Clark, O.D.	10,880.12
Chas. Pruitt, III, M.D.	10,202.39
R. S. Runnels, M.D.	10,134.11

SMITH COUNTY

Rilling Acres Ret. Center	949,579.26
Smith County General Hospital	115,729.90
Little Pharmacy	46,434.44
Farmers Drug Co.	38,496.95
The House of Medicine	35,957.32
Peoples Discount Drug	35,889.24
Raleigh Pharmaceutical	25,888.61
Mize Discount Drugs	25,199.37
Fords Rexall Drugs	22,295.56
Robert E. Jennings, M.D.	18,212.71
John R. Harper, M.D.	15,890.32
William Douglas Owen, M.D.	14,398.79
Verlon E. Hughes, D.D.S.	12,810.00

STONE COUNTY

Azalea Gardens Nursing Home	723,561.89
Stone County Hospital	166,554.69
Whites Pharmacy	37,745.86
Wilsons Pharmacy	26,318.17
Stone County Drugs	19,354.00
Wiggins Clinic LTD	18,689.51
Johns Discount Drugs #3, Inc.	17,574.09

SUNFLOWER COUNTY

South Sunflower County Hospital.....	567,890.38
Care Inn Indianola.....	586,757.09
North Sunflower Hospital.....	409,196.97
Gilbows Pharmacy.....	114,719.94
Ruleville Health Care.....	690,756.86
Travis Q. Richardson, M.D.....	112,199.76
Martins Pharmacy.....	81,946.44
Rawls Drug Store.....	60,740.03
Parkers Pharmacy.....	59,423.53
W. Tom Martin, D.D.S., P.A.....	58,817.00
Joseph A. Hull, M.D.....	54,862.60
Edwards Rexall Drugs.....	50,826.75
Jack W. Crowell, M.D.....	44,699.62
Warrens Childrens Service.....	44,284.00
William Hoods, D.D.S.....	41,132.00
W. L. Prichard, M.D.....	40,950.36
Whites Drug Store.....	37,150.86
Robert N. Hurt, M.D.....	35,696.86
Caldwell Drug Co., Inc.....	32,217.80
W. H. Rose, M.D.....	31,720.53
Spencers Drugs.....	30,062.56
Adelo Aquino, M.D.....	26,851.85
Guy H. Robinson, M.D.....	24,432.34
Collins Drug Store.....	23,247.15
Magic Mart Pharmacy.....	21,960.94
Donald Drug Company.....	20,512.80
Horne Drug Store.....	19,136.30
Albert M. Phillips, M.D.....	17,978.17
M. Person, D.D.S. Dental Service, P.A.....	14,987.00
Charles M. Dorough, Jr., M.D.....	14,315.75
Lowell Jones, Jr., O.D.....	13,280.38
David L. Rogers, O.D.....	13,030.53
Raymond Stratton, D.D.S.....	12,410.00
Delta Inc./BDA Lee Pharmacy.....	11,248.73
Steve Wooten, D.D.S.....	10,769.00

TALLAHATCHIE COUNTY

Tallahatchie General Hospital.....	558,301.37
Summer Drug Store.....	137,327.22
Charleston Drug Co.....	84,439.15
Theodore T. Lewis.....	72,760.76
John M. Cross, M.D.....	69,602.49
William R. Bolen, D.D.S.....	54,157.00
Woods Drug Store, Inc.....	50,137.80
Southern Discount Drug.....	44,713.21
Richard e. Waller, M.D.....	43,768.36
W and D Pharmacy (Sumner).....	42,670.29
James E. Warrington, M.D.....	34,286.50
W and D Pharmacy (Webb).....	30,604.88
Sumner Clinic.....	24,921.04
Ronal F. Roberson, M.D.....	22,248.00

TATE COUNTY

Senatobia Convalescent Center.....	935,137.28
Senatobia Community Hospital.....	714,850.34
City Drug Co., Inc.....	55,253.84
Hugh M. Monteith, III, D.D.S.....	50,191.00

Mays Pharmacy.....	46,012.31
Varner Drug Co.....	44,780.10
Coldwater Pharmacy.....	40,505.13
John D. Rogers, D.D.S.....	38,740.00
Flowers Drug Store.....	31,746.17
Comm. Discount Pharmacy, Inc.....	30,665.17
Ethelyn Smith, M.D.....	30,306.50
D. D. Sidhv, M.D.....	29,130.00
John L. Black, M.D.....	27,510.30
D. D. Sidhu, M.D.....	23,050.64
H. Grady Marlow, M.D.....	14,831.53
Emil E. Aftandilian, M.D.....	14,826.02
Varner Drug Co., Inc.....	13,860.41
Amor Aftandillian, M.D.....	12,790.97
Freds Pharmacy.....	11,635.53
Audie M. Adams, M.D.....	10,984.47

TIPPAH COUNTY

Ripley Manor.....	990,954.45
Tippah County Hospital.....	671,146.05
Rest Haven Nursing Home.....	493,446.81
City Drug Company.....	97,904.60
Ripley Drug company.....	78,734.46
Hollis Discount Pharmacy.....	73,307.04
James Discount Drugs.....	64,847.60
Locks Drug Store.....	56,454.74
Marion E. Hill, D.D.S.....	35,957.00
Horton Taylor, Jr., M.D.....	30,983.60
Charles M. Elliott, M.D.....	22,455.18
Thomas L. Ketchum, M.D.....	21,017.89
Orville P. Stone, M.D.....	18,467.06
Tommy T. Simpson, M.D.....	18,276.99
E. George Farrell, M.D.....	16,652.97
Blue Mountain College Drugs.....	12,083.69
Gerald M. Walden, M.D.....	10,142.93

TISHOMINGO COUNTY

Pickwick Manor.....	678,764.72
Tishomingo County Hospital.....	395,547.77
Super B Drugs #121.....	62,038.18
Yarber Drug Store.....	51,299.48
Rushing Drug Store.....	39,093.63
Iuka Discount Drugs.....	33,740.66
Kelly S. Segars, M.D.....	27,019.62
Curtis Brothers Drug Store.....	24,678.95
Kenneth Draper, M.D.....	19,363.87
Bobby F. King, M.D.....	13,252.43
Ben Earl Kitchens, M.D.....	12,693.62
Alphonsus Flannery, M.D.....	12,063.47

TUNICA COUNTY

Tunica County Hospital.....	290,682.40
Tunica Quality Drugs.....	108,218.87
Salim Wahab, M.D.....	93,287.32
Tunica Pharmacy, Inc.....	91,798.16
T. L. Turpin, D.D.S.....	25,781.00
John D. Dial, M.D.....	17,949.14
Thomas K. Chandler, Jr., M.D.....	14,881.09

UNION COUNTY

Roselawn Nursing Home	1,004,750.61
Union County General Hospital	754,780.11
Hospital Pharmacy	61,760.62
Medical Center Pharmacy	46,555.37
Catt Drugs	39,284.86
Gray Drug Company	36,858.87
Harco Super Drug #224	25,975.30
Samuel Creekmore, III, M.D.	21,209.04
Eastgate Pharmacy	20,255.54
Eddie E. Bramlitt, M.D.	19,169.18
David B. Ellis, M.D.	17,613.34
Bruce A. Bullwinkel, M.D.	15,227.36
Stephen M. Shirley, M.D.	14,106.80
New Albany Surgical Gr.	13,134.20
Leo R. Radigan, M.D.	12,787.65
Richard H. Russell, M.D.	11,735.40
Gibsons Pharmacy	11,696.98
Ronald L. Feather, D.M.D.	11,543.00
Family Medical Clinic	10,938.97
Walnut Drug Store	10,107.51

WALTHALL COUNTY

Walthall County General Hospital	618,457.94
Bill Dora Nursing Home, Inc.	387,383.75
Adams Discount Pharmacy	98,786.16
Kantan P. Butani, M.D.	81,072.10
Pigotts Drug Store	58,803.88
Holmes Discount Drugs	55,161.46
Breland Drug Company, Inc.	47,489.72
Posavnik S. Gararaj, M.D.	33,447.02
Walter W. Crawford, M.D.	28,066.56
B. M. Mitchell, D.D.S.	22,136.00
Tylertown ECF	542,324.46
B. L. Crawford, Jr., M.D.	21,439.78
Albert R. Lee, Jr., M.D.	14,704.09
Roger A. Stroud, Jr., M.D.	14,692.00

WARREN COUNTY

Vicksburg Trace Haven	944,934.34
Kuhn Memorial State Hospital	573,000.74
Vicksburg Convalescent Home	770,923.77
Mercy Regional Medical Center	337,012.29
Vicksburg Hospital, Inc.	321,144.45
Shady Lawn Nursing Home	480,937.67
Durst Discount Drugs	72,966.05
Corner Drug Store	54,584.69
Peoples Drug Store, Inc.	45,787.91
Colonial Discount Drugs	37,802.93
Howard Medi Save Pharmacy	37,456.51
Street Clinic Lab	31,754.46
Ollie Hardaway, Jr., D.D.S.	27,411.98
K. S. Potnis, M.D.	26,575.50
Thomas B. Dominick, M.D.	25,147.81
Donald Jackson, D.D.S.	23,915.00
Judy F. Burroughs, M.D.	19,624.12
John Cofield Stepan, M.D.	17,742.27
Haworth Home Health	17,506.29

Clay Street Drug Store	17,173.18
Paul Pierce, M.D.	16,987.88
Battlefield Discount Drugs	16,739.86
E R Phy. Kuhn Memorial Hospital	16,346.00
Mercy Home Health Service	13,846.54
Walgreen Co.	11,931.60
J. M. Ross, M.D.	11,482.02
W. B. Hopson, Jr., M.D.	10,691.15
F. T. McPherson, M.D.	10,271.24

WASHINGTON COUNTY

Delta Medical Center	1,437,700.09
Miss Extended Care of Greenville	953,616.73
Greenville Convalescent Home, Inc.	981,641.59
South Washington County Hospital	718,087.20
Autumn Leaves Nursing Home	331,776.79
Arnold Avenue Nursing Home	299,879.73
Correro Pharmacy	208,356.16
Kings Daughters Hospital	206,786.83
Hollandale Clinic	126,403.87
Sanders Pharmacy	101,282.09
Witte W. S. Memorial Hospital	100,072.19
Condon E. Union Pharmacy	85,305.30
City Drug Store	85,161.78
Med View Pharmacy	73,515.69
P. D. Condon Drug Store	72,622.06
William H. Spragins, M.D.	103,654.36
Peoples Drug Store	62,453.87
Turners Pharmacy	57,809.20
Robert T. Love, Jr., M.D.	55,385.62
Matthew J. Page, M.D.	49,539.76
J. Edward Hill, M.D.	93,169.07
John M. Estess, M.D.	77,377.94
Sidney Prosser, M.D.	49,201.42
Azlin Drug Store	33,003.78
Charles H. Burton, Jr., D.D.S.	32,497.99
Eckerds Drug	32,481.36
Thomas H. Simmons, M.D.	31,488.29
Sanders Hospital Pharmacy	31,023.26
E R Phy. Delta Medical Center	29,516.50
Hollandale Clinic P.A.	27,696.00
Clarence B. Clark, D.D.S.	25,167.00
Super D #126	23,064.08
Clarence B. Clark, Jr., D.D.S.	22,990.00
Joseph S. Bennett	22,028.00
William A. Williamson	20,990.81
Kelly D. Alexander, Jr., D.D.S.	18,993.50
Hollandale Area HHA	18,249.10
Phillip Doolittle, M.D.	14,241.62
Brunswick R. Wong, O.D.	13,629.78
Condons Fairview Pharmacy	14,608.37
Elmo Cox, D.D.S.	13,387.00
A A Convalescent Aids	13,366.69
Delta Discount Drugs	13,166.40
Russell B. King, Jr., D.D.S.	12,543.00
John C. Sandefur, M.D.	11,531.80
Village Pharmacy	11,014.66

WAYNE COUNTY

Wayne General Hospital	726,011.64
Restful Acres Nursing Home	447,842.10
Stanley Pharmacy	83,972.97
W. W. Walley, M.D.	73,884.37
Clanton Drug Co.	61,855.24
Travis Pharmacy	41,782.37
James P. Wood, M.D.	40,214.97
Bonner Discount Drugs	38,645.75
Lomax Discount Drugs	20,434.66
W. D. Young, M.D.	19,120.30
Joseph D. Stringer, D.D.S.	16,889.00
Dixie Drug	14,794.75
Arthur E. Wood, III, M.D.	14,466.65
Douglas Tillery, D.D.S.	11,523.00
E R Phy. Wayne General Hospital	11,098.00
William M. Ross, M.D.	11,035.51
W. D. Newsom, O.D.	10,628.54

WEBSTER COUNTY

Eupora Health Care Center	773,163.58
Webster General Hospital	414,068.95
Booth Drugs	83,121.68
Murphy Drug Company	70,428.36
Charles A. Ozborn, M.D.	50,706.08
Embry Drug	43,109.05
William B. Gifford, M.D.	18,649.33
James E. Booth, M.D.	17,202.31
Fernando Lora, M.D.	15,532.49

WILKINSON COUNTY

Field Mem. Comm. Hospital	454,000.65
Martens Drug Store	57,282.77
City Drug Store	53,735.44
Louis J. Owens, M.D.	53,428.18
Normans Discount Drugs	38,913.78
David B. McGraw, M.D.	34,668.40
Field Clinic Pharmacy	27,289.67
Jack Quinn Causey, M.D.	26,138.68
Aubrey H. Nichols, M.D.	21,815.23
Hurst Rexall Pharmacy	18,808.29
T. Delton Moore, D.D.S.	18,254.00
Thomas Lobrana, D.D.S.	17,033.00
Richard J. Field, Jr., M.D.	16,179.82
John B. Flood, M.D.	15,996.38

WINSTON COUNTY

Tri County Nursing Home	523,589.17
Winston County Comm. Hospital	309,243.84
Winston Co. Nursing Home	335,691.31
Louisville Discount Drugs	124,470.79
David T. Wilson, M.D.	71,565.12
F. Horton Giffin, D.D.S.	57,222.00
Tabor Drugs	51,318.04
Charley McCool Pres. Gift	35,233.04
Robert T. Land, D.D.S.	27,696.00
Tillman Pharmacy	27,304.00
Boswell Rexall Drugs	26,539.37
Hickman Drugs	19,730.79

David D. Richardson, M.D.	19,728.06
Scotts Pharmacy	14,729.99
Dewitt G. Crawford, M.D.	12,862.37
James E. Calloway, M.D.	12,471.14
D. Michael Challinor, D.D.S.	10,796.50

YALOBUSHA COUNTY

Yalobusha County Nursing Home	296,995.12
Yalobusha General Hospital	146,747.78
Turnage Drug Store	45,120.54
The Drug Store	32,196.51
Walleys Medical Center Pharmacy	25,240.77
Dalton E. Spears, M.D.	20,712.33
M and R Super Drug	19,370.43
Andy Jones, D.D.S.	15,867.00
Joe W. Walker, M.D.	12,060.34

YAZOO COUNTY

Care Inn Yazoo City	1,408,450.30
Kings Daughters Hospital	277,259.54
Webbs Pharmacy	102,332.97
Vanjons Pharmacy	97,413.47
William N. Nelson, Jr., D.D.S.	95,183.00
Esco Discount Drug Ct., Inc.	72,327.87
Physicians & Surgeons Pharmacy	50,678.08
Webb Nagle Drug, Inc.	32,317.26
Harrison V. Pittman, Jr., D.D.S.	28,222.00
Ronnie E. Hendrix, M.D.	21,572.80
Cyril A. Walwyn, M.D.	21,011.04
K & B #284, Inc.	17,379.92
Marion L. Sigrest, M.D.	16,123.03
Roland H. Stevens, M.D.	15,848.53
William P. Thompson, M.D.	14,001.04
Robert W. Harrison, Jr., D.D.S.	12,725.00

OUT OF STATE

Univ. of So. Alabama Medical Center	104,913.94
Mobile Infirmary Assn.	51,244.70
Hill Hospital of York	47,452.70
Ochsner Foundation Hospital	38,411.28
Tulane Medical Center Hospital	31,985.67
Lebonheur Childrens Hospital	617,848.49
Methodist Hospital of Memphis	587,031.44
Baptist Memorial Hospital	483,905.89
City of Memphis Hospital	364,714.61
St. Francis Hospital	173,366.93
St. Joseph Hospital	53,457.44
U. T. Hospital	45,140.33
Center Pharmacy	41,171.36
Blount Hearing Speech Service	14,784.00
Super D #134	11,806.03
Biomedical Lab., Inc.	80,677.97