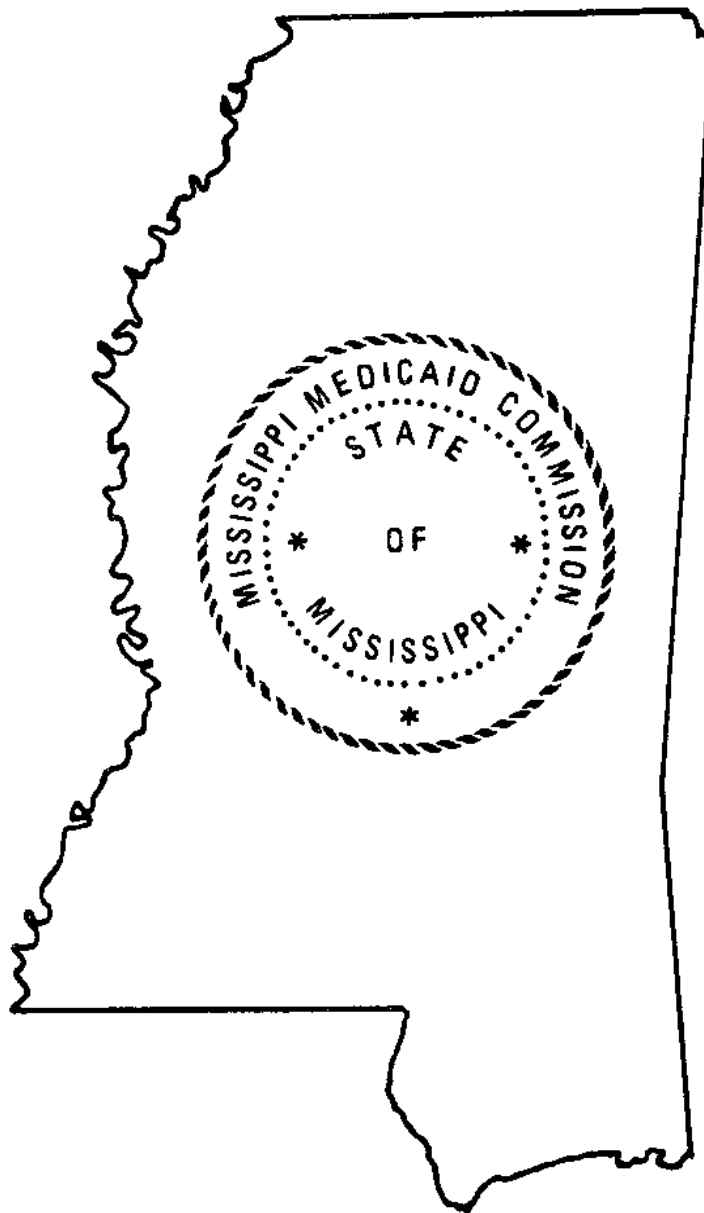


MISSISSIPPI MEDICAID COMMISSION



FIFTEENTH ANNUAL REPORT

JULY 1, 1983 – JUNE 30, 1984



STATE OF MISSISSIPPI
OFFICE OF THE GOVERNOR
DIVISION OF MEDICAID

BILL ALLAIN
Governor

B. F. SIMMONS
Director

December 14, 1984

Honorable Bill Allain
Governor of the State of Mississippi
and
Members of the Mississippi State Legislature

Ladies and Gentlemen:

We submit herewith the Fifteenth Annual Report of the Mississippi Medicaid Commission, covering the fiscal year ended June 30, 1984. It is being submitted in accordance with requirements of Section 43-13-127 of the Mississippi Code of 1972, as Amended. In it, we have attempted to provide a broad range of factual information about Mississippi's Medicaid Program in an effort to keep you and the general public fully informed.

We wish to acknowledge the vital roles played by the State Department of Public Welfare; the State Department of Health; the Mississippi Foundation for Medical Care; and the Medicaid fiscal agent, Electronic Data Systems (EDS), in the ongoing administration of the Medicaid Program. We also wish to acknowledge the health professionals in our State who provide the necessary health services and who offer technical assistance to the Medicaid Program through its advisory committees.

On behalf of approximately 346,917 Mississippians who are helped through the Medicaid Program, we wish to thank the Governor and the Members of the Legislature for continuing to make these services available.

Respectfully,

A handwritten signature in cursive script that reads "B. F. Simmons".

B. F. Simmons
Director

BFS:mts

TABLE OF CONTENTS

Medicaid Coverage in Mississippi

| | |
|--|----|
| Introduction | 7 |
| Medicaid Eligible Persons | 8 |
| Eligibles by County of Residence | 10 |
| Medicaid Recipients | 12 |
| Utilization Rate | 13 |

Program Administration

| | |
|--|----|
| Federal/State Financial Responsibility | 14 |
| Program Integrity | 17 |
| Claims Payment | 18 |

Expenditures

| | |
|---|----|
| Expenditures by Type of Service | 19 |
| Expenditures by Program Category of Eligibility | 21 |
| Payments Made to Providers by County | 23 |
| Payments for Recipients by County of Residence | 24 |
| Payments Made to State Health Agencies and Institutions | 25 |

Services

| | |
|---|----|
| Physicians | 25 |
| Prescribed Drugs | 28 |
| Nursing Home Services | 29 |
| Inpatient Hospital | 30 |
| Outpatient Hospital | 31 |
| Dental | 31 |
| Family Planning | 31 |
| Early and Periodic Screening, Diagnosis and Treatment | 31 |

| | |
|----------------|----|
| Appendix | 32 |
|----------------|----|

INTRODUCTION

Medicaid is a program of medical assistance for the needy administered by the states using State appropriated funds and Federal matching funds within the provisions of Title XIX of the Social Security Act as amended. In Mississippi, the Medicaid program began on January 1, 1970. The program is administered in Mississippi by the Medicaid Commission by authority of Section 43-13-101 et seq. of the Mississippi Code of 1972.

The medical care provided by the state programs varies widely from state to state. A few states limit coverage to those services required by the Social Security Act while several states cover all permissible services. During Fiscal Year 1984, Mississippi provided coverage for seven optional services in addition to the nine mandatory services. Services provided in Mississippi were:

Mandatory Services:

- Inpatient Hospital Service
- Outpatient Hospital Service
- Other Laboratory and X-Ray Services
- Skilled Nursing Home Services
- Physicians
- Early and Periodic Screening, Diagnosis and Treatment Services (for age 17 and under)
- Home Health Services
- Family Planning Services
- Rural Health Clinic Services

Optional Services:

- Prescribed Drugs
- Dental Services (Emergency extractions for adults)
- Intermediate Care Facility Services
- Eyeglasses (necessitated by eye surgery)
- Hospital Institutional Services for Tuberculosis (For age 65 and over)
- Christian Science Sanatoria Care and Services
- Emergency Ambulance Services

MEDICAID ELIGIBLES

In the text of this report, the term eligible refers to a person who is entitled to receive medical assistance in accordance with Mississippi Code Section 43-13-115 as amended and has been certified as having met the necessary requirements to receive Medicaid benefits. Individuals who can receive Medicaid benefits are:

- Supplemental Security Income (SSI) recipients, aged, blind or disabled as certified by the Social Security Administration
- Aid to Families with Dependent Children (AFDC)
 - Children within the families (AFDC Children)
 - Caretaker relatives for the children (AFDC Adults)

In addition to the above-described AFDC recipients, statutory extensions of AFDC category coverage includes the following groups:

- Pregnant women who would be AFDC if the child were born.
- Children in the custody of the State Department of Public Welfare who are in foster family homes or child caring institutions
- Children for whom the State Department of Public Welfare makes subsidized adoption payments.

Eligibility for these individuals is certified by the State Department of Public Welfare:

- Medical Assistance Only (MAO) aged, blind or disabled individuals who would be SSI eligible except for certain Social Security cost-of-living increases or who are in long-term institutional placement, i.e., nursing homes, and whose income is less than \$852.90 a month. Eligibility for this group is certified by the Mississippi Medicaid Commission Regional Offices.

Medicaid eligibility certification is represented by a Medicaid Identification Card, valid for one month only. The fiscal agent for the Mississippi Medicaid Commission mails a new card monthly to each eligible person or family. Information contained on the Medicaid Card includes individual's name, unique identification number and current period of eligibility. It must be shown to the provider each time a medical service is requested.

During Fiscal Year 1984, 346,917 persons in Mississippi were eligible for Medicaid benefits. The length of eligibility periods for these persons covered all possibilities from one month to the entire year. Table 1 gives the eligibility count with the corresponding percentages for the program categories. In Table 2, the monthly number of eligibles is shown by program category.

TABLE 1

TOTAL NUMBER OF PERSONS ELIGIBLE AND MONTHLY AVERAGE NUMBER OF PERSONS ELIGIBLE WITH PERCENTAGE DISTRIBUTION BY PROGRAM CATEGORY FOR FISCAL YEAR 1984

| Program Category | Total Number of Eligible Persons | Percent of Total | Monthly Average Number of Eligible Persons | Percent of Total |
|-----------------------|----------------------------------|------------------|--|------------------|
| Total | 346,917 | 100.0 | 275,396 | 100.0 |
| Aged | 70,689 | 20.5 | 61,612 | 22.4 |
| Blind | 1,991 | 0.5 | 1,819 | 0.7 |
| Disabled | 62,989 | 18.1 | 55,198 | 20.0 |
| AFDC Children | 158,443 | 45.7 | 118,659 | 43.1 |
| AFDC Adults | 50,861 | 14.7 | 37,471 | 13.6 |
| CWS Foster Care | 1,944 | 0.5 | 637 | 0.2 |

TABLE 2

NUMBER OF PERSONS ELIGIBLE FOR MEDICAID SERVICES BY MONTH AND BY PROGRAM CATEGORY FOR FISCAL YEAR 1984

| MONTH | TOTAL | AGED | BLIND | DISABLED | AFDC CHILDREN | AFDC ADULTS | FOSTER CARE CHILDREN |
|-----------------------|---------|--------|-------|----------|---------------|-------------|----------------------|
| July | 271,094 | 61,814 | 1,811 | 54,122 | 116,071 | 36,654 | 622 |
| August | 273,772 | 62,128 | 1,828 | 54,366 | 117,662 | 37,156 | 632 |
| September | 275,995 | 62,128 | 1,828 | 54,845 | 118,993 | 37,577 | 624 |
| October | 275,493 | 62,010 | 1,840 | 55,144 | 118,486 | 37,417 | 596 |
| November | 277,297 | 62,304 | 1,844 | 55,682 | 119,176 | 37,635 | 656 |
| December | 272,786 | 61,141 | 1,815 | 54,777 | 117,355 | 37,059 | 639 |
| January | 277,396 | 61,398 | 1,821 | 55,164 | 120,375 | 38,013 | 625 |
| February | 275,078 | 61,107 | 1,816 | 55,420 | 118,631 | 37,463 | 641 |
| March | 276,778 | 60,992 | 1,815 | 55,615 | 119,846 | 37,846 | 664 |
| April | 276,021 | 61,057 | 1,806 | 55,587 | 119,252 | 37,658 | 661 |
| May | 276,318 | 61,490 | 1,799 | 55,710 | 119,077 | 37,603 | 639 |
| June | 276,729 | 61,774 | 1,806 | 55,939 | 118,988 | 37,575 | 647 |
| Monthly Average | 275,396 | 61,612 | 1,819 | 55,198 | 118,659 | 37,471 | 637 |

ELIGIBLES BY COUNTY OF RESIDENCE

The population estimates for 1984 (as computed by the Bureau of the Census, U.S. Department of Commerce) and the number of persons eligible for Medicaid on June 30, 1984, are listed by counties in Table 3. The census figures are the latest available. Tunica had the highest percent of Medicaid eligibles with 35.6 percent, and Rankin County had the lowest percent, 4.9 percent.

TABLE 3
BUREAU OF CENSUS POPULATION
FOR MISSISSIPPI COUNTIES AND
NUMBER OF PERSONS ELIGIBLE FOR MEDICAID FOR FISCAL YEAR 1984.

| County | County Population | Number of Medicaid Eligibles | Percent of Population |
|-----------------|----------------------|------------------------------------|-----------------------------|
| Adams | 39,600 | 5,654 | 14.3 |
| Alcorn | 32,700 | 3,277 | 10.0 |
| Amite | 13,200 | 1,814 | 13.7 |
| Attala | 19,500 | 2,599 | 13.3 |
| Benton | 8,000 | 1,299 | 16.2 |
| Bolivar | 45,200 | 12,355 | 27.3 |
| Calhoun | 15,500 | 2,052 | 13.2 |
| Carroll | 9,300 | 1,337 | 14.4 |
| Chickasaw | 17,700 | 2,246 | 12.7 |
| Choctaw | 8,500 | 1,360 | 16.0 |
| Claiborne | 12,700 | 2,572 | 20.3 |
| Clarke | 17,100 | 2,349 | 13.7 |
| Clay | 21,700 | 3,357 | 15.5 |
| Coahoma | 36,200 | 10,009 | 27.6 |
| Copiah | 26,000 | 4,445 | 17.1 |
| Covington | 15,900 | 2,685 | 16.9 |
| DeSoto | 55,800 | 3,834 | 6.9 |
| Forrest | 67,800 | 6,770 | 10.0 |
| Franklin | 8,200 | 1,368 | 16.7 |
| George | 15,500 | 1,488 | 9.6 |
| Greene | 9,300 | 1,290 | 13.9 |
| Grenada | 21,100 | 3,059 | 14.5 |
| Hancock | 26,100 | 2,254 | 8.6 |
| Harrison | 165,700 | 12,566 | 7.6 |
| Hinds | 252,700 | 29,831 | 11.8 |
| Holmes | 23,100 | 7,787 | 33.7 |
| Humphreys | 13,900 | 3,547 | 25.5 |
| Issaquena | 2,500 | 482 | 19.3 |
| Itawamba | 20,500 | 1,548 | 8.0 |
| Jackson | 123,300 | 8,206 | 6.7 |
| Jasper | 17,400 | 2,644 | 15.2 |
| Jefferson | 9,000 | 2,287 | 25.4 |
| Jefferson Davis | 14,000 | 2,641 | 18.9 |
| Jones | 64,500 | 6,613 | 10.3 |
| Kemper | 10,100 | 1,608 | 15.9 |
| Lafayette | 31,800 | 2,637 | 8.3 |
| Lamar | 25,600 | 2,371 | 9.3 |
| Lauderdale | 77,500 | 9,512 | 12.3 |

TABLE 3 (Continued)

| County | County Population | Number of Medicaid Eligibles | Percent of Population |
|--------------|-------------------|------------------------------|-----------------------|
| Lawrence | 12,800 | 1,787 | 14.0 |
| Leake | 18,700 | 2,819 | 15.1 |
| Lee | 58,200 | 4,767 | 8.2 |
| Leflore | 41,900 | 8,815 | 21.0 |
| Lincoln | 31,100 | 3,878 | 12.5 |
| Lowndes | 60,100 | 7,210 | 12.0 |
| Madison | 43,500 | 7,082 | 16.3 |
| Marion | 27,000 | 3,957 | 14.7 |
| Marshall | 30,300 | 5,161 | 17.0 |
| Monroe | 37,200 | 4,188 | 11.3 |
| Montgomery | 13,000 | 2,861 | 22.0 |
| Neshoba | 24,100 | 2,992 | 12.4 |
| Newton | 19,700 | 2,433 | 12.4 |
| Noxubee | 12,900 | 4,754 | 29.1 |
| Oktibbeha | 37,200 | 4,694 | 12.6 |
| Panola | 28,800 | 5,231 | 18.2 |
| Pearl River | 35,500 | 3,875 | 10.9 |
| Perry | 9,600 | 1,442 | 15.0 |
| Pike | 36,600 | 5,837 | 15.9 |
| Pontotoc | 20,900 | 2,050 | 9.8 |
| Prentiss | 24,600 | 2,204 | 9.0 |
| Quitman | 11,900 | 3,487 | 29.3 |
| Rankin | 75,700 | 3,674 | 4.9 |
| Scott | 24,700 | 3,226 | 13.1 |
| Sharkey | 8,100 | 2,226 | 27.5 |
| Simpson | 24,200 | 2,717 | 11.2 |
| Smith | 14,700 | 1,582 | 10.8 |
| Stone | 10,300 | 1,046 | 10.2 |
| Sunflower | 36,100 | 7,797 | 21.6 |
| Tallahatchie | 16,300 | 4,381 | 26.9 |
| Tate | 20,600 | 3,310 | 16.1 |
| Tippah | 18,800 | 2,359 | 12.5 |
| Tishomingo | 18,600 | 1,537 | 8.3 |
| Tunica | 9,500 | 3,384 | 35.6 |
| Union | 21,500 | 2,075 | 9.7 |
| Walthall | 13,200 | 2,912 | 22.1 |
| Warren | 52,100 | 6,224 | 11.9 |
| Washington | 73,200 | 15,600 | 21.3 |
| Wayne | 19,800 | 3,363 | 17.0 |
| Webster | 10,400 | 1,444 | 13.9 |
| Wilkinson | 10,400 | 2,393 | 23.0 |
| Winston | 19,100 | 3,486 | 18.3 |
| Yalobusha | 13,100 | 1,775 | 13.5 |
| Yazoo | 27,300 | 5,823 | 21.3 |

MEDICAID RECIPIENTS

During the Fiscal Year 1984, 301,266 different persons benefited from one or more of the medical services covered by the Medicaid Program. This was an increase of 12,844 persons or 4.5 percent from Fiscal Year 83. The distribution among the program categories remained relatively the same for the unduplicated totals. Table 4 illustrates the recipient distribution by program category while Table 5 shows the monthly recipient count by program category.

TABLE 4
RECIPIENT DISTRIBUTION BY PROGRAM CATEGORY

| Program Category | FY 1984 Number of Recipients | Percent of Total | Monthly Average Number of Recipients | Percent of Total |
|-----------------------|------------------------------------|------------------------|--|------------------------|
| Total | 301,266 | 100.0 | 152,549 | 100.0 |
| Aged | 65,719 | 21.8 | 47,155 | 30.9 |
| Blind | 1,698 | 0.5 | 1,091 | 0.7 |
| Disabled | 56,542 | 18.8 | 38,399 | 25.2 |
| AFDC Children | 131,255 | 43.6 | 43,925 | 28.8 |
| AFDC Adults | 44,477 | 14.8 | 21,632 | 14.2 |
| CWS Foster Care | 1,575 | 0.5 | 347 | 0.2 |

TABLE 5
**NUMBER OF PERSONS RECEIVING ONE OR MORE MEDICAL SERVICES
 BY PROGRAM CATEGORY FOR FISCAL YEAR 1984**

| Month | Total | Aged | Blind | Disabled | AFDC Children | AFDC Adults | CWS FOSTER Care |
|--------------------------|---------|--------|-------|----------|------------------|----------------|--------------------|
| July | 145,037 | 47,788 | 1,078 | 37,636 | 37,207 | 20,864 | 444 |
| August | 146,722 | 46,794 | 1,060 | 36,936 | 40,660 | 20,798 | 474 |
| September | 145,181 | 45,870 | 1,058 | 36,887 | 39,597 | 21,302 | 467 |
| October | 166,702 | 48,742 | 1,179 | 40,185 | 52,105 | 23,973 | 518 |
| November | 144,658 | 45,446 | 1,018 | 37,064 | 40,449 | 20,309 | 372 |
| December | 159,255 | 49,292 | 1,131 | 39,889 | 46,812 | 21,668 | 463 |
| January | 148,402 | 47,095 | 1,042 | 37,706 | 41,884 | 20,479 | 196 |
| February | 152,911 | 45,312 | 1,079 | 37,656 | 47,142 | 21,498 | 224 |
| March | 174,787 | 49,937 | 1,182 | 41,979 | 56,157 | 25,241 | 291 |
| April | 160,146 | 48,468 | 1,152 | 40,020 | 47,656 | 22,573 | 277 |
| May | 146,611 | 45,416 | 1,074 | 37,617 | 41,134 | 21,141 | 229 |
| June | 140,175 | 45,696 | 1,035 | 37,195 | 36,299 | 19,739 | 211 |
| Monthly Average | 152,549 | 47,155 | 1,091 | 38,399 | 43,925 | 21,632 | 347 |

UTILIZATION RATE

In Fiscal Year 1984 the average monthly utilization rate rose from the 53.7 percent rate of Fiscal Year 1983 to 55.3 percent. The lowest Utilization was in June.

Table 6 gives the monthly utilization rates and the average monthly rates. Using the monthly number of eligibles and the monthly number of recipients, Table 7 shows the wide range of utilization among the program categories in Fiscal Year 1984.

TABLE 6
NUMBER OF ELIGIBLE PERSONS, NUMBER OF RECIPIENTS
AND UTILIZATION RATE BY MONTH FOR FISCAL YEAR 1984

| Month | Number of Eligible Persons | Number of Recipients | Utilization Rate |
|--------------------------|----------------------------------|----------------------------|---------------------|
| July | 271,094 | 145,037 | 53.34% |
| August | 273,772 | 146,722 | 53.59% |
| September | 275,995 | 145,181 | 52.60% |
| October | 275,493 | 166,702 | 60.51% |
| November | 277,297 | 144,658 | 52.17% |
| December | 272,786 | 159,255 | 58.38% |
| January | 277,396 | 148,402 | 53.50% |
| February | 275,078 | 152,911 | 55.59% |
| March | 276,778 | 174,787 | 63.18% |
| April | 276,021 | 160,146 | 58.02% |
| May | 276,318 | 146,611 | 53.06% |
| June | 276,729 | 140,175 | 50.65% |
| Monthly Average | 275,396 | 152,549 | 55.39% |

TABLE 7
MONTHLY NUMBER OF ELIGIBLE PERSONS, MONTHLY NUMBER OF RECIPIENTS
AND UTILIZATION RATE BY PROGRAM CATEGORY FOR FISCAL YEAR 1984

| Program Category | Monthly Number of Eligible Persons | Monthly Number of Recipients | Utilization Rate |
|-----------------------|--|------------------------------------|---------------------|
| Total | 275,396 | 152,549 | 55.39% |
| Aged | 61,612 | 47,155 | 76.54% |
| Blind | 1,819 | 1,091 | 59.98% |
| Disabled | 55,198 | 38,399 | 69.57% |
| AFDC Children | 118,659 | 43,925 | 37.02% |
| AFDC Adults | 37,471 | 21,632 | 57.73% |
| CWS Foster Care | 637 | 347 | 54.47% |

**PROGRAM ADMINISTRATION
FEDERAL/STATE FINANCIAL RESPONSIBILITIES**

The Mississippi Medicaid Program is administered by the Medicaid Commission using funds appropriated by the State and Federal government. Federal matching rates vary considerably depending upon their use in providing medical services for eligibles or in meeting administrative costs of the program. The variation in matching rates is illustrated in Chart 1.

During Fiscal Year 1984, the total administrative expense was \$8,563,817 with the Federal government paying \$5,108,193 or 59.6 percent. This total included all state agency cost, all cost of processing and paying claims by the Medicaid Fiscal Agent EDS Federal. The Administrative expenses for Fiscal Year 1984 were 2.57 percent.

During Fiscal Year 1984, the FMAP (Federal Medical Assistance Percentage) for most medical services in Mississippi was 77.63 percent less a 4.5 percent penalty due to the Omnibus Reconciliation Act of 1981. A state's FMAP is a calculated percentage based on the state's per capita income. This percentage is redetermined every two years.

Exceptions to the 77.63 percent FMAP for medical services were: Family Planning Services at 90 percent Federal money; Buy-In, Part B, for non-money payment individuals at 100 percent State money.

In accordance with the Social Security Act and Mississippi Medicaid Law, payment for services under Medicaid is always secondary to other third party liability. At the time of a recipient's admission to a hospital and at each of his visits to a doctor's office or other service provider, a determination is made as to whether the recipient has third party coverage. Since Medicaid liability is always secondary, any third party payments up to the amount expended by Medicaid are required to be refunded to the Medicaid program. A total of \$1,646,146 was collected in third party payments.

The total Medicaid expenditures represent the cost of program administration and the cost for health care services. This \$333,446,130 total is comprised of \$243,447,097 Federal money and \$89,999,033 State money.

**TRAVEL AND OTHER EXPENSES IN CONNECTION WITH CONFERENCES,
MEETINGS AND WORKSHOPS
JULY 1, 1983 – JUNE 30, 1984**

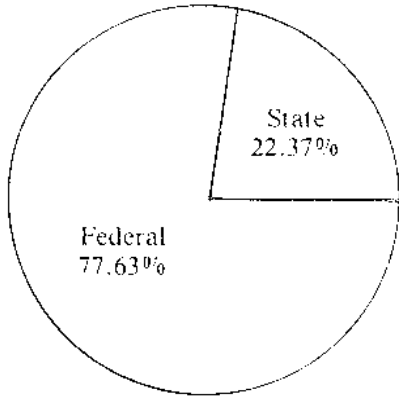
| Meeting Number | Name, Place | Total | Number Attending |
|-------------------|--|-------------|---------------------|
| 1. | HHS Training Conference on SDX/BENEFEX/Buy-In System Tallahassee, FL (7/18 - 7/22/83) | \$ 1,424.78 | 2 |
| 2. | 5th Annual MMIS Conference Arlington, VA (7/24 - 7/27/83) | \$ 2,378.88 | 3 |
| 3. | HCFA Conference Washington, D.C. (7/25 - 7/26/83) | \$ 584.30 | 1 |
| 4. | National Quality Control Directors Meeting Atlanta, GA (8/21 - 8/25/83) | \$ 994.56 | 2 |
| 5. | HCFA Prospective Pay Briefing Conference Washington, D.C. (9/8 - 9/9/83) | \$ 544.83 | 1 |
| 6. | Southern Association of Medicaid Administrators Kansas City, MO (9/14 - 9/16/83) | \$ 1,053.99 | 2 |
| 7. | State Medicaid Group Meeting Washington, D.C. (9/17 - 9/21/83) | \$ 195.54 | 1 |
| 8. | Association of Medicaid Pharmacy Administrators Atlanta, GA (10/3 - 10/7/83) | \$ 688.84 | 2 |
| 9. | SSI Conversion Meeting Raleigh, NC (10/10 - 10/11/83) | \$ 942.00 | 1 |

| | | | |
|-----|---|-------------|---|
| 10. | Medicaid System Performance Review Training Meeting Atlanta, GA (10/24 - 10/26/83) | \$ 1,442.08 | 3 |
| 11. | State Medicaid Group Meeting and APWA Meetings on OC Regulations Atlanta, GA and Washington, D.C. (11/3 - 11/4/83) | \$ 619.00 | 1 |
| 12. | APWA Seminar on Adoption Assistance Compact Washington, D.C. (11/14 - 11/15/83) | \$ 1,189.37 | 2 |
| 13. | APWA Roundtable Conference Washington, D.C. (11/29 - 12/2/83) | \$ 768.50 | 1 |
| 14. | APWA Roundtable Conference & National Medicaid Directors Meeting Washington, D.C. (11/27 - 11/30/83) | \$ 1,027.33 | 2 |
| 15. | National Council of State Welfare Administrators Washington, D.C. (11/30 - 12/1/83) | \$ 738.03 | 1 |
| 16. | APWA Southeastern Regional Conference Planning Meeting Mobile, AL (1/18 - 1/22/84) | \$ 303.55 | 1 |
| 17. | HCFA Long-Term Care Conference Washington, D.C. (1/23 - 1/25/84) | \$ 742.87 | 1 |
| 18. | Fixed and Measurables Lawsuit Washington, D.C. (1/29 - 2/2/84) | \$ 1,248.20 | 2 |
| 19. | Program for Senior Executives in State & Local Government Houston, TX (3/8 - 3/12/84) | \$ 191.35 | 1 |
| 20. | HCFA Medicaid Financial Management Conference Atlanta, GA (4/9 - 4/11/84) | \$ 1,934.02 | 4 |
| 21. | HCFA - 16th Annual Conference of State Medicaid Directors Chicago, IL (5/6 - 5/9/84) | \$ 5,216.57 | 7 |
| 22. | State Top Management Education Program by Duke University Raleigh, NC (5/20 - 5/25/84) | \$ 1,964.00 | 1 |

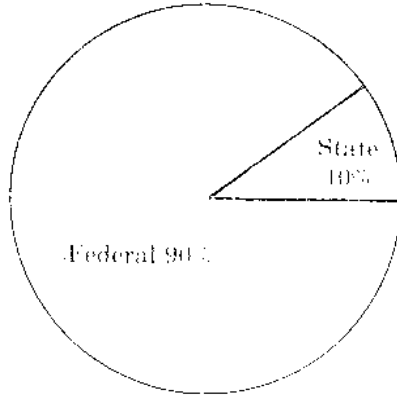
**LIST OF EMPLOYEES ATTENDING
JULY 1, 1983 - JUNE 30, 1984**

| | |
|---------------------|---------------------------|
| 1. Peggy Seale | 13. Jimmy Johnson |
| Kay Anders | 14. B.F. Simmons |
| 2. Bill Allen | Laura Butts |
| Kay Anders | 15. B.F. Simmons |
| Peggy Seale | 16. Will Lowery |
| 3. B.F. Simmons | 17. Virginia Walker |
| 4. Will Lowery | 18. Will Lowery |
| Rhea Power | Bill Phillips |
| 5. Lary Daniels | 19. B.F. Simmons |
| 6. B.F. Simmons | 20. Kelly Glorioso |
| Laura Butts | Jack Estes |
| 7. B.F. Simmons | Woody Westerfield |
| 8. Everett Nolen | Bill Allen |
| James T. Steele | 21. B.F. Simmons |
| 9. B.F. Simmons | Bill Allen |
| 10. Thomas Gatewood | Ann Slaughter |
| Bill Allen | George S. Smith |
| Woody Westerfield | Virginia Walker |
| 11. B.F. Simmons | Sandy McLellan |
| 12. Peggy Seale | Charles H. Shamburger III |
| Betty Williams | 22. Kay Anders |

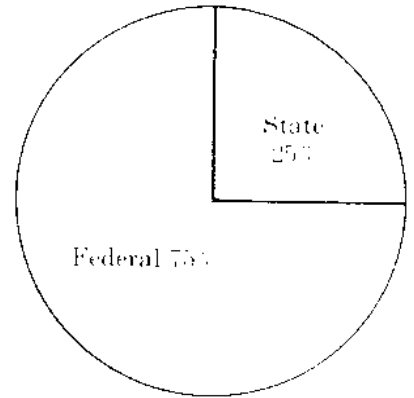
CHART 1



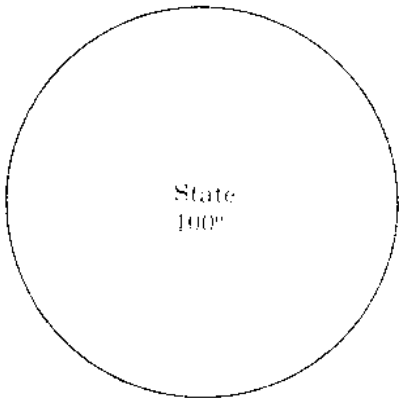
Health Care Services



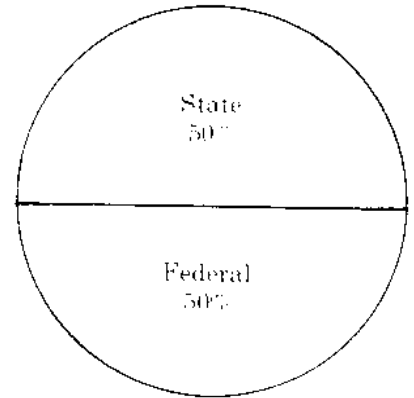
Family Planning



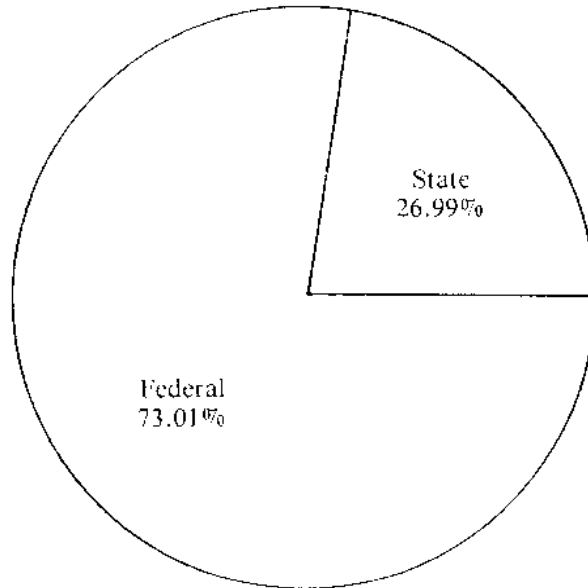
Professional Staff and
Related Administrative Costs



Buy-In Premium
for Non-Money Payment
Eligibles



Other Administration



Total Expenditures of Medicaid Program

SOURCE OF FUNDS BY TYPE OF EXPENSE AND PERCENTAGE DISTRIBUTION
OF STATE AND FEDERAL FUNDS

PROGRAM INTEGRITY

The Mississippi Medicaid Commission is responsible for conducting on-site investigations of providers and for monitoring both provider and recipient utilization in the Medicaid Program. The Medicaid Commission is required, under both State and Federal laws, to conduct periodic checks of provider records in order to verify actual receipt of services for which payment has been made and to investigate any cases suggestive of program abuse or misuse. Verification of receipt of services is also accomplished through recipient contact.

The existence of the Program Integrity Division continues to serve as an invaluable deterrent to potential fraud and abuse of benefits in the Medicaid Program. Activities in this area continue to expand and keep pace with the growth of the program.

With the assistance of a computerized surveillance and utilization reporting system, the Commission is able to maintain practice and service profiles on all providers of service and on recipients who participate in or receive services through the Medicaid Program. These profiles provide indicators of possible fraudulent activities or abuse of Program benefits and are an important source of information upon which the Program Integrity Division bases its investigations. Examples of the types of profile information used are: frequency of physicians visits for a given recipient, ratio of laboratory procedures to medical visits for a physician, the average length of stay of recipients for a hospital, and extractions per recipient for a dentist. Exceptional reporting techniques are used to identify the unusual or exceptional profiles.

Reports of any investigations which reveal a significant irregularity are made to the Commission. These investigations may result in monetary recovery, termination as a provider of Medicaid services, or referral to the Medicaid Fraud Control Unit located in the office of the Attorney General.

TABLE 8

PAID CLAIMS FY 84

| Type of Service | July | August | September | October | November | December | January | February | March | April | May | June | TOTAL |
|---------------------|---------|---------|-----------|---------|----------|----------|---------|----------|---------|---------|---------|---------|-----------|
| Inpatient | 8,100 | 11,106 | 8,165 | 9,800 | 6,651 | 21,528 | 10,243 | 8,643 | 18,942 | 13,396 | 7,424 | 7,720 | 131,718 |
| Outpatient | 24,145 | 30,987 | 25,372 | 30,568 | 20,219 | 23,802 | 28,393 | 25,649 | 32,456 | 27,354 | 21,868 | 24,393 | 315,206 |
| Lab X-Ray | 6,328 | 6,489 | 7,620 | 10,000 | 5,564 | 5,485 | 8,454 | 7,385 | 11,447 | 8,547 | 8,911 | 7,201 | 93,431 |
| Skilled Nursing | 4,887 | 4,936 | 4,975 | 5,089 | 5,508 | 5,127 | 5,078 | 5,079 | 5,172 | 5,114 | 5,277 | 5,284 | 61,526 |
| FPST | 7,154 | 11,354 | 9,432 | 16,330 | 5,901 | 11,609 | 8,117 | 10,289 | 12,134 | 9,954 | 8,203 | 8,112 | 116,589 |
| Physician | 99,192 | 121,240 | 111,004 | 159,066 | 86,047 | 109,673 | 109,528 | 110,365 | 176,840 | 139,498 | 110,598 | 103,488 | 1,436,539 |
| Home Health | 874 | 1,007 | 829 | 1,903 | 685 | 929 | 3,892 | 2,289 | 1,182 | 1,120 | 894 | 864 | 16,468 |
| Emergency Ambulance | 1,049 | 1,230 | 906 | 1,475 | 1,129 | 1,148 | 1,254 | 1,390 | 1,259 | 1,259 | 1,010 | 973 | 14,082 |
| Drugs | 322,076 | 257,531 | 260,393 | 340,708 | 292,094 | 340,018 | 269,887 | 269,982 | 335,737 | 281,418 | 245,471 | 228,760 | 3,444,075 |
| Dental | 3,283 | 3,861 | 3,397 | 4,656 | 3,359 | 3,623 | 4,228 | 2,827 | 4,093 | 4,411 | 3,275 | 3,112 | 44,125 |
| Eyeglasses | 176 | 176 | 150 | 208 | 5,830 | 10,545 | 10,266 | 161 | 152 | 149 | 165 | 112 | 28,090 |
| Inter. Nursing | 6,740 | 6,722 | 6,682 | 6,919 | 7,366 | 6,963 | 6,824 | 7,011 | 7,128 | 6,825 | 6,904 | 6,814 | 82,898 |
| Inter. Nursing (MR) | 1,496 | 1,448 | 1,491 | 1,483 | 1,482 | 1,486 | 1,503 | 1,491 | 1,549 | 1,624 | 1,550 | 1,571 | 18,174 |
| Family Planning | 1,939 | 2,159 | 1,744 | 2,599 | 1,863 | 2,081 | 2,204 | 1,806 | 2,619 | 2,423 | 2,312 | 2,357 | 26,106 |
| Clinic Services | 857 | 1,293 | 952 | 1,545 | 784 | 1,001 | 877 | 877 | 1,445 | 1,212 | 1,293 | 737 | 12,873 |
| EPSDT Dental | 4,832 | 6,831 | 5,579 | 7,704 | 5,108 | 6,083 | 6,913 | 4,773 | 6,854 | 7,473 | 5,263 | 4,331 | 71,744 |
| EPSDT Eye | 715 | 1,417 | 1,237 | 2,014 | 1,130 | 1,327 | 1,036 | 1,072 | 1,522 | 1,647 | 1,201 | 1,000 | 15,318 |
| EPSDT Hearing | 41 | 40 | 28 | 96 | 27 | 49 | 41 | 21 | 44 | 47 | 27 | 28 | 489 |
| Total | 493,884 | 469,827 | 449,956 | 602,163 | 450,747 | 552,477 | 478,738 | 461,110 | 620,575 | 513,471 | 431,646 | 406,857 | 5,931,451 |

EXPENDITURES

EXPENDITURES BY TYPE OF SERVICE

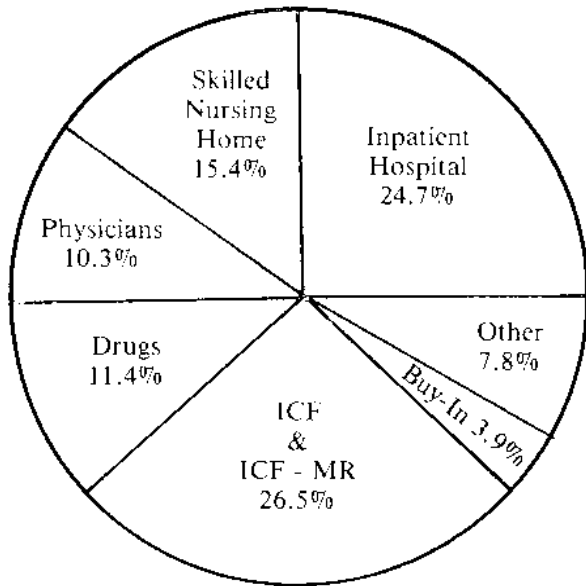
Total medical expenditures for Fiscal Year 1984 amounted to \$324,882,313. This was an increase of 6.8 percent over Fiscal 83.

The medical services which accounted for the largest expenditures were Inpatient Hospital with \$82,023,403 and Nursing Home Care with \$128,498,586.

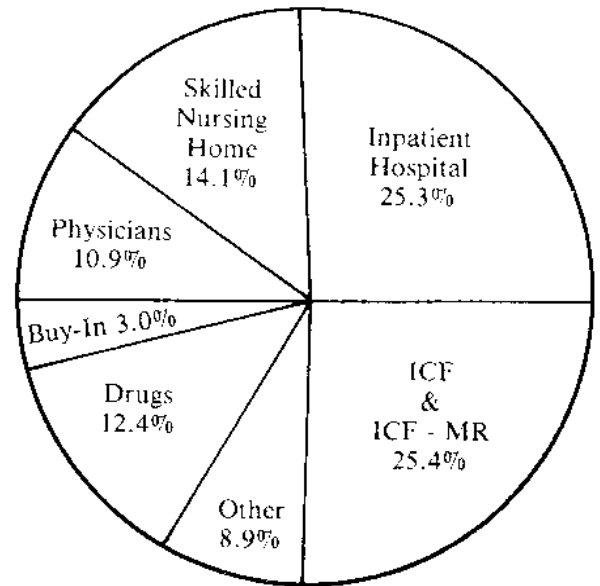
Chart 2 compares the percentage distribution of expenditures for the major medical services during Fiscal 83 and FY 84.

Table 9 shows the actual amount spent in medical service with the percent increase or (decrease), and Table 10 gives the average spent per recipient in each service.

CHART 2



Fiscal Year 1983



Fiscal Year 1984

PERCENTAGE DISTRIBUTION OF EXPENDITURES BY TYPE OF SERVICE FOR FISCAL YEAR 1983 AND FISCAL YEAR 1984

TABLE 9
EXPENDITURES FOR MEDICAL SERVICES BY TYPE OF SERVICE
FOR FISCAL YEAR 1983 AND FISCAL YEAR 1984

| Type of Service | Fiscal Year 1983 Expenditures | Fiscal Year 1984 Expenditures | percent of Increase or (decrease) |
|---|----------------------------------|----------------------------------|--------------------------------------|
| Total | \$ 304,113,960 | \$ 324,882,313 | 6.83 |
| Inpatient Hospital | 75,134,630 | 82,023,403 | 9.17 |
| Outpatient Hospital | 9,789,949 | 11,395,832 | 16.40 |
| Laboratory + X-Ray | 572,566 | 1,112,202 | 94.25 |
| Skilled Nursing Facility | 46,701,878 | 45,962,535 | (1.58) |
| Physicians | 31,342,316 | 35,210,688 | 12.34 |
| EPSDT | 7,707,376 | 8,997,310 | 16.74 |
| Home Health | 1,329,065 | 1,939,639 | 45.94 |
| Emergency Ambulance | 459,573 | 528,770 | 15.56 |
| Prescribed Drugs | 34,623,626 | 40,131,656 | 15.91 |
| Dental Care | 1,441,269 | 1,625,368 | 12.77 |
| Eyeglasses | 111,658 | 234,726 | 110.22 |
| Intermediate Care Facility | 60,158,436 | 59,062,797 | (1.82) |
| Intermediate Care Mentally Retarded | 20,482,899 | 23,473,254 | 14.60 |
| Family Planning | 2,253,170 | 2,909,024 | 29.11 |
| Buy-In, Part B Medicare | 11,766,286 | 10,014,312 | (14.89) |
| Clinic Services | 239,263, | 260,797 | 9.00 |

TABLE 10
EXPENDITURES FOR MEDICAL SERVICES BY TYPE OF SERVICE
NUMBER OF RECIPIENTS FOR EACH SERVICE AND
AVERAGE SPENT PER RECIPIENT FOR FISCAL YEAR 1984

| Type of Service | Total Expenditures | Number of Recipients | Average Spent per Recipient |
|--|-----------------------|-------------------------|--------------------------------|
| Total | \$ 324,882,313 | 301,266 | \$ 1,078.39 |
| Inpatient Hospital | 82,023,403 | 70,869 | 1,157.39 |
| Outpatient Hospital | 11,395,832 | 115,815 | 98.40 |
| Laboratory + X-ray | 1,112,202 | 43,101 | 25.80 |
| Skilled Nursing Facility | 45,962,535 | 7,143 | 6,434.63 |
| Physicians | 35,210,688 | 248,513 | 141.68 |
| EPSDT ¹ | 8,997,310 | 114,552 | 78.54 |
| Home Health | 1,939,639 | 4,971 | 390.19 |
| Emergency Ambulance ² | 528,770 | 14,082 | 37.55 |
| Prescribed Drugs | 40,131,656 | 241,808 | 165.96 |
| Dental Care | 1,625,368 | 75,152 | 21.63 |
| Eyeglasses | 234,726 | 7,702 | 30.48 |
| Intermediate Care Facility | 59,062,797 | 8,770 | 6,734.64 |
| Intermediate Care Facility Mentally Retarded | 23,473,254 | 1,608 | 14,597.79 |
| Family Planning | 2,909,024 | 28,934 | 100.54 |
| Buy-In, Part B. Medicare ³ | 10,014,312 | 84,848 | 118.02 |
| Clinic Services | 260,797 | 3,760 | 69.36 |

¹ Only persons under 18 years of age are eligible.

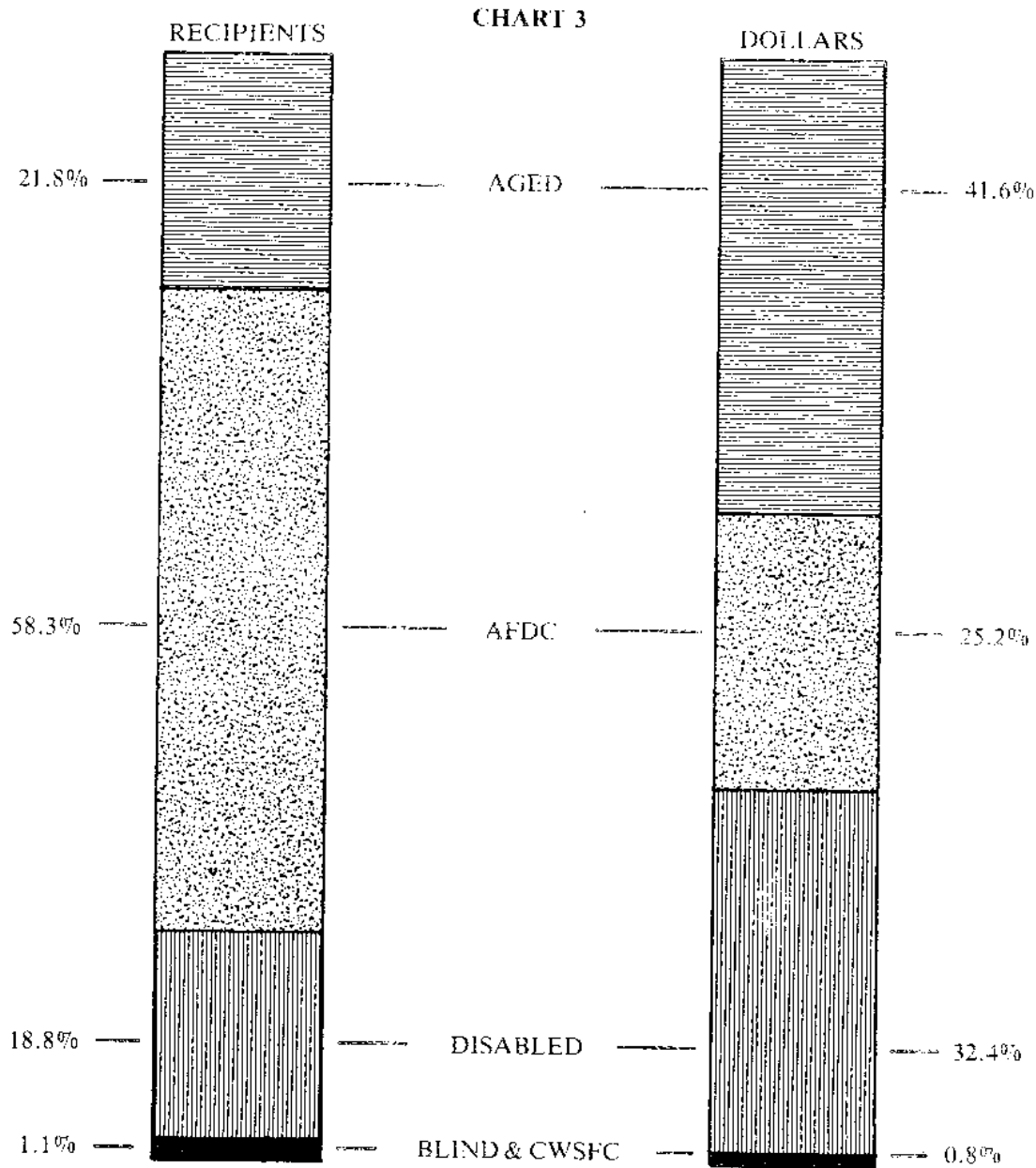
² Number of Ambulance Services paid claims, not number of recipients.

³ Average Number of monthly Buy-In recipients.

EXPENDITURES BY PROGRAM CATEGORY OF ELIGIBILITY

About 42 percent of the total expenditures for medical services in Fiscal Year 1984 was spent for the Aged Category. While only 22 percent of eligibles were in the Aged Category, over \$168 million was paid for nursing home care and drugs, approximately \$10 million for Buy-In, Part B premiums, and \$35.2 million for physician's services for the Medicaid elderly persons hospital care.

A comparison of the expenditures of each program category is presented graphically in Chart 3. In Table 11, these amounts are shown with the average cost per recipient. Table 12 lists the medical services expenditures which exceeded one million dollars in the year. EPSDT benefits are only provided for individuals through age 17; and Buy-In, Part B premiums are paid only for those eligible persons age 65 or over or who otherwise qualify for Medicare.



MISSISSIPPI MEDICAID COMMISSION
 RECIPIENTS AND DOLLARS SPENT BY PROGRAM CATEGORY
 FISCAL YEAR 1984

TABLE 11

TOTAL EXPENDITURES FOR MEDICAL SERVICES, TOTAL NUMBER OF RECIPIENTS, AVERAGE SPENT PER RECIPIENT, AND PERCENTAGE BY PROGRAM CATEGORY FOR FISCAL YEAR 1984

| Program Category | Expenditures | Percent of Total | Total No. Recipients | Percent of Total | Average Per Recipient |
|-----------------------|---------------|------------------|----------------------|------------------|-----------------------|
| Total | \$324,882,313 | 100.00 | 301,266 | 100.0 | \$ 1,078.39 |
| Aged..... | 135,053,578 | 41.57 | 65,719 | 21.8 | 2,055.02 |
| Blind | 2,436,617 | 0.75 | 1,698 | 0.5 | 1,434.99 |
| Disabled..... | 105,229,381 | 32.39 | 56,542 | 18.8 | 1,861.08 |
| AFDC Children | 46,393,194 | 14.28 | 131,255 | 43.6 | 353.46 |
| AFDC Adults | 35,477,149 | 10.92 | 44,477 | 14.8 | 797.65 |
| CWS Foster Care | 292,394 | 0.09 | 1,575 | 0.5 | 185.65 |

TABLE 12

EXPENDITURES FOR MAJOR MEDICAL SERVICES BY PROGRAM CATEGORY FOR FISCAL YEAR 1984

| Type of Service | Total | Aged | Blind | Disabled | AFDC Children | AFDC Adults | CWS Foster Care |
|--------------------------|--------------|--------------|-----------|--------------|---------------|--------------|-----------------|
| Inpatient Hospital | \$82,023,403 | \$13,665,099 | \$738,211 | \$30,160,005 | \$19,496,963 | \$17,823,685 | \$139,440 |
| Outpatient | 11,395,832 | 2,347,541 | 87,748 | 3,985,122 | 2,919,612 | 2,030,737 | 25,072 |
| Skilled Nursing | 45,962,535 | 37,123,940 | 317,141 | 8,512,261 | 27,577 | - | - |
| Physicians | 35,210,688 | 7,397,766 | 253,517 | 9,679,418 | 9,718,150 | 8,109,021 | 52,816 |
| EPSDT | 8,997,310 | - | 6,298 | 238,429 | 8,712,995 | - | 39,588 |
| Prescribed Drugs | 40,131,656 | 17,433,191 | 377,238 | 15,506,872 | 3,126,256 | 3,676,060 | 12,039 |
| Dental Care | 1,625,368 | 61,439 | 4,714 | 167,575 | 1,228,778 | 155,060 | 7,802 |
| Intermediate Care..... | 82,536,051 | 51,378,692 | 478,709 | 30,620,875 | - | 33,014 | 24,761 |
| Buy-In Part B Medicare. | 10,014,312 | 7,194,282 | - | 2,820,030 | - | - | - |

PAYMENTS MADE TO PROVIDERS BY COUNTY

The total paid to providers of medical services in each county is shown in Table 13. The recipients served by the providers during Fiscal Year 1984 were not necessarily residents of that county, but the providers were.

TABLE 13
TOTAL PAYMENTS TO PROVIDERS BY COUNTY FOR FISCAL YEAR 1984

| County | Total Payments | County | Total Payments |
|-----------------|-------------------|--------------|-------------------|
| Adams | \$ 5,089,374.20 | Leflore | \$ 9,994,505.40 |
| Alcorn | 3,854,510.10 | Lincoln | 5,753,561.26 |
| Amite | 1,032,409.15 | Lowndes | 3,988,866.72 |
| Attala | 1,796,666.18 | Madison | 4,040,562.44 |
| Benton | 41,669.55 | Marion | 2,969,398.69 |
| Bolivar | 10,158,774.62 | Marshall | 2,600,766.55 |
| Calhoun | 1,817,895.54 | Monroe | 3,982,130.46 |
| Carroll | 163,528.31 | Montgomery | 2,296,860.46 |
| Chickasaw | 2,142,760.54 | Neshoba | 1,811,923.51 |
| Choctaw | 803,684.85 | Newton | 2,536,274.07 |
| Claiborne | 826,483.42 | Noxubee | 1,758,394.06 |
| Clarke | 1,842,028.88 | Oktibbeha | 4,744,141.77 |
| Clay | 2,280,876.84 | Panola | 3,766,549.80 |
| Coahoma | 6,896,020.76 | Pearl River | 3,007,325.47 |
| Copiah | 2,193,723.32 | Perry | 625,004.09 |
| Covington | 1,797,673.82 | Pike | 5,097,202.29 |
| DeSoto | 1,653,312.13 | Pontotoc | 1,810,010.56 |
| Forrest | 11,215,042.48 | Prentiss | 2,095,821.79 |
| Franklin | 1,182,766.92 | Quitman | 2,155,723.38 |
| George | 1,166,234.76 | Rankin | 7,820,635.22 |
| Greene | 932,066.15 | Scott | 1,835,915.68 |
| Grenada | 4,328,862.75 | Sharkey | 1,321,602.89 |
| Hancock | 1,264,075.40 | Simpson | 5,881,023.32 |
| Harrison | 12,467,164.27 | Smith | 1,737,950.55 |
| Hinds | 43,901,044.78 | Stone | 1,193,760.20 |
| Holmes | 2,721,147.15 | Sunflower | 3,472,111.33 |
| Humphreys | 2,066,329.34 | Tallahatchie | 1,463,331.49 |
| Issaquena | 23,891.22 | Tate | 2,622,984.31 |
| Itawamba | 1,738,851.10 | Tippah | 3,116,246.91 |
| Jackson | 5,316,037.71 | Tishomingo | 1,967,148.04 |
| Jasper | 1,367,280.65 | Tunica | 1,091,466.74 |
| Jefferson | 1,298,595.89 | Union | 2,779,486.98 |
| Jefferson Davis | 1,318,060.39 | Walthall | 1,996,748.44 |
| Jones | 13,599,005.03 | Warren | 4,759,202.50 |
| Kemper | 958,618.26 | Washington | 9,292,241.98 |
| Lafayette | 6,711,921.98 | Wayne | 2,372,294.04 |
| Lamar | 1,515,706.04 | Webster | 1,778,457.64 |
| Lauderdale | 9,908,735.50 | Wilkinson | 1,238,936.55 |
| Lawrence | 1,541,360.42 | Winston | 2,072,391.82 |
| Leake | 2,170,820.76 | Yalobusha | 744,628.24 |
| Lee | 8,099,878.46 | Yazoo | 2,810,322.25 |

PAYMENTS FOR RECIPIENTS BY COUNTY OF RESIDENCE

TABLE 14

AMOUNT OF EXPENDITURES FOR RECIPIENTS BY COUNTY OF RESIDENCE FOR FISCAL YEAR 1984

| County | Total Payments | County | Total Payments |
|-----------------|-----------------|--------------|-----------------|
| Adams | \$ 5,039,511.77 | Leflore | \$ 8,593,951.88 |
| Alcorn | 4,242,257.37 | Lincoln | 6,066,210.42 |
| Amite | 975,255.29 | Lowndes | 4,543,527.81 |
| Attala | 2,386,319.64 | Madison | 5,727,446.11 |
| Benton | 672,378.06 | Marion | 4,193,969.89 |
| Bolivar | 10,365,487.79 | Marshall | 3,506,522.45 |
| Calhoun | 2,325,613.36 | Monroe | 4,200,555.60 |
| Carroll | 896,811.06 | Montgomery | 2,557,536.79 |
| Chickasaw | 2,323,763.40 | Neshoba | 3,151,855.56 |
| Choctaw | 1,043,414.92 | Newton | 2,599,876.47 |
| Claiborne | 1,157,195.80 | Noxubee | 2,039,000.05 |
| Clarke | 2,369,260.11 | Oktibbeha | 4,674,436.06 |
| Clay | 2,461,638.65 | Panola | 4,163,108.04 |
| Coahoma | 7,101,442.00 | Pearl River | 3,473,127.55 |
| Copiah | 3,110,619.93 | Perry | 877,603.02 |
| Covington | 2,411,410.52 | Pike | 4,748,888.11 |
| DeSoto | 2,568,455.07 | Pontotoc | 2,344,198.07 |
| Forrest | 7,898,452.12 | Prentiss | 2,676,011.33 |
| Franklin | 1,424,380.50 | Quitman | 2,561,077.47 |
| George | 1,419,740.42 | Rankin | 9,823,713.13 |
| Greene | 1,508,395.67 | Scott | 2,424,623.57 |
| Grenada | 4,064,821.81 | Sharkey | 1,599,323.12 |
| Hancock | 1,563,808.85 | Simpson | 6,161,565.30 |
| Harrison | 12,759,307.23 | Smith | 2,265,074.23 |
| Hinds | 22,557,544.36 | Stone | 1,474,150.78 |
| Holmes | 4,219,829.16 | Sunflower | 5,084,306.41 |
| Humphreys | 2,624,084.71 | Tallahatchie | 2,763,617.70 |
| Issaquena | 189,142.81 | Tate | 2,704,540.18 |
| Itawamba | 2,229,383.35 | Tippah | 3,256,756.88 |
| Jackson | 5,794,619.55 | Tishomingo | 2,173,730.24 |
| Jasper | 2,060,882.34 | Tunica | 1,599,377.70 |
| Jefferson | 1,733,205.84 | Union | 2,421,784.65 |
| Jefferson Davis | 2,007,891.20 | Walthall | 2,520,270.17 |
| Jones | 13,727,443.78 | Warren | 4,554,221.27 |
| Kemper | 1,245,906.25 | Washington | 9,407,498.55 |
| Lafayette | 6,014,552.55 | Wayne | 2,686,151.37 |
| Lamar | 2,298,164.78 | Webster | 1,788,262.71 |
| Lauderdale | 9,363,019.80 | Wilkinson | 2,050,263.92 |
| Lawrence | 1,768,203.99 | Winston | 2,634,616.23 |
| Leake | 2,742,367.43 | Yalobusha | 1,310,753.26 |
| Lee | 5,404,206.21 | Yazoo | 4,365,782.20 |

TABLE 15
AMOUNT PAID TO STATE HEALTH AGENCIES AND
INSTITUTIONS BY SOURCE OF FUNDS FOR FISCAL YEAR 1984

| Name of Agency or Institution | Total Amount of Payment | From Federal Funds | From State Funds |
|--|-------------------------|--------------------|------------------|
| Total | \$ 38,559,905 | \$ 28,586,998 | \$ 9,972,907 |
| East Miss. State Nursing Home (NHs) (Meridian) | 2,201,077 | 1,631,805 | 569,272 |
| Ellisville State School (NHs) (Ellisville) | 6,002,550 | 4,450,090 | 1,552,460 |
| Kuhn Memorial Hospital (Vicksburg) | 516,510 | 382,923 | 133,587 |
| Matty Hersee Hospital (Meridian) | 891,133 | 660,657 | 230,476 |
| South Miss. State Hospital (Laurel) | 517,776 | 383,862 | 133,914 |
| Miss. Crippled Children's Ctr. (NHs) (Jackson) | 61,393 | 45,514 | 15,879 |
| North Miss. Retardation Ctr. (NHs) (Oxford) | 4,038,981 | 2,994,365 | 1,044,616 |
| State Board of Health (Jackson) | 3,637,779 | 2,696,904 | 940,875 |
| University Medical Ctr. (Jackson) | 12,604,805 | 9,344,780 | 3,260,025 |
| South Miss. Retardation Ctr. (NHs) (Long Beach) | 1,608,246 | 1,192,299 | 415,947 |
| Hudspeth Retardation Ctr. (NHs) (Whitfield) | 4,041,329 | 2,996,106 | 1,045,223 |
| Miss. State Hospital (NHs) (Whitfield) | 2,204,067 | 1,634,021 | 570,046 |
| Miss. State Hospital (Whitfield) | 234,259 | 173,672 | 60,587 |

SERVICES

PHYSICIANS' SERVICES

During Fiscal Year 1984, a total of 2,810 physicians participated in the Medicaid Program. Medical services rendered or ordered by all participating physicians for Medicaid recipients included:

| | |
|---------|-----------------------|
| 485,396 | Laboratory procedures |
| 96,931 | Injections |
| 138,174 | Radiology procedures |
| 47,867 | Surgical procedures |

TABLE 16
TOTAL NUMBER OF RECIPIENTS, NUMBER USING PHYSICIAN SERVICES
BY PROGRAM CATEGORY FOR FISCAL 1984

| | Total Number of Recipients | Recipients Using Service | Percent of Total |
|-----------------------|----------------------------|--------------------------|------------------|
| Total | 301,266 | 248,513 | 82.5 |
| Aged | 65,719 | 56,132 | 18.6 |
| Blind | 1,698 | 1,463 | 0.5 |
| Disabled | 56,542 | 49,219 | 16.3 |
| AFDC Children | 131,255 | 101,536 | 33.8 |
| AFDC Adults | 44,477 | 39,125 | 13.0 |
| CWS Foster Care | 1,575 | 1,038 | .3 |

During Fiscal Year 1984, \$35,210,688 was expended for Physicians' Services. Distribution by program categories shows the aged with 21.01% of the total expenditures. The children in the Aid to Families with Dependent Children who received physicians' care accounted for 27.6 percent of the total money paid.

Table 17 shows distribution of the total expenditures.

TABLE 17
AMOUNT OF EXPENDITURES WITH PERCENTAGE DISTRIBUTION
FOR PHYSICIANS' SERVICES BY PROGRAM CATEGORY
FOR FISCAL YEAR 1984

| Program Category | Expenditures | Percent |
|-----------------------|--------------|---------|
| Total | \$35,210,688 | 100.00 |
| Aged | 7,397,766 | 21.01 |
| Blind | 253,517 | 0.72 |
| Disabled | 9,679,418 | 27.49 |
| AFDC Children | 9,718,150 | 27.60 |
| AFDC Adults | 8,109,021 | 23.03 |
| CWS Foster Care | 52,816 | 0.15 |

TABLE 18
AMOUNT OF EXPENDITURES WITH PERCENTAGE DISTRIBUTION
FOR PHYSICIANS' SERVICES BY AGE GROUPS
FOR FISCAL YEAR 1984

| Age in Years | Expenditures | Percent |
|---------------|--------------|---------|
| Total | \$35,210,688 | 100.00 |
| Under 6 | 4,109,087 | 11.67 |
| 6-20 | 6,866,084 | 19.50 |
| 21-64 | 14,760,320 | 41.92 |
| Over 64 | 9,475,197 | 26.91 |

There were 893,658 physicians' visits during Fiscal Year 84. The average number of visits per recipient by program category ranged from a low of 3.4 to a high of 6.1. In Table 19, the average number and the total number of visits for each program category are given. In Table 20, physician visits are shown by the place of the visit.

TABLE 19
NUMBER OF PHYSICIANS' VISITS, AVERAGE NUMBER OF VISITS PER RECIPIENT
BY PROGRAM CATEGORY FOR FISCAL YEAR 1984

| Program Category ¹ | Number of Physicians' Visits | Number of Recipients | Average Visit Per Recipient |
|-------------------------------|------------------------------|----------------------|-----------------------------|
| Blind | 6,849 | 1,463 | 4.7 |
| Disabled | 250,555 | 49,219 | 5.1 |
| AFDC Children | 390,872 | 101,536 | 3.8 |
| AFDC Adults | 239,269 | 39,125 | 6.1 |
| CWS Foster Care | 3,496 | 1,038 | 3.4 |

¹Aged Category omitted since only coinsurance and deductibles are paid on the majority of visits made by persons in the Aged Category.

TABLE 20
NUMBER OF PHYSICIANS VISITS BY PLACE OF VISIT
FOR FISCAL YEAR 1984

| Place of Visit | Number of Visits | Percent |
|----------------------------------|------------------|---------|
| Total | 893,658 | 100.00 |
| Physician's office | 628,265 | 70.30 |
| Hospital | 172,766 | 19.33 |
| Hospital Outpatient | 82,514 | 9.23 |
| Skilled Nursing Home | 3,641 | 0.41 |
| Recipients Home | 630 | 0.07 |
| Intermediate Care Home | 5,751 | 0.64 |
| Elsewhere | 91 | * |

*Less than 0.05%

PRESCRIBED DRUGS

Drug recipients numbered 241,808. The average number of prescriptions per recipient was 13.8.

Table 21 shows the number of prescriptions and the average number of prescriptions per Medicaid drug recipient by program category in Fiscal Year 1984.

TABLE 21
NUMBER OF PRESCRIPTIONS, NUMBER OF RECIPIENTS, AND
AVERAGE NUMBER PRESCRIPTIONS PER RECIPIENT
BY PROGRAM CATEGORY FOR FISCAL YEAR 1984

| Program Category | Number of Prescriptions | Percent of Total | Number of Recipients | Percent of Total | Average Rx Per Recipient |
|---------------------------|-------------------------|------------------|----------------------|------------------|--------------------------|
| Total | 3,340,389 | 100.00 | 241,808 | 100.00 | 13.8 |
| Aged | 1,406,068 | 42.09 | 60,753 | 25.12 | 23.1 |
| Blind | 30,176 | 0.90 | 1,539 | 0.64 | 19.6 |
| Disabled | 1,164,524 | 34.86 | 51,673 | 21.37 | 22.5 |
| AFDC Children | 396,963 | 11.88 | 89,513 | 37.02 | 4.4 |
| AFDC Adults | 341,306 | 10.22 | 37,530 | 15.52 | 9.1 |
| CWS Foster Care | 1,352 | * | 800 | 0.33 | 1.7 |

*Less than 0.05%

NURSING HOME SERVICES

Medicaid nursing home patients are classified as needing skilled care, intermediate care or special care for the Mentally Retarded. Nursing homes are certified to render one or more of the above levels of care and are designated as Skilled Nursing Homes, Dual Nursing Homes, Intermediate Nursing Home and Intermediate Nursing Homes for the Mentally Retarded. A Dual Nursing Home cares for both skilled and intermediate patients and complies with Federal Regulations governing both levels of care.

During Fiscal Year 1984, Skilled and Dual nursing homes rendered 1,735,718 days of care to 7,143 Medicaid patients. The total Medicaid cost of care was \$45,962,535 which averages out to \$26.48 per day for patients in Skilled and/or Dual homes.

Medicaid Income consists of all of patient's income above \$44.00 that is applied to the nursing home cost. The Medicaid payment is reduced by the amount of Medicaid Income.

Intermediate nursing homes rendered 2,355,832 days of care to 8,770 Medicaid patients. The total Medicaid Cost of the care was \$59,062,797 which averages out to \$25.07 per day for patients in intermediate care nursing homes.

Intermediate Nursing homes for the mentally retarded rendered 523,068 days of care to 1,608 Medicaid patients. The total cost of the Medicaid program was \$23,473,254 which averages out to \$44.88 per day for patients in intermediate care nursing homes for the mentally retarded.

Overall the Nursing Home program provided 4,614,618 days of care to 17,521 Medicaid patients at a cost of \$128,498,586 to the Medicaid program.

TABLE 22

NUMBER OF RECIPIENTS AND NUMBER OF DAYS OF CARE FOR NURSING HOME FACILITIES BY PROGRAM CATEGORY FOR FISCAL YEAR 1984

| Program Category | Skilled Nursing Homes | | Intermediate Care Facilities | | Intermediate Care Facilities-MR | |
|-----------------------|-----------------------|--------------|------------------------------|--------------|---------------------------------|--------------|
| | Recipients | Days of Care | Recipients | Days of Care | Recipients | Days of Care |
| Total | 7,143 | 1,735,718 | 8,770 | 2,355,832 | 1,608 | 523,068 |
| Aged | 6,047 | 1,443,050 | 7,683 | 2,070,438 | 1 | 92 |
| Blind | 33 | 9,118 | 25 | 7,647 | 17 | 5,490 |
| Disabled | 1,037 | 281,273 | 1,037 | 275,078 | 1,578 | 516,037 |
| AFDC Children | 2 | 321 | 1 | 17 | 4 | 677 |
| AFDC Adults | — | — | — | — | — | — |
| CWS Foster Care | 24 | 1,956 | 24 | 2,652 | 8 | 772 |

INPATIENT HOSPITAL SERVICES

During Fiscal Year 1984, there were 54,447 hospital discharges with 262,153 days of inpatient hospital care covered by Medicaid. The average length of stay was 4.8 days, an increase of 0.1 from the previous year. For the relatively small number of persons covered in the Aged Category who do not qualify for Part A of Medicare, Medicaid pays for their hospital services. Elderly recipients had the largest average length of stay for each period of hospitalization. Table 23 shows the number of recipients of Inpatient Hospital Service benefits with the number of discharges and days of care during Fiscal Year 1984. Those persons who have hospital coverage under Part A of Medicare are not included in the table. Medicaid paid their hospital deductible and coinsurance charges.

An average of 116 hospitals participated in the Medicaid program.

TABLE 23

NUMBER OF RECIPIENTS, NUMBER OF DISCHARGES, TOTAL DAYS OF HOSPITAL CARE AND AVERAGE LENGTH OF STAY FOR MEDICAID RECIPIENTS BY PROGRAM CATEGORY FOR FISCAL YEAR 1984

| Program Category | Number of Recipients* | Number of Discharges | Days of Care | Avg. Hospital Length of Stay |
|-----------------------|-----------------------|----------------------|--------------|------------------------------|
| Total | 40,546 | 54,447 | 262,153 | 4.8 |
| Aged..... | 1,701 | 636 | 12,646 | 19.9 |
| Blind | 299 | 407 | 2,543 | 6.2 |
| Disabled..... | 10,404 | 16,153 | 100,312 | 6.2 |
| AFDC Children | 15,335 | 19,398 | 73,936 | 3.8 |
| AFDC Adults | 12,575 | 17,523 | 69,698 | 4.0 |
| CWS Foster Care | 232 | 330 | 3,018 | 9.1 |

*Not included are Medicaid recipients covered under Part A of Medicare.

OUTPATIENT HOSPITAL SERVICE

A total of 156,062 outpatient hospital visits were provided to 115,815 recipients during Fiscal Year 1984, with an average of 1.3 visits per out-patient recipient.

DENTAL SERVICES

Limited dental care was provided to 80,212 persons during Fiscal Year 1984 with expenditures amounting to \$1,615,368. A total of 135,200 procedures were provided.

An average of 451 dentists participated in the program during the fiscal year.

FAMILY PLANNING SERVICES

Expenditures for Family Planning Services amounted to \$2,909,024 in Fiscal Year 1984 with the Federal government paying 90 percent and Mississippi paying 10 percent of the total. Payments were made to private physicians, pharmacies, and Family Planning Clinics located throughout the state. A total of 28,934 different persons received Family Planning Services during the year.

EARLY AND PERIODIC SCREENING, DIAGNOSIS AND TREATMENT SERVICES

The Early and Periodic Screening, Diagnosis and Treatment Services. (EPSDT) furnishes a unique opportunity for providing health care to the Medicaid eligible children of Mississippi. This program requires the screening of children under 18 years of age for physical, mental and developmental defects and provides for the necessary health care to correct or ameliorate those defects. Treatment for visual, hearing, and dental problems is also provided. Thus, EPSDT introduces eligible children into the health care system and makes services available before health problems become chronic and expensive to treat.

Good health is an important factor in the development of a productive adult who is independent of public assistance. Poverty and untreated health defects often lead to dependency and the perpetuation of the welfare cycle, which makes the importance of the EPSDT program significant.

During Fiscal Year 1984, 110,000 children and youth under age 18 received a complete physical assessment through the EPSDT screening program out of 176,732 eligible. Treatments received as a result of problems found during the screening process are as follows:

TABLE 24
NUMBER OF CHILDREN RECEIVING TREATMENT
BY CATEGORY OF SERVICE

| Category | Number of Children |
|--------------------|--------------------|
| Dental | 53,945 |
| Vision | 6,767 |
| Hearing evaluation | 68 |
| Hearing aids | 84 |
| Medical | 16,138 |

APPENDIX

Section 43-13-127 of the Mississippi Code of 1972 requires a listing of hospitals and nursing homes to whom payments in excess of \$25,000 were made, and all other providers to whom payments in excess of \$10,000 were made. The following is a list of the providers receiving in excess of the specified amounts for Fiscal Year 1984. The amount paid to providers includes all costs (employee salaries, rent, utilities, bookkeeping, supplies, equipment, etc.) involved in providing services, and does not represent a net amount or take-home pay to a provider.

ADAMS

| | |
|-----------------------------------|--------------|
| Jefferson Davis Memorial Hospital | 1,413,940.66 |
| Oakwood Lodge of Natchez | 1,057,751.99 |
| Glenburney Nursing Home | 786,160.07 |
| Trace Haven Nursing Home | 418,685.33 |
| Natchez Community Hospital | 160,168.73 |
| Jacqueline Davis, M.D. | 100,546.81 |
| Bernadette Sherman, M.D. | 96,142.76 |
| Medical Arts Pharmacy | 95,542.03 |
| Wilson Holder Drug Co. | 76,841.16 |
| E.J. Flechas, M.D. | 71,090.46 |
| Todd Clinical Pharmacy | 67,034.67 |
| Gilbert Rexall Drugstore | 55,198.37 |
| Walter F. Colbert, M.D. | 53,131.57 |
| J.R. Todd, Jr., M.D. | 49,016.39 |
| Eckerd Drugs #2196 | 47,338.62 |
| Natchez Super Drugs #2 | 46,730.23 |
| Longs Pharmacy | 35,983.43 |
| Pickle Rexall Drugstore | 35,832.02 |
| Katz & Besthoff #281 | 34,445.08 |
| Morgantown Pharmacy | 31,211.97 |
| Haneys Drugs | 28,909.29 |
| Benny A. Wright, D.D.S. | 27,933.14 |
| Dempsey T. Amacker, M.D. | 23,945.38 |
| Homer A. Whittington, M.D. | 20,812.90 |
| Lee George Campbell, D.D.S. | 19,267.31 |
| Paul A. Doherty, O.D. | 17,292.75 |
| Howard Medi Save Pharmacy | 15,942.05 |
| D.H. Mutziger, M.D. | 15,578.62 |
| G. Swink Hicks, M.D. | 15,152.37 |
| Geisenberger Brothers Drugs | 14,404.06 |
| J.W. Iles, M.D. | 12,607.55 |
| Lessley's Pharmacy, Inc. | 11,598.34 |
| ER PHY Jeff Davis Hospital | 11,254.11 |

ALCORN

| | |
|------------------------------|------------|
| Care Inn Alcorn Co. | 938,601.26 |
| Care Inn Corinth | 846,338.20 |
| Magnolia Hospital | 761,516.81 |
| Whitfield Nursing Home | 353,646.19 |
| Medical Plaza Pharmacy | 168,989.88 |
| James Bennett Apothecary | 100,143.22 |
| Whitfield Pharmacy & Jewelry | 53,985.05 |
| Kitchens Drug Company | 53,691.88 |
| Shelby C. Reid, M.D. | 48,089.68 |
| Rieger Gibson Pharmacy | 40,371.00 |

| | |
|-----------------------------|-----------|
| Smith Drug Company | 39,981.59 |
| John Prather, M.D. | 38,554.83 |
| Magnolia Pharmacy | 34,727.04 |
| Alcorn Pharmacy Inc. | 28,596.94 |
| C. Spencer Lee, D.D.S. | 27,977.81 |
| Robert C. Lee, M.D. | 23,461.94 |
| Super D Drug #17 | 21,433.17 |
| James M. Davison, D.O. | 19,281.89 |
| Robertson B & R Drugs | 18,230.18 |
| NMS Dialysis Service, Inc. | 16,096.81 |
| Bernard L. Shipp, M.D. | 15,942.09 |
| Super X Drugs Corp MS-4 | 15,932.33 |
| Ray N. Gregory, M.D. | 14,371.03 |
| Roy C. Wigginton, M.D. | 13,911.55 |
| William R. Brown, M.D. P.A. | 13,647.19 |
| Superior Home Health Care | 13,391.09 |

AMITE

| | |
|--------------------------------|------------|
| Centreville Health Care Center | 808,816.11 |
| Liberty Drug Store | 65,634.25 |
| J C J Discount Drugs | 42,866.37 |
| David Bramm M.D. | 34,299.23 |
| P and S Pharmacy, Inc. | 24,310.06 |
| James S. Poole, M.D. | 18,316.78 |
| Curtis A. Broussard M.D. | 14,929.41 |

ATTALA

| | |
|----------------------------------|------------|
| Attala Co. Nursing Center | 944,201.89 |
| Montfort Jones Memorial Hospital | 309,544.24 |
| Sullivans Discount Drugs | 92,548.78 |
| Attala Discount Drugs | 82,325.55 |
| Pickles Drug Store | 74,317.21 |
| Boyds Drug Store, Inc. | 55,869.33 |
| City Drug Store | 37,152.32 |
| Tri-County HHC, Inc. | 31,228.10 |
| John Moody Burge, Jr., D.D.S. | 24,420.30 |
| A. Coleman Pickle, M.D. | 18,279.72 |
| Revco Discount Drug Center #2603 | 15,606.19 |
| Paul E. Mink, M.D. | 14,182.94 |
| William M. Myers, II DMD | 14,048.05 |
| Richard C. Carter, M.D. | 13,722.64 |
| D.S. Hartness, M.D. | 12,999.22 |
| Robert N. Gilliland, M.D. | 10,624.54 |
| James D. Neaves, D.D.S. | 10,475.25 |

BENTON

Ashland Discount Drugs29,687.59

BOLIVER

Bolivar County Hospital2,025,669.04
 Cleveland Health Care Center1,091,406.66
 Zion Grove Nursing Center1,063,737.41
 Care Inn Cleveland641,474.63
 Shelby Drug Company628,448.79
 Haire Drug Center481,612.01
 Oakgrove Retirement Home472,148.25
 Shelby Community Hospital375,921.67
 Robert C. Tibbs II, M.D.274,470.50
 Buckleys Pharmacy263,277.09
 Paul Warrington, M.D.188,122.86
 James E. Warrington, M.D.185,707.88
 Rosedale Drug Co.181,478.24
 Bolivar Co. Hospital Ltc. Fac.162,943.40
 Gene L. Coopwood, D.D.S.150,362.85
 Donald J. Blackwood, M.D.148,645.09
 R. T. Hollingsworth, M.D.134,071.12
 Merton C. Toler, M.D.125,364.76
 James Gray Adams, M.D.123,327.74
 Community Childrens Service122,051.10
 Emily S. Pender, M.D.120,613.37
 Medical Arts Pharmacy109,190.47
 Delta Community Health Center-Pharmacy ..87,646.31
 P. Patel, M.D.83,944.10
 Richard Waller, M.D.76,276.20
 R. T. Hollingsworth M.D. Drugs76,138.76
 Delta Drug Store70,913.38
 Carl H. Barbour, D.D.S.63,695.55
 Economy Drugs, Inc.58,446.97
 Eugene E. Tibbs, M.D.58,117.70
 Hugh C. Smith, D.D.S.55,972.20
 Lewis Drug Store52,121.74
 Paul Discount Drugs49,353.50
 J.G. Peeler, Jr., M.D.43,655.80
 Mississippi Regional HH Care41,372.30
 Haire Drug Center36,988.65
 John T. Milam, M.D.33,735.68
 Willie B. Lucas, M.D.31,859.46
 Frank E. Reese, O.D.28,821.93
 John T. Gibson, D.D.S.27,662.13
 Williams Emergency Ambulance Service27,649.13
 Delta Community Home Health Agency25,469.21
 Delta Health Center24,714.18
 Er Phy. Bolivar Co. Hospital21,783.54
 Arthur W. Lindsey, Jr., M.D.21,028.35
 Samuel D. Austin, M.D.19,841.77
 L.S. Davidson, Jr., M.D.19,748.69
 Green GW-Disp Phys.19,432.00
 Warren Inge, D.D.S.14,955.53
 George W. Green, M.D.14,385.12
 Luther W. McCaskille, M.D.11,553.94
 William A. Eley, D.D.S.10,815.38

CALHOUN

Calhoun Co. NSG HM1,023,844.74
 Hillcrest Hospital190,671.55
 Comm. Hospital of Calhoun, Inc.141,019.06
 Plunks Pharmacy68,072.98
 Chandler Drug Co.56,915.84
 Peoples Drug Store40,283.22
 City Discount Drugs38,501.52
 Crockers Pharmacy37,042.80
 Logans Discount Drugs37,019.67
 G and S Pharmacy26,383.61
 Guy Farmer M.D.25,233.05
 Orby L. Hamblin, M.D.17,869.97
 Southern Discount Drugs15,071.66
 Glenda's Discount Drugs14,189.34
 Thomas P. Waits, D.D.S.12,698.66
 Lester D. Webb, M.D.11,130.82

CARROLL

Anderson's Pharmacy68,441.81
 Vaiden Drugs42,357.26

CHICKASAW

Houston Community Hospital562,878.04
 Floy Dyer Manor540,555.57
 Shearer-Richardson N/H330,682.69
 Okolona Community Hospital116,743.41
 Okolona Drug Company79,207.32
 Foodway Family Pharmacy62,955.20
 Pearson's Discount Drugs62,932.40
 Griffin Discount Pharmacy43,422.81
 Stewart-Harris, Inc.43,397.16
 Estes Walgreen Drugs40,318.82
 Joseph H. Shoemaker, M.D.30,447.98
 Houlka Pharmacy25,624.19
 Edward K. Gore, M.D.23,354.39
 Houses Pharmacy22,032.50
 John E. Harris, M.D.20,699.47
 Charles Secreste, M.D.20,164.64
 Charles L. Simpson, M.D.19,089.90
 Victor Horn, M.D.15,409.69
 F. Lee Horn, M.D.14,219.13
 John D. Dyer, M.D.11,380.00

CHOCTAW

Choctaw County Nursing Home262,493.12
 Choctaw County Hospital230,181.15
 Moore Drug Co.68,299.87
 Crowder Drug Store58,762.55
 Edward Pennington, M.D.42,551.12
 Rester Discount Pharmacy38,502.52
 Hodges Pharmacy30,429.35
 John Shields, M.D.26,335.65
 William B. Okelly, M.D.21,081.65
 George Bounds, M.D.12,666.12

CLAIBORNE

| | |
|-------------------------------|------------|
| Claiborne County Hospital | 321,091.28 |
| Savrite Drugs Port Gibson | 134,103.65 |
| McDaniel Pharmacy | 102,038.04 |
| Roy M. Barnes, M.D. | 97,067.63 |
| David M. Segrest, M.D. | 53,205.13 |
| 61 Pharmacy | 23,698.68 |
| David M. Headley, M.D. | 19,282.45 |
| E.G. Ellis, Jr., D.D.S. | 18,560.62 |
| Claiborne Co. Health RHC | 12,593.72 |
| Claiborne Co. DN Health Prog. | 10,200.32 |

CLARKE

| | |
|--------------------------------|--------------|
| Archusa Conva Center | 1,040,979.61 |
| H.C. Watkins Memorial Hospital | 325,374.92 |
| Hammack Drug Company | 101,561.82 |
| Quitman Drugs | 72,578.88 |
| Crumbly Drug Store | 46,165.70 |
| Everitt Discount Drugs | 38,427.69 |
| Wheat Drug Co. | 29,902.02 |
| Donald Traxler, D.D.S. | 26,504.56 |
| Walter D. Gunn, M.D. | 22,430.26 |
| Samuel Marcus Allen, M.D. | 22,347.93 |
| James C. Graham, M.D. | 21,619.55 |
| Wayne D. Byrd, M.D. | 19,791.06 |
| Ivan Zamora, M.D. | 19,445.29 |
| Shubuta Discount Pharmacy | 15,772.37 |
| M. O'Neill, M.D. | 14,226.28 |
| Medicare Services Supply, Inc. | 12,452.96 |
| John W. Watkins, M.D. | 11,018.66 |

CLAY

| | |
|------------------------------|--------------|
| Care Inn West Point | 1,027,965.81 |
| Ivy Memorial Hospital | 614,189.47 |
| Rose Drug Co. Inc. | 202,246.31 |
| Robert T. Lott, M.D. Ltd. | 120,332.38 |
| Ronald, Powell, D.O. P.A. | 47,696.72 |
| Gibson Pharmacy | 44,516.44 |
| Harco Super Drug | 39,754.56 |
| William M. Billington, D.O. | 39,491.92 |
| Plaza Drug Company | 29,579.91 |
| Charles J. Nail, Jr., D.D.S. | 20,658.61 |
| McCullum Drug Store | 15,531.32 |
| Thomas N. Braddock, Jr. | 14,064.72 |
| H.D. Posey, D.D.S. | 13,741.70 |

COAHOMA

| | |
|---------------------------|--------------|
| NW MS Regional Med Center | 2,775,990.45 |
| Delta Manor | 1,766,384.55 |
| Greenbough Nursing Center | 362,975.30 |
| Haggard Drug Store, Inc. | 155,812.28 |
| Medi Center Pharmacy | 135,201.14 |
| Henderson Rexall Drugs | 131,120.78 |
| R. Red Roberts, D.D.S. | 128,216.58 |

| | |
|--------------------------------|------------|
| Economy Drugs | 127,980.51 |
| Malcolm D. Bailey, Jr. D.D.S. | 125,043.48 |
| Bouldin Marley, M.D. | 116,549.26 |
| Henry A. McCrory, M.D. | 110,360.53 |
| Glen L. Wegener, M.D. | 108,615.05 |
| Donald R. Ellis, M.D. | 102,419.76 |
| Williams Rexall Drug | 92,814.62 |
| Frank T. Marascalco, M.D. | 91,949.84 |
| Julius L. Levy, M.D. | 90,527.25 |
| Peggy J. Wells, M.D. | 51,201.49 |
| Super D Drugs #20 | 53,394.46 |
| William B. Bobo, M.D. | 44,733.52 |
| Carole Mangrem, M.D. | 37,963.47 |
| Van R. Burnham, Jr., M.D. | 36,419.43 |
| W. F. Clark, M.D. | 35,431.40 |
| Tom S. Cooper, M.D. | 32,940.18 |
| Westgate Drugs, Inc. | 30,695.14 |
| Robert E. Long, D.D.S. | 28,447.88 |
| Kidney Care RDU CLAR | 27,480.21 |
| Purvis W. Hill, Jr., M.D. | 26,758.60 |
| Er Phy. N. W. Ms Reg. Hospital | 24,961.32 |
| Melvin Ehrich, M.D. | 23,055.55 |
| John William Sullivan, D.D.S. | 23,041.17 |
| Home Care Med. System | 22,397.95 |
| Otha Williams, M.D. | 22,089.63 |
| Samy A. Hamway, M.D. | 22,000.55 |
| George C. Furr, M.D. | 21,889.44 |
| William S. Pollard, M.D. | 20,053.48 |
| Edgar W. Turner, D.D.S. | 16,842.86 |
| Edwin M. Hemness, M.D. | 16,648.53 |
| Grubbs Respiratory Service | 14,679.20 |
| Magee Taylor Burke Clinic | 14,657.47 |
| Alvin M. Labens, O.D. | 13,905.49 |
| Hugh H. Andrews, D.D.S. | 13,876.70 |
| W.B. Johnson, Jr., M.D. | 13,301.60 |
| Rodney W. Baine, M.D. | 12,990.06 |
| Jack Sartin, M.D. | 12,114.71 |
| Robert G. Traylor, O.D. | 11,916.09 |
| Clarksdale Surgical Clinic | 11,836.07 |
| Village Pharmacy | 11,758.05 |
| Optical Shoppe (The) | 10,407.54 |

COPIAH

| | |
|--------------------------------|------------|
| Pine Crest | 731,423.23 |
| Hardy Wilson Memorial Hospital | 428,148.75 |
| Biggs Drug Store, Inc. | 123,467.19 |
| Super D #123 | 101,907.91 |
| City Drug Store (Hazlehurst) | 98,427.98 |
| Allred Pharmacy, Inc. | 93,551.48 |
| City Drugs (Crystal Springs) | 57,984.47 |
| Ms Discount Drugs | 55,758.93 |
| Gammills Pharmacy | 46,780.71 |
| Fred McDonnell, M.D. | 44,793.85 |
| Lamar Puryear, Jr., M.D. | 41,911.98 |
| J. H. Long, M.D. | 40,874.46 |

| | |
|--------------------------------|-----------|
| Robert Dale, Jr., M.D. | 35,077.55 |
| Wesson Pharmacy | 34,655.70 |
| James R. Stingily, M.D. | 29,734.90 |
| Richard Akin, D.M.D. | 25,419.28 |
| Economy Drug Co. | 22,583.95 |
| Jerry B. Gulledege, M.D. | 21,268.70 |
| William M. Dabney, M.D. | 19,175.82 |
| Robert Windon III D.D.S. | 18,881.27 |
| Robert M. Akin M.D. | 17,111.74 |
| Luther D. Turner, M.D. | 15,862.76 |
| Charles Ezelle, D.D.S. | 14,489.08 |
| Thomas F. McDonnell, M.D. | 13,610.28 |
| Loren D. Breland, M.D. | 12,693.43 |
| Peter B. Perkins, D.D.S. | 10,583.07 |
| Van Winkle H H A | 10,528.58 |

COVINGTON

| | |
|-------------------------------------|------------|
| Covington County Hospital | 624,611.84 |
| Woodland Hills Nursing Home | 543,331.03 |
| C & C Drugs, Inc. | 107,373.94 |
| Clayton Drug Store, Inc. | 88,481.61 |
| Carrs Discount Drugs. | 84,190.67 |
| Charles C. Tyler, M.D. | 67,003.94 |
| Cranfords Drugs Store. | 53,235.96 |
| Powell Drugs Store. | 41,202.84 |
| Joseph E. Johnston, M.D. | 32,087.85 |
| Weston Folse, M.D. | 30,688.88 |
| Harlan B. Rogers, D.D.S. | 28,030.44 |
| Whites Discount Drugs | 27,262.32 |
| Charles P. Crenshaw, Jr., M.D. | 25,023.51 |
| Ernest P. Reeves, M.D. | 13,023.41 |
| James C. Bishop, D.D.S. | 12,582.96 |
| Billy J. Mayfield, D.D.S. | 10,177.09 |

DESOTO

| | |
|------------------------------------|------------|
| Southaven Health Care | 973,736.70 |
| Elliott W. Tucker, Jr., M.D. | 134,856.34 |
| DeSoto Discount Drugs | 118,374.07 |
| Hernando Pharmacy | 66,042.80 |
| Funderburks Drugs | 46,120.63 |
| Robert B. Seymour, D.D.S. | 41,708.85 |
| Wadsworth Clinic P.A. | 35,214.65 |
| Henry M. Wadsworth, Jr., M.D. | 32,403.82 |
| Hamilton Pharmacy | 32,302.47 |
| Hoovers Drug Store | 26,936.31 |
| Robert M. Cullen, M.D. | 24,959.00 |
| Super D Drugs #46 | 18,501.90 |
| David V. O'Brien, O.D. | 15,168.25 |
| Malcolm D. Baxter, Jr. | 14,889.60 |
| Skaggs Drug Center | 13,029.16 |
| Southaven Rexall Drugs. | 12,745.24 |
| Gregory Evans, D.D.S. | 12,411.71 |
| Oliver Drug Store | 10,828.51 |
| James Baube, O.D. | 10,147.56 |

FORREST

| | |
|---|--------------|
| Forrest City General Hospital | 3,208,637.94 |
| Conva Rest of Hattiesburg Northg. | 1,397,117.33 |
| Conva Rest, Inc. | 1,340,137.87 |
| Hattiesburg Conv. Center | 927,808.92 |
| Methodist Hospital. | 650,675.02 |
| Conva Rest of Petal | 440,479.25 |
| S Ms Home Health Agency | 142,848.40 |
| Pathology Laboratory | 119,440.81 |
| Conva Rest Pharmacy | 109,254.14 |
| Fairview Discount Pharmacy | 95,321.10 |
| Hattiesburg Rad Group Kobs | 86,213.25 |
| Mullican Pharmacy | 77,729.18 |
| Hattiesburg CI PA RDU | 77,354.59 |
| Marcus L. Hogan, III, M.D. | 73,125.37 |
| Hub City Pharmacy, Inc. | 70,895.70 |
| Gibsons Pharmacy | 57,570.83 |
| Home Health Agency Multico | 56,295.17 |
| Hattiesburg Radiology Group. | 55,847.64 |
| Donald G. Townsend, M.D. | 53,374.33 |
| Charles E. Greer, D.D.S. | 52,376.80 |
| Hattiesburg Conv. Center-Pharmacy. | 51,040.68 |
| Gambles Drugs, Inc. | 49,246.12 |
| Phillip W. Rogers, M.D. | 47,254.50 |
| Kelly R. O'Neal, Jr., M.D. | 41,888.32 |
| Medichek Med Screen Clinic | 38,324.90 |
| Hattiesburg Clinical Lab. | 38,281.88 |
| H. Lamar Gillespie, M.D. | 37,973.38 |
| Dan Reikes, M.D. | 37,889.99 |
| Petal Drug Co. | 36,930.42 |
| Love Drug Co., Inc. | 36,231.63 |
| Gibson Pharmacy 3 | 36,086.93 |
| Cohen Drug Company | 35,420.05 |
| Dorothy Gillespie, M.D. | 32,343.18 |
| Medi Sav Disc. Drugs, Inc. | 31,708.99 |
| Lawrence J. Naylor, D.D.S. | 29,585.36 |
| Hattiesburg Rad Grp Martin. | 29,402.38 |
| K & B #293 | 28,642.69 |
| Katz & Besthoff #248 | 28,139.01 |
| Kenneth J. Gaines, M.D. | 26,194.51 |
| Owl Drug Store | 26,040.63 |
| William R. Raulston. | 25,234.49 |
| Er Phy Forrest Gen. Hosp. | 25,001.37 |
| Green Eye Clinic P.A. | 23,894.46 |
| John H. James, M.D. | 23,551.53 |
| Home Health Care of MS | 23,542.70 |
| JW Drug Store | 22,560.79 |
| Minor L. Griffin, Jr., D.D.S. | 22,392.09 |
| Hattiesburg Rad Grp Whitac | 22,238.71 |
| John R. Jackson, Jr., M.D. | 21,971.56 |
| J. Stephen Cockerham, D.D.S. | 21,618.56 |
| Frank E. Jones, M.D. | 19,565.16 |
| S. Kimble Love, M.D. | 18,587.21 |
| Douglas W. Rouse, M.D. | 18,082.49 |

| | |
|--|-----------|
| Charles E. Guice III M.D. | 17,771.89 |
| Ralph T. Wicher, M.D. | 17,763.64 |
| Hattiesburg Rad Grp Reikes | 17,687.56 |
| William A. Morrison, M.D. | 17,588.30 |
| Kate N. Aseme, M.D. | 17,532.98 |
| Billie L. James M.D. | 17,123.00 |
| Goffery B. Hartwig, M.D. | 16,116.42 |
| Hattiesburg Rad Grp McCart | 16,012.13 |
| David M. Owen, M.D. | 15,784.28 |
| Orthopedic Clinic P.A. | 15,524.82 |
| Bennett Van York, D.D.S. | 15,517.91 |
| Lynn B. McMahan, M.D. | 15,197.96 |
| A. Jerald Jackson | 14,949.87 |
| Charles J. Parkman, M.D. | 14,818.18 |
| William A. Whitehead, M.D. | 14,809.18 |
| Dan R. Northy, M.D. | 14,406.59 |
| Gibson Pharmacy 2 | 14,203.93 |
| William R. Arnett, M.D. | 14,112.90 |
| K & B #291 | 14,112.32 |
| James E. Spence, M.D. | 14,051.15 |
| Grover W. Smith, D.D.S. | 13,983.55 |
| Hub City Home Health Service Inc. | 13,719.22 |
| Hattiesburg Rad Group Hale | 13,401.39 |
| Optometric Clinic P.A. | 13,312.81 |
| S MS Home Health | 13,110.46 |
| T.E. Ross III, M.D. | 12,915.65 |
| Eugene L. Shannon, M.D. | 12,892.62 |
| Mary Clark, M.D. | 12,784.09 |
| Bruce M. McCarthy, M.D. | 12,731.87 |
| Frank E. Dement III M.D. | 12,687.74 |
| John L. Pendergrass M.D. | 12,484.85 |
| Donald V. Conerly, M.D. | 12,475.65 |
| Hattiesburg Clinic | 12,253.66 |
| Hub City Pharmacy #2 | 12,124.64 |
| Charles E. Smith, M.D. | 12,032.10 |
| Douglas F. Thomas, M.D. | 11,953.76 |
| Ronald Kent, M.D. | 11,803.16 |
| Allen Karstens, M.D. | 11,802.93 |
| Terry Albert Lambert, D.D.S. | 11,648.20 |
| Surg Clinic of Hattiesburg, P.A. | 11,501.06 |
| Ralph E. Abraham, M.D. | 11,179.14 |
| Hattiesburg Rad Grp Steven | 10,550.84 |
| Charles E. Guice, M.D. | 10,310.28 |
| T. Eric Hale, M.D. | 10,206.34 |
| Joel R. Flynt M.D. | 10,079.99 |

FRANKLIN

| | |
|---|------------|
| Franklin County Memorial Hospital | 442,055.60 |
| Meadville Nursing Home | 437,135.41 |
| Peoples Drug Store | 71,891.64 |
| Kings Discount Pharmacy | 33,217.98 |
| Meadville Rexall Drugs | 30,087.09 |
| Sav U More Drugs | 25,396.07 |
| Super Save Drugs | 20,261.42 |

| | |
|-------------------------------------|-----------|
| Bude Clinic | 19,864.50 |
| Patterson's Discount Pharmacy | 19,768.32 |
| Mande D. Monta, M.D. | 19,612.82 |
| W. B. Larkin, Jr., M.D. | 18,775.14 |
| Edward J. Schmidt, M.D. | 15,984.76 |

GEORGE

| | |
|---------------------------------|------------|
| Glen Oakes Nursing Home | 537,113.73 |
| George County Hospital | 300,765.28 |
| Main Drug Co. (The) | 73,612.97 |
| T/A Edward Discount Drugs | 30,645.64 |
| Hospital Rexall Pharmacy | 28,862.49 |
| Als Pharmacy | 27,598.79 |
| Jim's Discount Drugs | 24,011.11 |
| James C. Brister, M.D. | 21,203.23 |
| Dayton E. Whites, M.D. | 18,438.37 |
| T.R. Shaw, M.D. | 18,153.92 |
| Raymond E. Tipton, M.D. | 17,291.74 |
| Community Med. Center | 14,484.00 |
| David James Conner D.D.S. | 13,807.83 |
| Ronald Van Cooley, D.D.S. | 13,542.02 |
| W. Scott Ash, D.D.S. | 12,465.95 |

GREENE

| | |
|---------------------------------|------------|
| Melody Manor Conv. Center | 514,533.48 |
| Greene Co. Ext. Care | 198,024.29 |
| Greene Co. Hospital | 73,178.60 |
| Dietz Drug Store | 52,719.96 |
| Hodges Pharmacy | 37,429.34 |
| State Line Drugs | 33,620.40 |
| Anse B. Howard III, M.D. | 16,084.53 |

GRENADA

| | |
|------------------------------------|--------------|
| Grenada County Hospital | 1,164,936.82 |
| Care Inn Grenada | 1,066,435.49 |
| Grandview Health Care Center | 1,005,480.04 |
| Marscalcos Sav More Drugs | 86,166.24 |
| Bonnars Pharmacy | 72,983.01 |
| Thomas E. Holden, M.D. | 70,847.65 |
| D. L. Harrison, Jr., M.D. | 65,874.72 |
| Dyre Kent Drug Co. | 64,932.29 |
| McClure Drug Company | 64,312.85 |
| Dyres Prescription Shop | 62,707.22 |
| Chaney's Pharmacy | 50,018.89 |
| E.S. Richardson, D.D.S. | 46,749.15 |
| Gibson Pharmacy | 43,415.64 |
| Brister Pharmacy | 42,345.19 |
| Mal S. Riddell D.O. | 40,090.51 |
| D. Brian Venters, M.D. P.A. | 37,852.21 |
| Guy R. Braswell, M.D. | 34,545.80 |
| James W. Fite, M.D. | 32,164.60 |
| Robert B. Townes, Jr., M.D. | 28,259.84 |
| M. C. Campbell, M.D. | 27,497.65 |
| Poe's Medi-Save Pharmacy | 24,388.37 |

| | |
|-----------------------------|-----------|
| Maurice G. Prevost, M.D. | 21,539.54 |
| John H. Coleman, D.M.D. | 21,315.45 |
| Howard Robertson D.D.S. | 19,127.42 |
| Marscalco Drugs | 17,648.89 |
| Gaines L. Cooke, M.D. | 17,339.94 |
| William B. Hunt, M.D. | 16,917.63 |
| Gene Z. Milic, M.D. | 13,160.92 |
| Thomas Weldon, M.D. | 11,753.81 |
| Er Phy Grenada Co. Hospital | 11,646.09 |
| Jafer N. Gheraibeh M.D. | 10,942.48 |

HANCOCK

| | |
|--------------------------------|------------|
| Hotel Reed Nursing Center | 567,410.84 |
| Hancock General Hospital | 396,455.11 |
| Wilcox Pharmacy | 38,515.20 |
| Quality Drugs #2 | 36,284.11 |
| Eckerd Drugs #504 | 34,240.15 |
| Vidanes E. Alcalen, M.D. | 27,537.31 |
| Thomas B. Murphree D.D.S. P.A. | 20,870.83 |
| Bertrand O. Sy, M.D. | 17,667.55 |
| Fahcy Drug Co. | 15,710.48 |
| Helen G. McGehee, M.D. | 14,041.48 |
| Allen J. Koskan, M.D. | 12,529.27 |
| Big B Discount Drugs #212 | 12,004.90 |
| Bertin Chevis M.D. | 11,613.77 |
| Han Jones D.M.D. | 11,119.53 |
| Revco Drug Center #2612 | 10,665.31 |

HARRISON

| | |
|-----------------------------------|--------------|
| Memorial Hospital | 2,469,391.04 |
| S MS Retardation Center | 1,608,245.04 |
| Miramar Lodge Nursing Home | 1,331,798.29 |
| Biloxi Regional Medical Center IN | 1,288,922.97 |
| Gulfport Conva Center | 819,040.30 |
| Driftwood Nursing Center | 689,196.12 |
| Gulf Coast Comm. Hospital | 482,968.91 |
| Dixie White House NH | 479,031.07 |
| Garden Park Comm. Hospital | 374,797.95 |
| T-D Drugs, Inc. | 163,029.28 |
| French Drug Co., Inc. | 144,455.06 |
| Oak Place Pharmacy, Inc. | 110,017.52 |
| Joseph R. Mitchell, M.D. | 78,546.59 |
| Emi Yamashiro, M.D. | 65,480.27 |
| Jones Brothers Drug Co. of Pass. | 64,661.27 |
| Medical Arts Pharmacy, Inc. | 62,042.90 |
| Robert J. Schmidt, M.D. | 49,467.65 |
| Eckerd Drugs #2046 | 48,626.22 |
| Fred H. Walker, M.D. | 48,447.80 |
| T.D. Pharmacy, Inc. | 44,814.55 |
| Henry K. Hillman, M.D. | 43,704.10 |
| William H. Murdock Jr., D.D.S. | 41,786.34 |
| Roy L. Irons, D.D.S. | 40,608.20 |
| Joseph L. Faison, M.D. | 35,078.02 |
| Felix H. Dunn, M.D. | 34,660.24 |

| | |
|---------------------------------|-----------|
| J.O. Tate, D.D.S. | 34,451.39 |
| Day Drug Company, Inc. | 34,368.30 |
| Er Phy Memorial Hospital | 31,796.51 |
| Broad Ave. Pharmacy | 31,323.71 |
| Economy Drugs | 31,155.02 |
| Quality Home Health Care | 29,663.27 |
| Don L. Sprabery, D.O. | 29,588.20 |
| Taylor Harris Drug Store | 29,243.69 |
| Lyman Discount Drugs | 29,224.27 |
| Kimbrough & Quint Drugs | 28,957.72 |
| A. Rhodes Perry Jr., M.D. | 26,177.11 |
| David Reeves, M.D. | 25,906.14 |
| P. Lance Barnes, D.O. | 24,555.63 |
| TNF Discount Pharmacy | 24,217.49 |
| Eddies Drug Store | 22,283.27 |
| William A. Smith, M.D. | 21,574.45 |
| Coastal Family Health Center | 20,538.25 |
| Prescription Center (The) | 20,141.30 |
| Beach Pharmacy, Inc. | 19,506.65 |
| Super D Drugs #36 | 19,320.85 |
| R. L. Colson, M.D. | 19,168.48 |
| Peter Andrew Norowski D.M.D. | 18,794.92 |
| Daniel O. Conwill D.D.S. | 16,873.34 |
| Gerald W. Segraves, D.D.S. P.A. | 16,826.45 |
| Sidney O. Brown, M.D. | 16,815.82 |
| Amser Ambulance | 16,648.34 |
| Thomas Lehman, M.D. | 16,267.05 |
| Er Phy Biloxi Reg. Med. Center | 16,112.71 |
| Professional HHS | 15,975.92 |
| Jason V. Smith, M.D. | 15,102.33 |
| Covichs Pharmacy | 15,078.08 |
| Richard C. Schmidt, M.D. | 15,051.79 |
| Sidney Wong, M.D. P.A. | 14,937.55 |
| Donald R. Rayner, M.D. | 14,853.56 |
| Mullers Pharmacy, Inc. | 14,717.22 |
| Carney A. Brice, D.D.S. | 14,316.33 |
| R.A. Mitchell, M.D. | 14,295.98 |
| Douglas C. Lanier, M.D. | 14,179.40 |
| Noel H. Johnson, M.D. | 13,836.37 |
| Nixon Street Pharmacy | 13,756.89 |
| Oney C. Raines III, M.D. | 13,737.52 |
| Barbara Bolling M.D. | 13,526.58 |
| D.A. Hopkins, M.D. | 13,382.82 |
| Big B Discount Drugs #211 | 13,289.34 |
| Crawford H. Cleveland, M.D. | 13,023.53 |
| Griffons Pharmacy | 12,857.76 |
| Patrick L. Pierce M.D. | 12,818.03 |
| Laura Sauls, M.D. | 12,683.71 |
| Eddie Cook Drugs | 12,601.95 |
| Sartin Discount Drugs Inc. | 12,583.25 |
| Prices Pharmacy | 12,487.77 |
| Don H. La Grone III, M.D. | 12,413.32 |
| Katz & Besthoff #211 | 12,401.35 |
| Edward H. Currie, M.D. | 12,224.44 |

| | |
|----------------------------|-----------|
| Katz & Besthoff #207 | 12,167.53 |
| S M and B Radiologist | 11,875.09 |
| Jerry R. Adkins, M.D. | 11,662.30 |
| Douglas G. Cosentino, M.D. | 11,451.41 |
| Michael O. Bourgeois M.D. | 11,194.53 |
| Harriet A. Murphy, M.D. | 10,737.53 |
| Triplett Day Drug Co. | 10,395.04 |
| Barnes Phillip-EPSDT | 10,249.30 |
| Audiology SP & LAN CL | 10,098.20 |
| John Douglas, M.D. | 10,081.07 |

HINDS

| | |
|---------------------------------------|---------------|
| University Hospital | 12,604,805.00 |
| MS St. Department of Health | 3,637,779.49 |
| MS Baptist Medical Center | 2,542,163.43 |
| Hinds General Hospital | 2,260,423.70 |
| St. Dominic Jackson Memorial Hospital | 1,479,059.78 |
| Clinton Country Manor | 1,035,420.07 |
| Albemarle Health Care Center | 1,026,518.96 |
| Manhattan Health Care Center, Inc. | 1,005,496.49 |
| Care Inn Clinton | 983,987.18 |
| MS Nursing Home | 711,221.23 |
| MS Methodist Hospital Rehab | 629,131.35 |
| Inglewood Manor, Inc. | 534,925.41 |
| Lakeland Nursing Center | 487,994.04 |
| Carter Guest Home | 448,038.42 |
| Community Nursing Home | 351,534.27 |
| Crawford Nursing Home | 349,935.66 |
| Magnolia Nursing Home | 341,186.69 |
| Rush Pharmacy Jackson | 279,767.66 |
| Cottage Grove Nursing Home | 279,118.74 |
| Whispering Pines Nursing Home | 268,407.05 |
| Compere Nursing Home | 234,773.98 |
| Humana Hospital Jackson | 229,526.58 |
| Kidney Care RDU | 180,127.66 |
| Main Drug Store, Inc. | 150,053.80 |
| Harlan Discount Drugs | 147,448.25 |
| UMC OBGYN Assoc-Martin | 113,189.58 |
| Central Children's Service | 106,203.10 |
| UMC OBGYN Assoc. Palmer | 103,871.30 |
| SW Drug Co., Inc. | 99,365.16 |
| UMC OBGYN Assoc-Morrison | 97,044.43 |
| Wesley Prater, M.D. | 95,738.84 |
| Terry Discount Drugs | 92,302.80 |
| Jackson-Hinds Comp. Health Center | 91,028.52 |
| SW Drugs #20 | 86,062.14 |
| Howard Medi Save Pharmacy | 82,782.65 |
| Raymond Drug Store | 82,520.01 |
| SW Drug Co., Inc. | 80,121.32 |
| John D. Bower, M.D. | 77,425.73 |
| UMC Path Assoc-O'Neal | 74,538.87 |
| Healthcare Suppliers | 73,695.97 |
| Ken Mays Medicine Shoppe | 73,240.43 |
| T P Discount Pharmacy | 67,082.59 |

| | |
|----------------------------------|-----------|
| Winsor V. Morrison, M.D. | 67,075.33 |
| STA Home HHA | 64,883.78 |
| Cortez McFarland, M.D. | 64,597.25 |
| UMC OBGYN Assoc-Rivlin | 63,438.36 |
| Super D Drugs No. 101 | 62,349.78 |
| Richard Miller, M.D. | 61,734.54 |
| MS Children's Rehab Center | 61,393.27 |
| UMC OBGYN Assoc.-Meeks | 59,971.36 |
| William F. Hand, D.D.S. | 59,648.31 |
| R. Kirk Smithhart, O.D. | 59,388.84 |
| UMC OBGYN Assoc-McGehee | 59,380.02 |
| MR Disc. Durgs of S Jackson | 57,820.98 |
| Harvey C. Sanders, M.D. | 56,882.35 |
| Eckerd Drugs #597 | 54,272.76 |
| Clara T. Jones | 53,614.10 |
| Bobby J. Heath, M.D. | 53,210.97 |
| UMC RAD Assoc-Blumenthal | 52,775.85 |
| OB GYN Assoc-Cowan | 51,068.98 |
| Maurice James M.D. | 50,808.94 |
| Thrifty Drugs Store #1 | 49,557.04 |
| Foster Medical Jackson | 47,935.29 |
| Guy Ford Rowland, D.D.S. | 47,691.60 |
| Anderson Drug & Gift Center | 45,853.43 |
| Prescription Center-Jackson | 45,811.99 |
| Malcolm P. Taylor, M.D. | 45,750.48 |
| UMC OBGYN Assoc-Sampson | 42,745.96 |
| Capitol Drug Company | 42,026.90 |
| Patricia Norman, M.D. | 41,474.21 |
| Billy N. Watkins, M.D. | 41,462.71 |
| Mooreco Drug | 40,907.02 |
| Edwards Pharmacy | 40,878.08 |
| Luther C. Fisher III M.D. | 40,126.98 |
| Super D Drug #28 | 39,748.91 |
| Marjorie Hendrickson, M.D. | 39,533.45 |
| UMC OBGYN Assoc-Wiser | 38,691.73 |
| Leon W. Binns, M.D. | 38,292.09 |
| Seshadri Raju, M.D. | 38,112.56 |
| C. J. Moran, Jr., M.D. | 36,860.27 |
| Howard Medi Save Pharmacy | 36,063.41 |
| James D. Mitchell, M.D. | 35,640.26 |
| James A. Joransen, M.D. | 34,754.82 |
| Reynaldo Rodriguez, M.D. | 34,498.65 |
| Super D Drugs #24 | 33,563.38 |
| UMC RAD Assoc.-Russell | 33,360.35 |
| Samuel B. Johnson, M.D. | 33,097.87 |
| Voice of Calvary Health Center | 33,076.57 |
| Er Phy Ms Baptist Medical Center | 32,787.46 |
| UMC OBGYN Assoc.-Wiener | 32,393.08 |
| Treasury Drugs #7831 | 32,346.82 |
| Home Health Care MS Sub-Unit | 30,795.65 |
| Roy Wilson, M.D. | 30,681.87 |
| Jackson Rad Assoc. P.A. | 29,812.88 |
| UMC RAD Assoc-Harrison | 29,623.00 |
| Robert Smith, M.D. | 29,477.40 |
| E. L. Gieger, M.D. | 29,469.19 |

| | | | |
|--------------------------------------|-----------|------------------------------------|-----------|
| Glen R. Graves, M.D. | 29,006.24 | Frazier E. Ward | 18,007.76 |
| Douglas E. Gorman, M.D. | 28,744.09 | Lee L. Cope, D.D.S., P.A. | 17,937.46 |
| Radiological Group P.A. | 27,859.76 | Alan Freeland, M.D. | 17,823.33 |
| Herbert Myers, M.D. | 27,820.49 | UMC Anes Assoc. | 17,720.55 |
| Professional Ambulance Service. | 27,591.51 | Maravillosa Alqueza, M.D. | 17,665.72 |
| UMC RAD Assoc-Flowers | 27,341.60 | Phys Anes Group | 17,601.05 |
| Ernest L. Rankin M.D. | 27,087.78 | Philip G. Rhodes, M.D. | 17,540.45 |
| Metro Discount Drugs | 26,518.64 | Jerome A. Carroll, M.D. | 17,396.57 |
| C. E. Jones, Jr., D.D.S. | 26,269.17 | Clarence J. Kees, III, M.D. | 17,265.90 |
| Carson Linda Johnson, O.D. | 26,258.66 | Jackson-Hinds Health Center | 17,258.11 |
| William K. Sutherland, M.D. | 26,179.51 | UMC Rad Assoc-Routh. | 17,258.08 |
| Bradford Brent Drugs | 26,163.80 | Van Winkle HHA Inc. | 17,201.65 |
| Er Phy University Hospital | 25,763.11 | Samuel Jones, M.D. | 17,126.31 |
| Charles R. McCollum Jr., M.D. | 25,266.12 | Joseph Spencer Young, D.M.D. | 16,860.09 |
| Jackson Medical Assn. P.A. | 25,142.58 | Richard C. Boronow, M.D. | 16,756.67 |
| Super D Drugs #33 | 25,105.32 | David G. Watson, M.D. | 16,755.50 |
| MS Artificial Limb Co. | 24,801.58 | UMC RAD Assoc.-Hickman | 16,750.93 |
| UMC RAD Assoc. | 24,630.22 | Anthony B. Petro, M.D. | 16,279.34 |
| Lakeland Surgical Clinic | 24,505.43 | Andrew C. Taylor, D.M.D. | 16,227.96 |
| UMC UROI -Krueger | 23,680.64 | O. Lee Doss, D.D.S. | 16,175.58 |
| George Lyons, M.D. | 23,176.65 | Brents Drugs | 16,156.58 |
| James Anderson, M.D. | 23,173.71 | UMC RAD Assoc.-Cranston | 16,151.66 |
| Joels Super Discount Drugs | 23,074.90 | R. Arnold Smith, M.D. P.A. | 16,079.40 |
| Serve U Home Health | 22,725.18 | Thomas A. Baines, M.D. | 15,916.87 |
| Susan B. Campbell M.D. | 22,117.76 | W. Michael Vise, M.D. | 15,634.78 |
| Univ. Rad Assoc. B Patel | 21,973.70 | Super D Drug #51 | 15,606.89 |
| Carrol F. Landrum, M.D. | 21,875.67 | James D. Hardy, M.D. | 15,532.49 |
| Willie J. Hill, D.D.S. | 21,715.08 | Wilhelmina F. Oreilly | 15,507.23 |
| Robert A. Sanford, M.D. | 21,610.96 | Mary C Jones Dental Clinic | 15,342.74 |
| UMC RAD Assoc.-Gray | 21,543.52 | Hinds Urology Clinic P.A. | 15,338.81 |
| Delors E. Magee, Jr., M.D. | 21,365.92 | Otrie B. Hickerson, M.D. | 15,328.65 |
| Irvin Henderson, D.D.S. | 20,964.15 | Guy T. Vise, Jr., M.D. | 15,243.22 |
| Daksha M. Patel, M.D. | 20,939.79 | UMC RAD Assoc.-Patel R | 15,158.76 |
| Charles Robertson M.D. | 20,655.44 | Richard L. Blount, M.D. | 15,125.11 |
| Central Miss HHA | 20,538.16 | John P. Mladineo, M.D. | 14,813.79 |
| Clinical Path Lab | 20,504.75 | Carl H. Boykin, D.D.S. | 14,718.74 |
| Alexander Haick, M.D. | 20,380.09 | Hollmans Pharmacy. | 14,595.62 |
| Utica Drug Company | 20,331.86 | Joseph Booker, Jr., M.D. | 14,516.18 |
| Lakeland Radiologists P.A. | 20,258.43 | Tellis B. Ellis III M.D. | 14,498.07 |
| Starkey L. Hudson, M.D. | 19,897.26 | W. T. Rueff, M.D. | 14,494.52 |
| Clinton Cavett M.D. | 19,872.94 | Martin Dalton, M.D. | 14,478.28 |
| James B. Barlow, M.D. | 19,809.23 | Gill Drugs, Inc. | 14,422.60 |
| William Patrick Edgar, D.D.S. | 19,775.44 | UMC RAD Assoc.-Rhoden. | 14,418.38 |
| Fred McMillan, M.D. | 19,773.95 | Beverly A. McMillian, M.D. | 14,343.28 |
| MS Discount Drugs #3 | 19,483.75 | J. M. Montalvo, M.D. | 14,336.86 |
| Reveco Drug Store No. 1531 | 19,406.52 | Central Ortho Clinic P.A. | 14,303.55 |
| Jackson-Hinds Cm Health-Utica | 19,126.60 | UMC RAD Assoc-Connors. | 14,296.98 |
| Dan Emory Smith M.D. | 18,812.34 | Gastrointestinal Assoc. P.A. | 14,274.73 |
| William F. Lynch, M.D. | 18,790.40 | Super D Drugs #34 | 14,268.90 |
| Albert B. Britton, Jr., M.D. | 18,635.35 | Ching Chen J. M.D. | 14,066.97 |
| William M. Aden, M.D. | 18,587.75 | Fred Rushton, Jr., M.D. | 13,996.01 |
| James L. Hughes, Jr., M.D. | 18,484.51 | Patrick H. Lehan, M.D. | 13,725.43 |
| ER Phy Hinds General Hospital | 18,478.83 | UMC RAD Assoc.-Gibson | 13,544.70 |
| Waymond L. Rone, M.D. | 18,468.64 | William A. Neely, M.D. | 13,314.58 |
| Vinod K. Anand M.D. | 18,436.66 | Mooreco Inst. Pharmacy Sales | 13,171.79 |

| | |
|---------------------------------|-----------|
| Brooks Griffin, M.D. | 12,839.08 |
| Morris T. Reagan, M.D. | 12,804.19 |
| Robert Ball, M.D. | 12,786.05 |
| Robert P. Russell, M.D. | 12,759.03 |
| Tom Louis, M.D. | 12,740.32 |
| William Ashford, M.D. | 12,737.45 |
| Reuel May D.D.S. | 12,689.02 |
| A. B. Britton, III, M.D. | 12,681.37 |
| Henry B. Tyler, M.D. | 12,665.27 |
| Treasury Drug Center #838 | 12,611.38 |
| Service Drug Co. | 12,541.30 |
| Charles O'Mara M.D. | 12,534.49 |
| Prescription Shoppe | 12,486.64 |
| Ernest D. Reynolds, M.D. | 12,484.38 |
| Martin H. McMullan, M.D. | 12,362.29 |
| UMC OBGYN Assoc-Barnes | 12,211.01 |
| Charles Leonard, D.D.S. | 12,103.89 |
| Larry R. Lipscomb, M.D. | 12,024.47 |
| Gloria G. Johnson, D.M.D. | 11,880.11 |
| Drs. Nix and Berry | 11,751.62 |
| University Int. Med. Assoc. | 11,699.83 |
| John P. Kapp, M.D. | 11,663.72 |
| Farlows Pharmacy, Inc. | 11,450.82 |
| Charles W. Emerson, M.D. | 11,348.54 |
| Sims Prosthetic-Ortho | 11,262.91 |
| Ronald Luethje, M.D. | 11,261.03 |
| James W. Maher, M.D. | 11,239.65 |
| Eckerd Discount Drugs #177 | 11,220.36 |
| Frank R. Briggs, M.D. | 11,086.12 |
| UMC Int. Med-Bower | 11,059.58 |
| Raul E. Valenzuela, M.D. | 11,059.01 |
| E. H. Finch, D.D.S. | 11,055.57 |
| Fireamco Equipment Co., Inc. | 11,026.74 |
| Houston Discount Drugs | 11,012.19 |
| UMC Pl. Surg-Wallace | 10,934.88 |
| Jasmine R. Owen-Chapman, D.D.S. | 10,752.14 |
| David L. Jones, D.D.S. | 10,587.73 |
| K & B #288 | 10,523.62 |
| Urology Assn. of Jackson | 10,385.47 |
| William H. Rosenblatt, M.D. | 10,216.05 |
| Robert O. May, M.D. | 10,196.33 |
| Cooks Prosthetics | 10,183.72 |
| Robert Vandergriend, M.D. | 10,076.43 |

HOLMES

| | |
|------------------------------|------------|
| Holmes County Comm. Hospital | 901,515.20 |
| Peoples Rexall Drugstore | 237,070.20 |
| Haire Drug Center | 223,712.58 |
| Henrich Drug Store | 218,303.34 |
| J. Rhett Presley D.D.S. | 179,689.68 |
| District 2 Comm. Hospital | 143,047.34 |
| Howell & Heggie Drug | 108,505.80 |
| John G. Downer, M.D. | 102,143.35 |
| Pickens Pharmacy | 86,485.08 |

| | |
|-------------------------------|-----------|
| Charles W. Campbell, M.D. | 68,159.87 |
| Rebecca's Drug | 67,454.30 |
| Ferguson Drugs | 57,716.39 |
| Sidney A. Johnson, M.D. | 50,252.01 |
| Johnny B. Bills, M.D. | 44,142.44 |
| Hugh L. Gowan, M.D. | 36,440.16 |
| Terry Reiff, D.O. | 34,422.41 |
| Arnold's Super Discount Drugs | 29,384.62 |
| Ronnie S. Christian, M.D. | 25,699.31 |
| Roy L. Smith, M.D., | 21,044.40 |
| James E. Nicholas, D.D.S. | 20,934.30 |
| ER PHY Holmes County Hospital | 14,309.42 |
| Coy E. Patton, D.D.S. | 13,957.66 |
| Loy W. Nations, O.D. | 11,699.59 |
| Arthur A. Derrick, Jr., M.D. | 10,900.50 |

HUMPHREYS

| | |
|-------------------------------|------------|
| Humphreys County Nursing Home | 483,901.21 |
| Humphreys City Hospital | 415,148.45 |
| Stubbs Drug Store (Belzoni) | 179,392.81 |
| Gortons Pharmacy | 175,745.27 |
| Turners Drugs Store, Inc. | 174,155.98 |
| Longs Drug Store | 108,506.21 |
| Robert D. Newton, D.M.D. | 92,883.15 |
| Walter M. Gorton, M.D. | 92,202.31 |
| William Touchstone, M.D. | 90,587.41 |
| Mid Delta HHA | 73,388.25 |
| Stubbs Drug Store (Isola) | 39,041.65 |
| Toxey E. Hall, M.D. | 35,498.53 |
| Samuel C. Sugg, M.D. | 33,889.68 |
| Clinic Pharmacy | 33,002.18 |
| J. Lee Valentine, D.O. | 13,870.46 |
| James L. Houston, O.D. | 11,815.54 |

ITAWAMBA

| | |
|------------------------------|--------------|
| Daniels Nursing Home | 1,152,769.30 |
| Itawamba County Hospital | 223,242.70 |
| The Apothecary Shop | 63,681.00 |
| Prescription Center - Fulton | 60,063.95 |
| Fulton Drug Company | 47,005.45 |
| S & W Pharmacy, Inc. | 44,874.56 |
| Garrys Drugs | 29,935.63 |
| Mantachie Pharmacy | 19,926.40 |
| Billy T. Collum, M.D. | 19,081.18 |
| G.A. Tubb, M.D. | 16,623.48 |

JACKSON

| | |
|------------------------------|--------------|
| Singing River Hospital | 2,401,791.51 |
| Plaza Nursing Center | 773,661.22 |
| Gulf Coast Nursing Home | 693,372.55 |
| Ocean Springs Nursing Center | 274,776.01 |
| ER PHY Sing. River Hospital | 45,982.22 |
| Medical Arts Pharmacy | 44,025.48 |
| J. Richardo Merlos, M.D. | 34,987.24 |

| | |
|--------------------------------------|-----------|
| Ray A. St. Romain, M.D. | 34,907.84 |
| Paul H. Moore, M.D. | 33,857.83 |
| Eckerd Drugs #2068 | 30,695.87 |
| Reuben P. Morris, M.D. | 28,884.42 |
| Medi Mart Pharmacy | 28,602.80 |
| Pas Point Discount Drugs | 26,351.08 |
| Julius A. Bosco, M.D. | 25,472.56 |
| Lovelace Drug Store | 24,930.96 |
| James H. Halbrook, D.D.S. | 23,660.78 |
| Alan J. Clark, M.D. P.A. | 23,387.86 |
| Sav Rex Pharmacy | 22,129.58 |
| Escatawpa Pharmacy | 21,055.86 |
| Katz & Besthoff #245 | 19,982.38 |
| Cavers, Inc. | 17,903.04 |
| George M. Henneberger, M.D. | 17,598.05 |
| Pascagoula Drug Co. | 17,290.79 |
| Sav Rex Pharmacy | 17,265.80 |
| Jeffrey L. Sauls, M.D. | 17,021.33 |
| Pattersons Pharmacy | 16,888.39 |
| Revco Drug Center | 16,861.50 |
| Glyn R. Hilbun, M.D. | 16,712.20 |
| Gulf Coast Drugs | 14,300.33 |
| Eckerd Pascagoula In. | 14,300.19 |
| Burnham Drug Co., Inc. | 13,391.88 |
| Cliford Seyler, M.D. | 13,335.39 |
| Daniel J. Enger, M.D. | 13,108.92 |
| Thomas R. Singley, M.D. | 12,528.96 |
| Community HHA. | 12,237.14 |
| David Burnett D.O. | 12,196.57 |
| C. D. Whigham, M.D. | 12,159.55 |
| Vancleave Drugs | 12,016.10 |
| Hurley Discount Drugs & Variety | 11,609.30 |
| Alfred E. McNair, Jr., M.D. | 11,371.19 |
| Robinson Lane Surg. Clinic | 10,803.01 |
| Edward S. Hoffman, M.D. | 10,724.44 |
| John C. Lamey, Jr., D.D.S. | 10,662.69 |
| Marion Tucker, M.D. | 10,644.52 |
| Southern HHA, Inc. | 10,412.06 |
| William M. Overstreet, D.D.S. | 10,354.29 |
| S.E. Wilson, Jr., D.D.S. | 10,133.94 |

JASPER

| | |
|----------------------------------|------------|
| Jasper Health Care-Hospital | 888,378.18 |
| Standard Drug Store | 96,753.34 |
| James's Discount Drugs | 70,322.50 |
| Bay Center Drugs | 57,807.52 |
| Barnett Pharmacy | 47,849.74 |
| William R. Eure, M.D. | 37,598.06 |
| Adron K. Lay, M.D. | 34,148.96 |
| Heidelberg Pharmacy, Inc. | 33,338.58 |
| Oscar J. Briseno, M.D. | 26,069.12 |
| Samuel M. Massey, D.D.S. | 24,311.42 |
| Jerald S. Hughes, M.D. | 14,708.06 |
| Hughes Hadley Clinic | 14,181.12 |

JEFFERSON

| | |
|---|------------|
| Jefferson County Hospital | 724,578.38 |
| Sav-Rite Drugs of Fayette | 147,185.36 |
| Shanti Pandey, M.D. | 105,576.75 |
| Willie L. McArthur, M.D. | 87,966.08 |
| Marron Bankston, Inc. | 82,847.27 |
| James S. Mangum, D.D.S. | 28,716.28 |
| Medger Evers Comp. HHA. | 19,685.27 |
| Jeff Comp. Health Center Pharmacy. | 18,290.41 |
| Chong Hee Park M.D. | 15,734.34 |

JEFFERSON DAVIS

| | |
|--------------------------------------|------------|
| Jefferson Davis City Ref. | 473,672.15 |
| Jefferson Davis County Hospital | 298,195.52 |
| Hudson Drugs | 170,042.35 |
| Palace Drug Store | 96,401.43 |
| Myron L. Arrington, M.D. | 43,502.16 |
| Bullocks Discount Pharmacy | 41,042.78 |
| Dinesh Goel, M.D. | 37,003.42 |
| David B. Cloyd, D.D.S. | 35,103.62 |
| Fred's Pharmacy | 34,157.94 |
| City Drug Store. | 29,557.32 |
| Frank L. Leggett, M.D. | 22,208.65 |
| James R. Dumas, D.D.S. | 16,281.96 |
| Ralph Fortenberry, M.D. | 14,170.49 |

JONES

| | |
|-------------------------------------|--------------|
| Ellisville State School | 6,002,550.00 |
| Lakeview Nursing Home | 1,777,040.93 |
| Jones County Comm. Hospital | 1,247,318.36 |
| Hearthside Haven Nursing Home. | 997,411.37 |
| Jones County Rest Home | 866,598.01 |
| S MS State Hospital | 517,776.00 |
| Davison Rest Home | 357,233.54 |
| Nucare Convalescent Center | 332,192.01 |
| Therrell Drug Store, Inc. | 78,883.90 |
| Read Drugs | 66,602.16 |
| Laurel General Hospital | 60,282.85 |
| Dons Drugs | 52,842.18 |
| Blackledge Discount Drugs Inc. | 50,414.51 |
| Ellisville Municipal Hospital | 47,470.32 |
| Lakeview Nursing Home-Pharmacy | 45,155.34 |
| Thirteenth Avenue Pharmacy | 44,901.22 |
| Johnston Drug Store | 44,419.97 |
| Carter Wells Discount Drugs #1 | 40,014.37 |
| Ernest McCraw, M.D. | 39,781.49 |
| Dikets Professional Drugs | 35,882.68 |
| Wells Discount Drugs. | 29,700.02 |
| Radiology Assoc. P.A. | 29,685.62 |
| Thomas Pharmacy | 26,266.48 |
| Thomas F. Leggett Jr., D.D.S. | 25,670.25 |
| Jones Co. Medical Supply Inc. | 25,037.91 |
| Wallace Rexall Drugs | 22,691.63 |
| James J. Morrison, Jr., M.D. | 22,339.21 |

| | |
|--------------------------------------|-----------|
| Rex W. Collins, M.D. | 20,910.74 |
| ER PHY Jones Co-Hospital | 20,371.92 |
| B. R. Patel, M.D. | 20,357.45 |
| Carter Wells Discount Drugs #2 | 20,108.99 |
| Henry W. Dewitt, Jr., M.D. P.A. | 19,822.05 |
| Cecil T. Williams, M.D. | 18,941.34 |
| Williams Drugs | 18,835.61 |
| Laurel Renal Dial Center | 18,746.95 |
| Kent B. Leggett, D.M.D. | 18,595.35 |
| Sumrall Drug Store | 18,373.55 |
| Robert R. Applewhite, M.D. | 18,335.40 |
| Alton F. Moss, M.D. | 17,955.90 |
| McKinley Blackledge Drug | 17,476.82 |
| R. H. Mehta, M.D. | 17,040.30 |
| Katz & Besthoff, Inc. #283 | 16,311.75 |
| C. D. Bouchillon III, M.D. | 16,250.13 |
| Clyde R. Allen, M.D. | 15,580.04 |
| Eckerd Discount Drugs #150 | 15,190.01 |
| C. G. Hull III, M.D. | 15,173.72 |
| Hugh W. Stancill III M.D. | 14,815.45 |
| James R. Russell, M.D. | 14,703.65 |
| James A. Pittman, M.D. | 13,551.89 |
| Huff Children Health Screen S | 13,176.20 |
| Laurel Bone and Joint Clinic | 12,727.83 |
| Eric E. Lindstrom, M.D. | 12,492.08 |
| James Chapman Waites, M.D. | 12,405.99 |
| Carter Drug Co. | 12,341.31 |
| James C. Smith, M.D. | 12,113.55 |
| Laurel Family Clinic | 11,088.10 |
| T. H. Blake, Jr. M.D. | 10,965.79 |
| Thomas S. Rowland, Jr., D.D.S. | 10,891.14 |

KEMPER

| | |
|----------------------------------|------------|
| Kemper County Nursing Home | 528,901.97 |
| Kemper County Hospital | 190,939.20 |
| Vandevender Drug Store | 102,781.10 |
| Adams Drug, Inc. | 80,757.22 |
| Prentiss F. Keyes, M.D. | 19,181.31 |
| J. L. Smith, M.D. | 17,834.99 |

LAFAYETTE

| | |
|--------------------------------------|--------------|
| N MS Retardation Center | 4,038,981.00 |
| Gracelands, Inc. | 1,038,110.40 |
| Oxford Lafayette City Hospital | 716,807.21 |
| Golden Years Retirement | 180,102.54 |
| James W. Rayner, M.D. | 109,155.07 |
| Gathright Reed Drug Company | 51,305.77 |
| Thomas S. Glasgow, M.D. | 41,116.98 |
| Chaney's Eastgate Pharmacy | 35,565.65 |
| Art's Prescription Center | 33,835.79 |
| G & M Pharmacy | 31,653.11 |
| Oxford Medical Center Pharmacy | 30,452.34 |
| Billy Joe Jordan, M.D. | 29,436.69 |
| Covin M. Jordan, M.D. | 28,816.66 |

| | |
|------------------------------------|-----------|
| Wayne T. Lamar, M.D. | 25,582.60 |
| Blaylocks Drug Store | 25,073.38 |
| Mid Town Drugs | 23,119.26 |
| Walters Discount Drugs | 20,592.56 |
| Leslie Drugs, Inc. | 20,480.41 |
| William H. Henderson, M.D. | 20,254.22 |
| Ira Lamar Couey, M.D. | 18,146.55 |
| Magnolia Health Service, Inc. | 17,478.09 |
| John P. McLaurin, M.D. | 15,762.63 |
| William E. Sumners, M.D. | 12,560.77 |
| James M. Foster, M.D. | 10,776.31 |

LAMAR

| | |
|-----------------------------------|------------|
| Adventist Health Center | 875,462.86 |
| Lumberton Citizens Hospital | 218,128.59 |
| Citizens Drug #2 | 103,492.90 |
| Hudson Rexall Drugs | 71,146.98 |
| Johns Discount Drugs, Inc. | 66,902.98 |
| Lumberton Drugs, LTD | 42,869.02 |
| Sumrall Drug Store | 38,917.33 |
| Daniel J. Stepp, M.D. | 36,171.06 |
| Bob Henry Parker, D.D.S. | 23,663.25 |
| Johns Discount Drugs, Inc. | 23,509.83 |
| Warren B. Dale, Sr., M.D. | 18,794.19 |
| Richard D. Vincent, D.D.S. | 16,202.32 |
| Thomas McFarland, M.D. | 15,629.57 |
| Angus M. McBryde, M.D. | 14,182.45 |
| William H. Vann Jr., D.D.S. | 10,549.55 |

LAUDERDALE

| | |
|---------------------------------------|--------------|
| E Miss. State Hospital N/H | 2,201,077.30 |
| Broadmoor Health Care Center | 912,197.58 |
| Matty Hersee Hospital | 891,133.00 |
| Meridian Regional Hospital | 832,071.01 |
| F. G. Riley Memorial Hospital | 524,993.32 |
| Meridian Conva Home | 503,964.44 |
| Meridian Nursing Center | 495,259.32 |
| Queen City Nursing Center | 410,199.96 |
| Rush Foundation Hospital | 354,689.68 |
| Jeff Anderson Memorial Hospital | 338,755.64 |
| Golden Sunset Guest Home | 303,419.43 |
| Don Waldrons Discount Drug | 258,340.68 |
| Meridian Pathology Lab. LTD | 160,047.63 |
| Tutor Drug, Inc. | 155,682.14 |
| Mr. Discount Drug Inc. #3 | 154,597.55 |
| Eugene Hunter D.D.S. | 108,137.36 |
| Walter R. Holladay, M.D. | 83,957.44 |
| Rayner Drug Store | 73,224.60 |
| Mr. Discount of Meridian #2 IN | 63,215.61 |
| Wendell H. Cook, M.D. | 45,335.92 |
| Kidney Care Meridian | 44,277.43 |
| ER PHY Matty Hersee Hospital | 37,990.39 |
| Eckerd's Drug Store #134 | 33,918.49 |
| Home Health Care Meridian | 33,859.07 |

| | |
|-----------------------------------|-----------|
| Matty Hersee Outpatient Pharmacy | 31,954.85 |
| J.T. Callahan, M.D. | 27,646.92 |
| A. Gary Boone, M.D. | 27,143.03 |
| Mr. Discount Drug of Collinsville | 25,722.03 |
| Meridian Orthopedic | 24,022.00 |
| E.E. Robinson, Jr., M.D. | 23,957.13 |
| Charles A. Ray, III M.D. | 22,260.42 |
| William Dudley, Jr., M.D. | 21,289.34 |
| Internal Medicine Assoc. | 20,270.69 |
| Howard Medi Save Pharmacy | 18,943.52 |
| Reginald P. White M.D. | 18,838.17 |
| Woody D. Davis, M.D. | 18,803.83 |
| Anderson Pharmacy | 18,698.23 |
| Hospital Discount Drugs | 18,586.74 |
| Sullivan Lui Hur and Ray | 18,578.49 |
| Frederick R. Hunt, M.D. | 18,224.96 |
| Howard Medi Save Pharmacy | 17,547.97 |
| Rush FDTN Hospital Pharmacy | 17,049.40 |
| Lauderdale Co. Emerg. Amb. Ser. | 16,351.61 |
| John C. Clay, M.D. | 16,322.47 |
| Milton R. Raines, M.D. | 15,956.61 |
| Medical Arts Surgical Group | 15,564.31 |
| A. Wayne Sullivan, M.D. | 14,816.90 |
| Anthony J. Santangelo, M.D. | 14,404.46 |
| Medicine Shoppe | 14,190.98 |
| William F. Reid, M.D. | 14,009.82 |
| Fredrick Lang, M.D. | 13,163.45 |
| Thomas H. Greer, M.D. | 12,717.52 |
| Arthur M. Martin, M.D. | 12,086.62 |
| Roger Covington, D.D.S. | 11,762.67 |
| Robert M. Graham, M.D. | 11,673.62 |
| Meridian Anes Group | 11,405.75 |
| David M. Gilmore, D.M.D. | 10,878.45 |
| Robert L. Jordan, Jr., M.D. | 10,826.19 |
| Ramon R. Luina, M.D. | 10,581.20 |
| Thomas D. Crowson M.D. | 10,069.67 |

LAWRENCE

| | |
|----------------------------------|------------|
| Lawrence City Medical Center-SNF | 558,041.42 |
| Lawrence County Hospital | 475,938.26 |
| Hudson Pharmacy #1 | 163,134.22 |
| Brantley B. Pace, M.D. | 54,093.58 |
| Wellborn Save On Drugs | 52,358.50 |
| Jimmy's Discount Drugs | 50,827.49 |
| Lee's Drug Store | 39,732.18 |
| Richard G. Burris, M.D. | 31,126.32 |
| Earl Martin, M.D. | 27,281.42 |
| John W. Waller, M.D. | 20,163.24 |
| E. Gordon King, M.D. | 18,751.44 |
| Daniel G. Martindale D.D.S. | 15,049.22 |
| Phils Pharmacy | 10,097.71 |

LEAKE

| | |
|-----------------------------------|------------|
| Carthage Health Care Center, Inc. | 847,512.95 |
| Leake Co. Ext. Care Unit | 334,712.90 |

| | |
|--------------------------------|------------|
| Thaggards Hospital, Inc. | 228,005.22 |
| Hospital Discount Drugs | 150,021.58 |
| City Drug Store | 96,211.38 |
| Carthage Discount Drugs | 82,443.70 |
| Super Discount Drug Store | 79,320.68 |
| Leake County Memorial Hospital | 79,179.75 |
| Leake Drug Company | 60,415.93 |
| David Moody, M.D. | 47,324.85 |
| Lamar A. Thaggard, M.D. | 31,222.02 |
| William M. Myers, II D.M.D. | 29,563.35 |
| Prescription Shop (The) | 23,990.60 |
| James F. Mayfield, M.D. | 23,005.63 |
| Frank W. Bowen, M.D. | 20,512.15 |
| Wesley Parkhurst, Jr., M.D. | 14,454.10 |
| Thomas Gross II D.M.D. | 13,869.10 |

LEE

| | |
|-------------------------------|--------------|
| N MS Medical Center | 3,118,249.03 |
| Tupelo Manor Nursing Home | 1,221,613.45 |
| Lee Manor Nursing Home | 927,951.57 |
| Cedars Health Center | 725,518.11 |
| N MS Dialysis Service, Inc. | 151,847.62 |
| Roys Prescription Shop | 81,072.84 |
| Medical Arts Pharmacy | 76,717.62 |
| T & S Pharmacy | 67,962.67 |
| Internal Medicine Assoc. | 61,418.24 |
| McDuffie Drug Co. | 55,955.88 |
| Super D Drugs #47 | 49,973.97 |
| Super D Drugs, Inc. #14 | 49,105.10 |
| Radiology of Tupelo, P.A. | 43,804.01 |
| Thomas Kincannon Elk Drugs | 42,555.27 |
| E Heights Pharmacy | 38,193.87 |
| Medical Center Drugs | 35,446.69 |
| Edmondsons Drug Store | 33,489.42 |
| Thomas D. Woolbridge, M.D. | 32,400.73 |
| Surgical Clinic Tupelo | 30,487.61 |
| Tupelo Anesthesia Group | 30,144.88 |
| Urology P.A. | 30,016.99 |
| Thurmond Beasley, D.D.S. | 27,795.99 |
| Tupelo Ortho Clinic | 27,696.63 |
| Community Discount Drugs | 27,218.27 |
| Chester K. White, M.D. | 26,920.46 |
| Joe Bailey, M.D. | 26,898.96 |
| Jim Bain's Pharmacy | 26,062.92 |
| Richard Warriner, D.D.S. | 24,951.11 |
| Nelsons Discount Drugs | 24,262.34 |
| Pathology Associates | 23,635.24 |
| S. Jay McDuffie M.D. | 22,571.93 |
| Crump Norris M.D. | 22,019.06 |
| J. Leighton Pettis, Jr., M.D. | 21,493.97 |
| Tom's Pharmacy, Inc. | 21,062.36 |
| Joseph J. Chappell, Jr., M.D. | 20,346.97 |
| Glenn H. Bennett, M.D. | 19,551.64 |
| John W. Cox, M.D. | 19,114.43 |
| N MS Hem & Oncol Assoc. | 17,728.04 |

| | |
|--|-----------|
| James H. Neely, M.D. | 17,615.83 |
| ER PHY N MS Medical Center | 17,605.30 |
| H. Read Jones, M.D. | 16,737.77 |
| Vernon Chase, M.D. | 14,980.47 |
| Matthew B. Wesson, M.D. | 14,852.24 |
| E. A. Raines, M.D. | 14,727.54 |
| Super X Drug MS-3 | 14,528.74 |
| John M. Blakey, M.D. | 14,119.63 |
| Walter L. Bourland, M.D. | 13,740.96 |
| Surgery Assoc.-P.A. | 13,703.81 |
| Lee H. Rogers, M.D. | 13,416.37 |
| L.C. Costley, Jr., M.D. | 13,387.86 |
| Reg. 3 Mental Health Center Goff | 13,086.15 |
| Roland P. Guest, M.D. | 12,981.21 |
| James H. Shirley, M.D. | 12,775.36 |
| John Sanders, M.D. | 12,320.28 |
| B. L. Walker, M.D. | 12,296.39 |
| C. J. Sanders, M.D. | 12,161.52 |
| Martin I. Herman, M.D. | 12,161.36 |
| Douglas E. Clark, M.D. | 11,923.61 |
| H. K. Hudson, M.D. | 11,723.96 |
| David B. Moore, Jr., M.D. | 11,665.71 |
| Jack H. Kahlstorf, M.D. | 11,296.51 |
| Royce H. Franks, M.D. | 11,266.30 |
| Frank A. Nichols, M.D. | 10,875.52 |
| Charles W. Wickle, D.D.S. | 10,873.09 |
| Robert A. Kennedy, M.D. | 10,405.99 |
| Gilberts N MS Home Health | 10,142.85 |

LEFLORE

| | |
|--|--------------|
| Greenwood Leflore Hospital | 3,154,780.23 |
| Golden Age Nursing Home-SNF | 1,292,993.09 |
| Pemberton Manor | 1,236,245.22 |
| Care Inn Greenwood | 1,032,394.20 |
| Chaney's Pharmacy | 350,511.02 |
| Crick Medical Clinic Pharmacy | 216,879.10 |
| Brett Persons, M.D. | 167,134.77 |
| Milton T. Person, Jr., M.D. | 142,453.78 |
| Edwin M. Meek, Jr., M.D. | 133,986.45 |
| S. R. Evans, Jr., M.D. | 125,785.11 |
| E M S Clinic RHC | 120,197.18 |
| Gene E. Crick, M.D. | 108,527.71 |
| Durhams Drug Store | 104,484.51 |
| M. Person, D.D.S. Dental Service P.A. | 102,764.45 |
| Charles M. Shields, D.D.S. | 93,139.07 |
| Solomon Holman, M.D. | 89,972.62 |
| Fred's Pharmacy | 84,091.51 |
| Barrett Hodges Drugs, Inc. | 78,959.11 |
| Crosstown Pharmacy | 72,392.60 |
| Economy Drugs | 68,471.47 |
| Frederick J. Bradshaw, M.D. | 68,181.09 |
| Clyde Smith, M.D. | 64,040.98 |
| George J. Nassar, M.D. | 58,869.68 |
| Eckerd Discount Drugs | 53,618.95 |
| Michael W. Coleman, M.D. | 52,531.98 |

| | |
|-----------------------------------|-----------|
| John Alford, D.D.S. | 47,107.76 |
| STA Home HHA - Grenada | 45,424.21 |
| Raymond W. Browning, M.D. | 43,494.48 |
| Medical Center Pharmacy | 42,159.03 |
| John Hey M.D. | 42,100.77 |
| Bowles Pharmacy, Inc. | 41,000.40 |
| Donald Pierce, M.D. | 37,753.64 |
| Paul Kosko, M.D. | 36,921.84 |
| Eastgate Pharmacy | 34,530.07 |
| Debbie Gregory D.M.D. | 34,528.19 |
| Kidney Care Inc.-Greenwood | 30,626.72 |
| Carl P. Bernet, M.D. | 29,252.43 |
| William B. Jones, M.D. | 28,892.78 |
| Marilyn A. Barker, M.D. | 28,216.50 |
| S.H. Jeff Lambdin M.D. | 27,349.31 |
| Fernando Lora, M.D. | 26,765.10 |
| Greenwood Rad. Group P.A. | 26,522.16 |
| Michael H. Carter, Jr., M.D. | 26,299.88 |
| J. F. Lucas, Jr., M.D. | 23,400.36 |
| Fred M. Sandifer III M.D. | 22,925.00 |
| Walter C. Moses, Jr., M.D. | 18,095.30 |
| James S. Robbins, M.D. | 15,932.47 |
| Eugene F. Webb, M.D. | 15,588.46 |
| James R. Hardin, M.D. | 15,289.27 |
| A. R. White, Jr., M.D. | 15,099.26 |
| Double M. Rent All | 14,770.38 |
| Frank P. Stainback, D.M.D. | 13,070.50 |
| Tallazoo Ambulance Service | 12,902.24 |
| Jesse R. Hightower, M.D. | 11,908.40 |
| Eugene F. Webb, M.D. | 11,196.04 |
| Bolivar A. Sims, O.D. | 10,616.17 |
| R. H. Flowers, M.D. | 10,056.44 |

LINCOLN

| | |
|-----------------------------------|--------------|
| Res-Care, Inc. | 1,960,211.07 |
| Country Brook Living Center | 1,069,510.66 |
| King's Daughters Hospital | 684,327.36 |
| Brook Manor Nursing Center | 479,225.15 |
| Haven Hall Nursing Center | 423,184.62 |
| Silver Cross Nursing Home | 303,330.73 |
| Bane Drug Center | 64,925.88 |
| Super D Drugs #31 | 61,563.36 |
| Cartwheel Lodge Drug Room | 54,963.26 |
| Brandt Larue Baker, D.D.S. | 49,608.99 |
| Brookhaven Drugs | 48,532.67 |
| Cases Pharmacy | 47,277.30 |
| Sav On Drugs | 31,663.64 |
| Dan T. Keel Jr., M.D. | 29,143.33 |
| Jim C. Barnett, Jr., M.D. | 28,922.15 |
| H. Russell Burns, D.D.S. | 27,492.30 |
| Baker's Pharmacy | 26,067.09 |
| Caleb W. Herndon, M.D. | 25,480.20 |
| Joseph C. Hillman, M.D. | 25,196.74 |
| Bane Drugs | 24,677.05 |
| J. J. Breeland, M.D. | 22,055.01 |

| | |
|-----------------------------|-----------|
| Paul J. Hergenroeder, M.D. | 20,655.41 |
| Albert L. Lott M.D. | 20,614.80 |
| Medi-Care Pharmacy | 16,740.34 |
| Prentiss L. Smith, M.D. | 15,751.71 |
| David Hill Strong, M.D. | 13,752.33 |
| Louie F. Wilkins, Jr., M.D. | 13,084.68 |
| David N. Carner, M.D. | 12,512.51 |
| Vernon W. Doster, M.D. | 12,184.28 |
| Legg Drugs | 12,059.07 |
| Marion H. Brown, M.D. | 11,805.99 |
| Braxter Irby, M.D. | 10,238.49 |

LOWNDES

| | |
|----------------------------------|--------------|
| Golden Triangle Reg. Med. Center | 1,159,601.16 |
| Aurora Australis Lodge | 766,660.15 |
| Magnolia Manor Nursing Home | 528,944.86 |
| Columbus Hospital | 330,805.60 |
| Southern Drugs | 107,472.34 |
| Jo Newall Robinson, M.D. | 104,562.80 |
| Super X Drug MS-1 | 55,495.60 |
| Kidney Care RDU COL | 54,369.55 |
| Columbus Path Lab. LTD. | 50,976.26 |
| John Robinson, D.D.S. | 50,001.57 |
| Radiology Clinic | 47,854.88 |
| Reeces Drug Store | 41,738.47 |
| R. Franklin Colom D.D.S. | 39,786.26 |
| Medical Arts Pharmacy | 38,196.41 |
| Alford Drug Co. | 33,229.01 |
| Shelton's Pharmacy | 29,963.15 |
| Richard L. George M.D. | 29,600.18 |
| Charles B. Dahlke, M.D. | 27,965.12 |
| William Akerman, D.M.D. | 27,184.23 |
| Glenn B. Richardson, M.D. | 27,069.79 |
| B. L. Sullivan, M.D. | 26,521.63 |
| J. M. Griffith, M.D. | 25,177.77 |
| Gibsons Pharmacy | 24,652.87 |
| Williams Drugs No. 1 | 23,551.08 |
| William R. Ford, M.D. | 22,449.71 |
| M.L.S. Gaines, M.D. | 19,519.64 |
| J. Henry Holleman, M.D. | 18,114.51 |
| Albert H. Laws, M.D. | 15,081.70 |
| Harco Super Drug #233 | 12,848.64 |
| Internal Med-Columbus | 11,718.01 |
| Alexanders HHA, Inc. | 11,419.19 |
| Laws Drug Store | 11,392.91 |
| K & B #294 | 11,143.55 |
| Joseph Boggess, M.D. | 10,561.24 |
| James H. Sams, M.D. | 10,368.87 |
| Roberts Apothecary | 10,364.92 |

MADISON

| | |
|----------------------------|--------------|
| Canton Manor | 1,689,467.59 |
| Madison County Nursing SNF | 552,242.53 |
| Madison General Hospital | 424,702.41 |

| | |
|-----------------------------------|------------|
| Willard F. Bond Home | 251,699.87 |
| Canton Discount Drugs | 150,315.11 |
| Allen's Drug Store | 104,648.12 |
| Mississippi Discount Drugs | 101,449.91 |
| Guys Drug Store | 85,488.80 |
| E. G. Spivey, Jr., D.D.S. | 66,302.19 |
| Flora Discount Drugs | 65,685.44 |
| Madison Yazoo Leake FHC | 62,296.67 |
| Noble Drug Company | 39,870.41 |
| Hudsons Pharmacy | 39,128.86 |
| Terrel O. Bailey, M.D. | 35,443.97 |
| Jacobs Drugs | 35,152.64 |
| Joe W. Terry, M.D. | 34,871.71 |
| A. G. Hadjialexandrou, M.D. | 34,799.24 |
| Mosby's Drug Store | 32,840.54 |
| George D. Allard, M.D. | 28,375.17 |
| ER PHY Mad. Co. Gen. Hospital | 27,775.04 |
| Ridgeland Discount Drug | 22,482.16 |
| William Truly, Jr., M.D. | 21,406.28 |
| Charles H. Williams, M.D. | 19,695.99 |
| Victor H. Applewhite, Jr., D.M.D. | 19,424.57 |
| W. Boyce Craig, O.D. | 19,305.47 |
| Mitchell B. Wells, D.D.S. | 16,425.88 |
| Thomas Keiser, M.D. | 16,235.71 |
| Allan P. Durfey, Jr., M.D. | 15,848.96 |
| George A. Carmichael, M.D. | 11,719.67 |
| Joseph Clay, Jr., M.D. | 10,941.56 |
| Charles H. Heywood, M.D. | 10,769.75 |
| Madison Yazoo Leake Sadler | 10,559.09 |

MARION

| | |
|--------------------------------|--------------|
| Floadrian Manor Nursing Home | 1,019,458.88 |
| Marion County General Hospital | 505,198.36 |
| Myrtles (The) | 397,649.95 |
| Cedars Conv. Center ICF/MR | 329,624.30 |
| Sav On Drugs of Col | 79,338.62 |
| Cook & Fortenberry | 77,294.41 |
| Columbia Discount Drugs, Inc. | 71,153.40 |
| Shepards Pharmacy | 69,344.03 |
| Discount Drugs | 64,052.65 |
| Family Clinic | 45,780.22 |
| Harris Drug Co. (The) | 43,431.24 |
| Taylor's Pharmacy | 40,825.52 |
| Walker Brothers Druggist | 30,034.27 |
| James B. Conerly, D.D.S. | 22,644.92 |
| Dick Thomae, M.D. | 16,558.39 |
| Jerry Q. Gilder, D.D.S. | 14,671.70 |
| Charles P. Bass, M.D. | 13,611.20 |
| Robert Herrington, M.D. | 13,293.87 |
| Frank Fortenberry, M.D. | 13,095.52 |
| Eckerd Drugs #594 | 13,031.40 |
| Frank S. Hill Jr., P.A. M.D. | 12,893.14 |
| Thomas B. Whitehead, M.D. | 11,407.96 |
| William R. Campbell, M.D. | 11,071.25 |

MARSHALL

| | |
|-----------------------------|--------------|
| Care Inn Holly Springs | 1,074,569.02 |
| Marshall County Hospital | 554,526.99 |
| Tyson Drug Co. | 190,985.52 |
| Seale Drug Company, Inc. | 146,354.47 |
| Freeman's Pharmacy | 129,462.27 |
| Marshall Co. Doctors Clinic | 68,589.43 |
| Byhalia Drug Company | 59,991.26 |
| Robinsons Drug Store | 54,681.40 |
| Joseph A. Hale, D.D.S. | 39,736.97 |
| Henley John Jones, D.D.S. | 37,381.62 |
| Medical Center Pharmacy | 33,492.14 |
| Brooks V. Monaghan, M.D. | 28,453.81 |
| Sam P. McClatchy, M.D. | 25,745.09 |
| W. H. Booth, M.D. | 21,436.13 |
| Ivan Farmer, M.D. | 14,235.38 |
| Marion V. Green, M.D. | 14,059.85 |
| Rodney R. Moore, M.D. | 13,361.78 |
| Bettye R. Baptist, D.D.S. | 13,310.42 |
| Benjamin L. Hammack, M.D. | 12,956.02 |
| J. T. Jones, O.D. | 12,359.53 |
| Olufemi O. Okunoren, M.D. | 11,822.33 |

MONROE

| | |
|-------------------------------|--------------|
| Hillcrest Manor | 1,053,765.81 |
| Amory Manor Nursing Home | 986,445.04 |
| Aberdeen Monroe City Hospital | 464,669.74 |
| Gilmore Memorial Hospital | 453,985.22 |
| McDuffie Pharmacy | 116,372.67 |
| Hudson Drugs, Inc. | 86,717.67 |
| Sav-On Drugs | 74,996.06 |
| Senters Drug Inc. | 61,691.75 |
| Nancy A. Jamchuk, M.D. | 52,563.06 |
| Peoples Drug Co. | 49,468.30 |
| Antonio Jamchuk, M.D. | 48,732.39 |
| Harco Drug Inc. #225 | 47,580.70 |
| Robert E. Coghlan, M.D. | 47,072.94 |
| Hall Pharmacy | 43,775.42 |
| William T. Oakes, M.D. | 32,557.04 |
| John N. Turnage, M.D. | 31,965.74 |
| James P. McVaugh, D.M.D. | 30,055.12 |
| Harco Super Drug | 25,611.41 |
| Lee R. Murphree, M.D. | 24,981.93 |
| Ronald Allen Medley, D.M.D. | 17,124.05 |
| Greenshaw Pharmacy | 16,273.37 |
| Roger Wright, D.M.D. | 14,336.06 |
| Bruce Atkinson, M.D. | 13,773.35 |
| Cutcliff Drug Co. | 11,958.68 |
| East Drugs | 11,815.29 |
| Hospital Pharmacy | 10,219.33 |

MONTGOMERY

| | |
|-----------------------|------------|
| Winona Manor | 984,572.58 |
| Tyler Holmes Hospital | 452,958.86 |

| | |
|----------------------------|------------|
| Kilmichael Hospital | 163,255.61 |
| Kilmichael Drug Store | 129,484.73 |
| Super G Drugs | 84,374.27 |
| Moorman's Drug Store | 83,442.81 |
| Plaza Drug Store | 80,876.98 |
| William A. Middleton, M.D. | 79,252.05 |
| L. C. Henson, M.D. | 59,469.45 |
| David L. Meadows M.D. | 56,123.72 |
| Bozones Pharmacy | 46,363.92 |
| Millard S. Costilow, M.D. | 45,767.67 |
| Charles O. Williams, M.D. | 27,766.46 |
| Rebecca Hodges, M.D. | 15,949.30 |

NESHOBA

| | |
|--------------------------------|------------|
| Neshoba County Nursing Home DP | 731,818.11 |
| Neshoba City General Hospital | 370,725.71 |
| Hamill Drug Store | 86,935.24 |
| Billy Gene Molpus, D.D.S. | 85,378.59 |
| Browns Discount Drugs | 81,172.93 |
| Keas Hospital Pharmacy | 71,577.63 |
| Thompson Drug Store | 56,149.76 |
| William A. Davis, M.D. | 42,523.51 |
| Adkins Pharmacy | 41,446.87 |
| Stribling Drug Store | 39,770.43 |
| Augustus P. Soriano, M.D. | 37,930.28 |
| Robert L. Moore, Jr., M.D. | 33,781.28 |
| C. N. Cannon, M.D. | 24,939.52 |
| Rudolph A. Posey, D.D.S. | 24,172.18 |
| Choctaw Health Center | 22,723.86 |
| Chandrashe Khar Joshi V., M.D. | 11,935.64 |

NEWTON

| | |
|----------------------------|--------------|
| Conva Rest of Newton | 1,020,641.40 |
| Hilltop Manor LTD | 560,241.54 |
| Laird Hospital, Inc. | 336,968.48 |
| Rush Hospital | 169,072.84 |
| McBeath Drug Store | 69,898.70 |
| Wheeler Drug Store | 58,564.07 |
| Moore's Pharmacy | 48,801.34 |
| Super Discount Drug Center | 42,482.29 |
| Austin P. Boggan, M.D. | 37,994.25 |
| Williams Drugs | 36,778.88 |
| Brown's Discount Drugs #2 | 34,621.16 |
| Billy R. Shows, M.D. | 27,598.49 |
| Upton Drugs | 27,460.30 |
| Alexanders Pharmacy, Inc. | 26,326.84 |
| John G. Alexander, M.D. | 23,868.01 |

NOXUBEE

| | |
|--------------------------|------------|
| Noxubee General Hospital | 830,915.61 |
| City Drug Store | 150,354.41 |
| Larry Morris, M.D. | 128,243.14 |
| Brooksville Pharmacy | 121,511.15 |
| B & O Pharmacy | 119,542.25 |

| | |
|----------------------------------|------------|
| Patrick H. Gill, M.D. | 104,988.44 |
| Glen Pugh, M.D. | 89,921.25 |
| Dudley E. Dickerson, D.D.S. | 85,478.32 |
| James C. Ratcliff, M.D. | 62,339.65 |
| Williams Drug Store | 53,175.43 |

OKTIBBEHA

| | |
|------------------------------------|--------------|
| Rolling Hills | 1,726,266.52 |
| Starkville Manor | 881,498.95 |
| Oktibbeha County Hospital | 768,196.57 |
| G. Leroy Howell, M.D. LTD | 146,323.84 |
| Wier Drug Co. | 94,156.77 |
| Booth Pharmacy | 92,741.21 |
| Chanpa Nagappa, M.D. | 81,954.28 |
| Tom Bailey Memorial Hospital | 79,280.49 |
| Douglas L. Conner, M.D. | 77,054.50 |
| Wise Drug Store | 73,744.98 |
| Fieldeo Discount Drugs | 73,633.83 |
| Southdale Drugs | 60,344.84 |
| Kermit D. Laird, M.D. | 53,474.86 |
| Harrison C. Walker, D.D.S. | 36,613.04 |
| Sue Haley Simmons, M.D. | 35,708.08 |
| Medical Center Pharmacy | 35,379.60 |
| Rodney W. Waldrop, D.D.S. | 33,501.20 |
| Starkville Discount Drugs | 32,344.02 |
| Michael Howe, M.D. | 25,767.85 |
| Thomas Pearson, M.D. | 24,992.60 |
| State Discount Drugs, Inc. | 20,820.54 |
| George G. Walker, M.D. | 20,563.32 |
| Revco Drug Center #2638 | 18,697.87 |
| Leonard H. Brandon, Jr., M.D. | 17,603.10 |
| Walter D. Diaz, D.D.S. | 17,355.73 |
| Will Locke, M.D. | 16,915.46 |
| Harco Drug Inc. #227 | 16,606.26 |
| Dempsey C. Strange, M.D. | 16,050.23 |
| Barbara Fleetwood, M.D. | 13,088.57 |
| David B. Wheat, M.D. | 12,637.93 |
| Joe R. Bumgardner, M.D. | 12,624.96 |
| Martin M. Pomphrey, M.D. | 10,499.09 |
| Thomas H. Price, M.D. | 10,169.17 |

PANOLA

| | |
|---|------------|
| Batesville Manor Nursing Home | 912,030.19 |
| North Panola Hospital | 626,063.26 |
| South Panola Comm. Hospital | 454,366.47 |
| North Panola Regional Hospital SNF | 384,778.22 |
| Michael E. Shaheen, M.D. | 126,570.61 |
| Sullivans Drug Store | 111,497.81 |
| Saverex Drugs | 96,169.73 |
| City Drug Store | 78,583.47 |
| Haltom Drug Co. | 73,301.51 |
| Parkview Pharmacy | 56,458.12 |
| Sheldon Wieder, M.D. | 56,275.93 |
| J. M. Smoot, M.D. | 50,459.35 |
| Robert L. Gray, M.D. | 49,107.83 |

| | |
|------------------------------------|-----------|
| Mettetal Pharmacy | 48,233.95 |
| Henry D. Stone, M.D. | 46,204.87 |
| Bailey Walgreen Agency | 41,159.97 |
| William A. Spencer, M.D. P.A. | 39,054.50 |
| Mettesave Discount Drugs | 36,355.88 |
| Fred's | 33,526.89 |
| Crenshaw Pharmacy | 31,836.48 |
| City Drug Store, Inc. | 30,724.08 |
| Kanwall Maniktahla, M.D. | 28,992.58 |
| Larry W. Herring, D.D.S. | 27,895.85 |
| Idah M. Cannon, M.D. | 27,372.77 |
| Purnima R. Purohit, M.D. | 26,124.70 |
| R. C. Purohit, M.D. | 25,309.81 |
| George C. Carlson, M.D. | 18,540.18 |
| Ben J. Moore, M.D. | 17,740.55 |
| David E. Pruitt, D.D.S. | 14,306.74 |
| E.A. Steward, M.D. | 13,595.24 |
| Foodway Family Pharmacy | 12,870.06 |
| David A. Ball, M.D. | 10,708.18 |
| Lowell G. Evans, Jr., D.D.S. | 10,148.55 |

PEARL RIVER

| | |
|-------------------------------------|------------|
| Picayune Conv. Home | 885,286.62 |
| L. O. Crosby Memorial Hospital | 796,030.45 |
| Pearl River Cry NH-SNF | 283,277.61 |
| Pearl River City Hospital | 144,205.33 |
| Picayune Drug Co. | 73,956.65 |
| Pearl River Drug Co. | 72,932.95 |
| Thomas McRaney, M.D. | 65,047.07 |
| Leo E. Gibson, M.D. | 58,065.45 |
| Medical Center Pharmacy | 56,335.99 |
| C. J. Blackburn, M.D. | 50,161.65 |
| Westside Pharmacy | 42,379.47 |
| Walker Pharmacy | 37,663.16 |
| Gibson Pharmacy, Inc. | 37,133.84 |
| Echard Drug #532 | 31,009.70 |
| Boones Pharmacy | 30,478.98 |
| Lakshmi P. Nandiwanda, M.D. | 25,673.39 |
| Franklin R. Hayden, M.D. Ltd. | 23,180.75 |
| Don C. Rudcen, M.D. | 21,471.39 |
| Willie F. Stringer, M.D. | 21,051.43 |
| Katz & Besthoff #282 | 19,759.16 |
| Donald R. Berry, M.D. | 19,677.06 |
| Dewitt L. Bolton, M.D. | 15,605.08 |
| Marc Chetta, M.D. | 15,486.94 |
| City Drug Store | 13,579.14 |
| Hal Schrock, D.D.S. | 12,279.24 |
| James L. Schrock, D.D.S. | 12,233.16 |
| Russel G. Chauvin, M.D. | 10,870.05 |
| Roger C. Scarle, M.D. | 10,418.02 |
| Christopher V. Matthews, M.D. | 10,350.97 |

PERRY

| | |
|----------------------------------|------------|
| Perry City General Hospital | 202,051.80 |
| Whites Discount Drugs | 77,721.54 |

| | |
|------------------------|-----------|
| Beaumont Drugs | 60,690.23 |
| Carleys Drug Store | 49,941.92 |
| Edwin H. Cole, M.D. | 45,318.17 |
| Stricklands Pharmacy | 38,667.90 |
| Harmon A. Foster, M.D. | 27,498.36 |
| William E. Moak, M.D. | 25,831.82 |
| New Augusta Drugs | 23,687.81 |
| New Augusta Clinic RHC | 15,898.82 |
| John M. Beaman, M.D. | 12,469.62 |

PIKE

| | |
|-----------------------------|--------------|
| SW Miss. Reg. Med. Center | 1,646,498.18 |
| SW Extd. Care Center | 888,976.49 |
| McComb Extd. Care N/H | 834,935.30 |
| S Pike Comm. Hospital | 145,621.90 |
| Gillis Drug Store | 137,996.78 |
| Corner Drug Store | 112,267.28 |
| Thrift Drugs | 77,628.25 |
| Herrington Rexall Drugs | 69,670.18 |
| Edsel F. Stewart, M.D. | 60,348.22 |
| Finch & Lewman, Inc. | 57,420.43 |
| Sav On Drugs, Inc. #2 | 56,463.43 |
| ER PHY SW Miss. Med. Center | 55,213.49 |
| Medical Center Pharmacy | 50,259.45 |
| SW Pharmacies, Inc. | 43,144.63 |
| Maria Gonzalez, M.D. | 40,064.76 |
| H. John Sanders, M.D. | 36,457.35 |
| Gene Parker, D.D.S. | 34,820.79 |
| Magnolia Discount Drugs | 31,708.26 |
| Wendall B. Holmes, M.D. | 30,697.02 |
| Kings Discount Drugs | 29,321.20 |
| William H. Meyer, M.D. | 25,235.67 |
| George H. Leggett, D.D.S. | 22,224.76 |
| Will Austin, M.D. | 20,957.85 |
| William G. Gillies, M.D. | 20,465.01 |
| Alva Dillon, Jr., M.D. | 19,823.19 |
| Katz & Besthoff #247 | 19,769.52 |
| John W. Boyd, M.D. | 19,418.56 |
| C. Foster Lowe, M.D. | 19,038.96 |
| Victor L. Walsh, D.D.S. | 18,791.30 |
| E. J. Price, Jr., M.D. | 18,408.04 |
| Ledon Langston, M.D. | 18,315.77 |
| Henry L. Lewis III, M.D. | 17,948.74 |
| Harry C. Frye, M.D. | 17,456.68 |
| Tom Carey, M.D. | 17,262.13 |
| B. L. Crawford, III M.D. | 17,054.06 |
| R. Dale Davison, M.D. | 16,867.01 |
| Van R. Simmons, D.M.D. | 16,465.63 |
| Thomas L. Moore, Jr., M.D. | 16,454.45 |
| Julian T. Janes Jr., M.D. | 16,200.91 |
| James C. Boothe, M.D. | 16,137.94 |
| Benton E. Hewitt, M.D. | 15,369.80 |
| William T. Mayer, M.D. | 15,012.52 |
| James W. Pressler, M.D. | 14,565.35 |
| Ralph L. Brock, M.D. | 14,462.63 |

| | |
|-------------------------------------|-----------|
| Shelby Smith, M.D. | 14,181.29 |
| Edwin Bert Bradford, M.D. | 13,922.53 |
| Rosalyn White Gambrell, D.D.S. | 13,414.24 |
| Jep S. Brock, D.D.S. | 13,373.41 |
| Patrick E. Tarpay, M.D. | 12,883.03 |
| Sherrod L. Quin, D.D.S. | 12,142.47 |
| Thomas Jeffcoat, M.D. | 12,126.73 |
| Sidney O. Ross, Jr., M.D. | 11,751.80 |
| Benjamin Simo, M.D. | 10,976.91 |
| SW MS Gen. Hospital Ambulance Serv. | 10,954.83 |
| Terry E. Westbrook, M.D. | 10,811.13 |

PONTOTOC

| | |
|-----------------------------|------------|
| Gracelands | 506,941.27 |
| Pontotoc Comm. Hospital | 439,748.96 |
| Sunshine Rest Home | 205,628.49 |
| James R. Medlin, M.D. | 132,122.71 |
| Montgomery Drug Company | 88,590.35 |
| Ramsey & Young Pharmacy | 72,678.74 |
| James W. Speck-Disp. Phys. | 65,461.27 |
| Whitworth-Ashmore Drug | 41,662.45 |
| Furr Drug Company | 39,562.82 |
| Pontotoc Pharmacy | 29,839.58 |
| James R. Hubbard, Jr., M.D. | 20,815.68 |
| Foodway, Inc. | 20,737.85 |
| John M. Patterson, M.D. | 15,890.33 |
| K. A. Nester, D.D.S. | 12,163.54 |
| William B. Howard, M.D. | 11,376.99 |

PRENTISS

| | |
|---------------------------------|------------|
| Aletha Lodge Nursing Home, Inc. | 674,974.91 |
| Baptist Memorial Hospital | 515,547.23 |
| Oakview Rest Home | 301,073.95 |
| Cox Blythe Drug Co. | 124,869.16 |
| Houston Drug Store | 70,562.50 |
| Toms Drug Store | 55,455.85 |
| Davidson Discount Pharmacy | 51,669.41 |
| Smith Drug Co. | 42,068.23 |
| Hills Discount Drug | 33,872.24 |
| Joseph Madera, M.D. | 33,822.95 |
| Baldwyn Discount Drug, Inc. | 32,536.73 |
| Booneville Drugs | 28,972.94 |
| David G. Chase, M.D. | 18,917.87 |
| Joseph L. Hurst, M.D. | 16,135.98 |
| Paul C. Eilzey, M.D. | 14,698.08 |
| Webster Cleveland, Jr., M.D. | 14,576.17 |
| Jeff Scott Johnson, D.M.D. | 14,307.18 |
| Dwight A. Johnson, M.D. | 14,045.21 |
| Floyd Drug Co., Inc. | 13,661.98 |

QUITMAN

| | |
|--------------------------|------------|
| Quitman County Hospital | 638,111.70 |
| Quitman Co. Nursing Home | 472,982.44 |
| Quitman Drug Co. | 230,389.79 |
| Richard E. Waller, M.D. | 157,603.57 |

| | |
|----------------------------------|------------|
| Stones Drug Store | 148,798.81 |
| City Drug Store | 94,087.04 |
| James O. Goldman, D.D.S. | 70,720.75 |
| Dons Pharmacy, Inc. | 62,621.18 |
| Sledge Drug Store | 50,820.57 |
| Salvador Petilos, M.D. | 49,949.87 |
| Goly R. Henry, Jr., D.D.S. | 48,395.99 |
| Marilyn Aiello, M.D. | 47,605.37 |
| Marshal B. Lynch, M.D. | 31,124.23 |
| Quitman Co. Ambulance Serv. | 29,758.40 |

RANKIN

| | |
|---------------------------------------|--------------|
| Hudspeth | 4,041,329.00 |
| MS State Hospital | 2,204,067.00 |
| Crossgate Manor | 1,686,394.28 |
| Brian Hill Rest Home | 398,003.14 |
| Rankin General Hospital | 392,259.17 |
| Whitfield Med. & Surg. Hospital | 234,258.53 |
| Brandon Discount Drugs, Inc. | 113,785.03 |
| Rhodes & Robby Drugs, Inc. | 45,782.73 |
| Richard E. Schuster, M.D. | 43,587.43 |
| Polk Crossgate Discount Drugs | 41,397.70 |
| Rankin Discount Drugs | 39,181.47 |
| Don Gibson, M.D. | 33,259.14 |
| Johns Pharmacy | 29,132.91 |
| Delton Moore Discount Drugs | 24,826.58 |
| Perry's Drug Store | 23,161.23 |
| Calvin L. Schuster, M.D. | 13,815.24 |
| Howard Medi Save Pharmacy | 10,547.35 |

SCOTT

| | |
|-------------------------------------|------------|
| Scott City Nursing Home | 821,243.79 |
| SE Lackey Memorial Hospital | 193,214.17 |
| West Scott County Hospital | 127,896.95 |
| Lea's Discount Pharmacy | 94,543.40 |
| French's Pharmacy | 65,575.35 |
| Russell's Drug Co. | 61,600.44 |
| Ott Drug Company | 42,298.78 |
| Webbs City Drugs, Inc. | 39,765.92 |
| Eckerd Drugs #599 | 36,970.95 |
| D & B Discount Drugs | 36,522.57 |
| Red's Woodland Pharmacy | 35,122.49 |
| John Paul Lee, M.D. | 27,371.42 |
| William M. Lewis, M.D. | 21,913.08 |
| Harold L. Russell, Sr., D.D.S. | 21,877.27 |
| Carter's Pharmacy | 21,281.50 |
| Archie Howard, M.D. | 20,226.67 |
| Jesse W. Austin, M.D. | 17,889.07 |
| Sta Home HHA Forest | 17,163.64 |
| Howard D. Clark, M.D. | 16,652.37 |
| Roger D. Woods, D.D.S. | 16,568.47 |
| Carleton Drug Store | 15,176.82 |
| Scott County Ambulance Serv. | 12,442.48 |

SHARKEY

| | |
|------------------------------------|------------|
| Care Inn Rolling Fork | 464,321.34 |
| Sharkey Issaquena Hospital | 429,262.63 |
| Village Pharmacy | 134,942.50 |
| Windhams Discount Pharmacy | 65,976.05 |
| Danny W. Jackson, D.O. | 65,048.29 |
| Robert H. F. Lynch, M.D. | 58,976.13 |
| Dennis D. Bond, D.D.S. | 42,665.35 |
| Robert Sadler, D.D.S. | 20,989.52 |
| Anguilla Drug Co. | 17,078.39 |
| Cary Christian Health Center | 11,711.03 |
| Wilburn Lord, Jr., O.D. | 10,089.64 |

SIMPSON

| | |
|---|--------------|
| Millcreek Rehab ICF MR | 1,776,280.66 |
| W.L. Jacquith ICF/MR Retard. | 1,294,597.03 |
| Hillcrest Health Center, Inc.-SNF | 946,049.81 |
| Mendenhall Nursing Home | 460,476.03 |
| Simpson General Hospital | 341,578.53 |
| Magee General Hospital | 308,724.72 |
| Choctaw Discount Drugs | 100,725.15 |
| McGuffee Drug, Inc. | 84,983.77 |
| Service Drugs | 81,617.69 |
| Gene Polk's Pharmacy | 77,909.16 |
| Mendenhall Drug Co. | 39,763.95 |
| Magee Discount Drug Store | 33,889.04 |
| Patrick Pasco, D.O. | 31,616.59 |
| Styron's Discount Rx Shoppe | 28,846.44 |
| R.S. Runnels, M.D. | 27,180.78 |
| James H. Stuard, D.D.S. | 25,737.11 |
| Dennis Adams, M.D. | 23,006.88 |
| W. G. Munn, M.D. | 21,447.92 |
| A.M. Chiemprabha, M.D. | 17,901.12 |
| Paul W. Clark, O.D. | 13,537.64 |
| Charles Pruitt III, M.D. | 12,113.57 |
| Jack L. Herring, M.D. P.A. | 11,021.35 |
| Revco Drug Center | 10,966.11 |

SMITH

| | |
|-------------------------------------|--------------|
| Rolling Acres Ret. Center | 1,048,233.19 |
| Smith County General Hospital | 237,449.70 |
| Raleigh Pharmaceutical | 64,111.96 |
| Little Pharmacy | 62,837.15 |
| Farmers Drug Co. | 51,482.30 |
| Mize Discount Drugs | 47,096.05 |
| The House of Medicine | 36,988.85 |
| Henry E. Irby, M.D. | 26,650.83 |
| Bounds Pharmacy | 26,312.51 |
| Fords Rexall Drugs | 23,909.97 |
| William Douglas Owen, M.D. | 23,108.60 |
| Verlon E. Hughes, D.D.S. | 21,474.50 |
| Robert E. Jennings, M.D. | 20,407.74 |
| Vance Baucum, M.D. | 16,870.10 |
| John R. Harper, M.D. | 16,466.56 |

STONE

| | |
|-------------------------------|------------|
| Azalea Gardens Nursing Home | 667,654.40 |
| Stone County Hospital | 251,938.42 |
| Whites Pharmacy | 46,576.26 |
| Stone County Drugs | 39,492.41 |
| Johns Discount Drugs #3, Inc. | 36,903.16 |
| Wilson's Pharmacy, Inc. | 34,635.68 |
| Wiggins Clinic, Ltd. | 23,528.40 |
| Ray L. Cooley, D.D.S. | 17,403.82 |
| Carolyn Gerald, M.D. | 15,658.39 |
| Hubert F. Campbell, M.D. | 10,507.08 |

SUNFLOWER

| | |
|------------------------------------|------------|
| Ruleville Health Care Center | 721,647.13 |
| North Sunflower Hospital | 621,461.71 |
| South Sunflower County Hospital | 606,563.97 |
| Care Inn Indianola | 561,534.00 |
| Travis Q. Richardson, M.D. | 163,207.86 |
| Drew Spencer's Pharmacy | 162,461.21 |
| Martins Pharmacy | 116,141.13 |
| Edward's Rexall Drugs | 82,355.64 |
| Parker's Pharmacy | 77,028.23 |
| Rawls Drug Store | 75,638.68 |
| Adelo Aquino, M.D. | 68,622.47 |
| Jack W. Crowell, M.D. | 63,912.18 |
| M. Person D.D.S. Dental Serv. P.A. | 62,324.83 |
| Josch A. Hull, M.D. | 61,746.80 |
| W. L. Prichard, M.D. | 58,252.34 |
| Robert N. Hurt, M.D. | 57,241.66 |
| Warren's Childrens Service | 54,966.80 |
| W. H. Rose, M.D. | 51,378.46 |
| Guy H. Robinson, M.D. | 49,322.86 |
| W. Tom Martin, D.D.S. P.A. | 47,674.96 |
| Donald Drug Company | 47,346.56 |
| Caldwell Drug Co., Inc. | 44,708.82 |
| White's Drug Store | 37,290.44 |
| William Hood, D.D.S. | 35,348.56 |
| Spencer's Drugs | 32,775.20 |
| Collins Drug Store | 32,475.87 |
| Magic Mart Pharmacy | 30,438.92 |
| Delta Inc/BDA Lee Pharmacy | 25,396.33 |
| Horne Drug Store | 23,231.53 |
| David L. Rogers, O.D. | 19,214.43 |
| Lowell Jones, Jr., O.D. | 18,259.88 |
| Charles M. Dorrrough, Jr., M.D. | 15,147.70 |
| Gilbow's Drug Store | 12,599.02 |
| W. Bernard Ellis, O.D. | 10,486.62 |
| Raymond Stratton, D.D.S. | 10,022.69 |

TALLAHATCHIE

| | |
|-----------------------------------|------------|
| Tallahatchie General Hospital | 332,110.83 |
| Tallahatchie General Hospital-SNF | 257,132.01 |
| Sumner Drug Store | 147,979.14 |
| Southern Discount Drugs | 93,642.60 |

| | |
|----------------------------|-----------|
| Charleston Drug Co. | 78,496.75 |
| Theodore T. Lewis, M.D. | 74,337.58 |
| Woods Drug Store, Inc. | 70,210.53 |
| John M. Cross, M.D. | 65,555.29 |
| W & D Pharmacy (Sumner) | 49,526.15 |
| W & D Pharmacy (Webb) | 44,959.02 |
| Ronal F. Roberson, D.D.S. | 33,331.38 |
| Salvador Petilos, M.D. | 33,175.16 |
| William R. Bolen, D.D.S. | 33,031.72 |
| W & D Pharmacy (Tutwiler) | 26,516.61 |
| S. Anne Brooks, D.O. | 25,614.38 |
| Roch Lefebvre, M.D. | 21,496.24 |
| S. Joseph Warshawski, M.D. | 20,698.80 |
| Sumner Clinic | 14,831.68 |
| Mid Delta HHA Sub-Unit | 11,048.88 |

TATE

| | |
|-------------------------------|------------|
| Senatobia Comm. Hospital | 981,063.34 |
| Senatobia Conva. Center | 918,640.19 |
| City Drug Co., Inc. | 85,045.78 |
| Varner Drug Co. | 68,477.03 |
| Coldwater Pharmacy | 61,806.65 |
| May's Pharmacy | 61,247.37 |
| D.D. Sidhu, M.D. | 61,189.40 |
| Flowers Drug Store | 54,109.00 |
| Comm. Discount Pharmacy, Inc. | 53,177.59 |
| Hugh M. Monteith III, D.D.S. | 51,534.03 |
| John D. Rogers, D.D.S. | 34,519.16 |
| Freds Pharmacy | 31,804.16 |
| Ethelyn Smith, M.D. | 31,211.19 |
| Amornral Aftandillian, M.D. | 21,203.93 |
| Black & Marlowe | 18,380.17 |
| Ralph D. Peeler III, M.D. | 18,022.33 |
| Emil E Aftandilian, M.D. | 15,558.28 |
| John L. Black, M.D. | 15,196.50 |
| Audie M. Adams, M.D. | 12,846.63 |
| H. Grady Marlow, M.D. | 12,765.49 |
| Albert D. Powell, M.D. | 11,111.35 |

TIPPAH

| | |
|----------------------------|--------------|
| Ripley Manor | 1,144,184.66 |
| Tippah County Hospital | 682,686.02 |
| Rest Haven Nursing Home | 498,068.01 |
| City Drug Co., Inc. | 113,144.53 |
| Hollis Discount Pharmacy | 109,953.62 |
| Ripley Drug Company | 101,348.64 |
| James Discount Drugs | 88,944.62 |
| Locks Drug Store | 73,971.23 |
| Blue Mountain Clinic Drugs | 66,028.19 |
| Horton Taylor, Jr., M.D. | 35,186.33 |
| Marion E. Hill, D.D.S. | 29,281.70 |
| E. George Farrell, M.D. | 24,186.16 |
| Tommy T. Simpson, M.D. | 21,727.50 |
| James R. Medlin, M.D. | 18,738.34 |

| | |
|-------------------------------|-----------|
| Charles M. Elliott, M.D. | 17,262.30 |
| Thomas L. Ketchum, M.D. | 17,212.93 |
| Dwalia South, M.D. | 14,980.69 |
| Orville P. Stone, M.D. | 12,919.00 |
| Gerald M. Walden, M.D. | 11,170.41 |

TISHOMINGO

| | |
|----------------------------------|--------------|
| Pickwick Manor | 1,055,156.29 |
| Tishomingo County Hospital | 434,357.81 |
| Super B Drugs #121 | 115,975.85 |
| Yarber Drug Store | 70,362.35 |
| Rushing Drug Co. | 52,975.87 |
| Iuka Discount Drugs | 45,665.50 |
| Kelly S. Segars, M.D. | 34,731.86 |
| Curtis Brothers Drug Store | 33,223.22 |
| Kenneth Draper, M.D. | 25,899.81 |
| Bobby F. King, M.D. | 19,611.06 |
| Ben Earl Kitchens, M.D. | 16,823.25 |
| Alphonsus Flannery, M.D. | 16,346.32 |
| Gatlins Pharmacy | 15,479.81 |

TUNICA

| | |
|---------------------------------|------------|
| Tunica County Hospital | 437,634.03 |
| Tunica Quality Drugs, Inc. | 176,644.49 |
| Tunica Pharmacy, Inc. | 153,856.08 |
| John D. Dial, M.D. | 146,271.27 |
| Salim Wahab, M.D. | 125,930.78 |
| T. L. Turpin, D.D.S. | 39,984.88 |

UNION

| | |
|-------------------------------------|--------------|
| Union County General Hospital | 1,162,978.69 |
| Roselawn Nursing Home | 992,235.81 |
| Hospital Pharmacy | 100,535.84 |
| Medical Center Pharmacy | 56,167.14 |
| Harco Super Drug #224 | 54,732.89 |
| Catt Drugs | 49,847.31 |
| Gray Drug Company | 41,920.78 |
| Eddie E. Bramlitt, M.D. | 36,434.80 |
| Eastgate Pharmacy | 34,047.56 |
| Samuel Creekmore III, M.D. | 29,044.10 |
| Bruce A. Bullwinkel, M.D. | 28,130.63 |
| David B. Ellis, M.D. | 20,853.25 |
| New Albany Surgical Group | 18,575.66 |
| Kenneth R. Cargile, M.D. | 17,424.17 |
| Shirley Stephen, M.D. | 16,484.52 |
| Thomas A. Shands, M.D. | 14,657.18 |
| Family Medical Clinic | 14,633.75 |
| Gibsons Pharmacy | 13,207.20 |
| Richard H. Russell, M.D. | 12,711.73 |

WALTHALL

| | |
|--|------------|
| Walthall County General Hospital | 885,169.97 |
| Tylertown ECF | 519,084.49 |
| Bill Dora Nursing Home, Inc. | 377,103.16 |

| | |
|-----------------------------------|------------|
| Adams Discount Pharmacy | 113,535.21 |
| Kantan P. Butani, M.D. | 108,065.76 |
| Holmes Discount Drugs | 90,620.13 |
| Pigotts Drug Store | 88,853.67 |
| Breland Drug Company, Inc. | 75,909.01 |
| Posavnik S. Gataraj, M.D. | 47,857.91 |
| B. M. Mitchell, D.D.S. | 34,571.21 |
| Walter W. Crawford, M.D. | 32,017.41 |
| B. L. Crawford, Jr., M.D. | 31,051.89 |
| Roger A. Stroud, Jr., D.D.S. | 28,334.65 |
| Santhosh Reddy, M.D. | 21,770.12 |
| H. W. Pittman, M.D. | 21,506.45 |
| Albert R. Lee, Jr., M.D. | 13,682.21 |

WARREN

| | |
|-------------------------------------|------------|
| Vicksburg Trace Haven | 905,415.36 |
| Vicksburg Conv. Home | 774,387.36 |
| Mercy Regional Medical Center | 579,013.53 |
| Kuhn Memorial State Hospital | 516,510.37 |
| Shady Lawn Nursing Home | 494,007.96 |
| Vicksburg Medical Center | 319,667.55 |
| Durst Discount Drugs | 95,105.38 |
| Peoples Drug Store, Inc. | 74,327.63 |
| Corner Drug Store | 66,951.69 |
| Howard Medi Save Pharmacy | 56,409.15 |
| K. S. Potnis, M.D. | 54,537.08 |
| Ollie Hardoway, Jr., D.D.S. | 52,256.40 |
| Haworth Home Health | 51,985.88 |
| Donald Jackson, D.D.S. | 38,388.90 |
| Colonial Discount Drugs | 35,343.90 |
| John Cofield Stepan, M.D. | 33,135.09 |
| Battlefield Discount Drugs | 31,105.43 |
| Colonial Discount Drugs | 22,600.43 |
| Clay Street Drug Store | 20,539.06 |
| Paul Pierce, M.D. | 19,344.67 |
| J.M. Ross, M.D. | 19,120.93 |
| Mercy Home Health Service | 18,392.43 |
| Walgreen Co. | 16,304.65 |
| Deborah Smith, M.D. | 16,006.60 |
| Waverly C. Artz, D.D.S. | 15,935.32 |
| ER PHY Kuhn Memorial Hospital. | 15,524.23 |
| Gary Cheslek, D.D.S. | 13,104.52 |
| Gene T. Walker, M.D. | 12,615.07 |
| F. Lamar McMillin, M.D. | 12,376.75 |
| Treasury Drug Center #7850 | 11,602.67 |
| Kidney Care-Vicksburg | 11,461.33 |
| Walter E. Johnstone, Jr., M.D. | 11,384.52 |
| F. T. McPherson, M.D. | 11,183.72 |
| Herman E. Kellum, M.D. | 10,477.11 |
| Katz & Besthoff #280 | 10,370.51 |

WASHINGTON

| | |
|----------------------------------|--------------|
| Delta Medical Center | 2,359,712.74 |
| Greenville Conv. Home Inc. | 1,174,560.61 |
| MS Ext. Care of Greenville | 995,516.51 |

| | |
|----------------------------------|------------|
| South Washington County Hospital | 641,579.68 |
| Arnold Avenue Nursing Home | 374,559.71 |
| Autumn Leaves Nursing Home | 338,353.52 |
| Correro Pharmacy | 333,467.50 |
| King's Daughters Hospital | 300,642.36 |
| William H. Spragins, M.D. | 142,801.11 |
| Paul D. Jackson, M.D. | 132,010.78 |
| J. Edward Hill, M.D. | 122,893.96 |
| Sander's Pharmacy #2 | 122,039.41 |
| City Drug Store | 117,498.20 |
| Hollandale Clinic-EPSDT | 116,092.32 |
| Condon East Union Pharmacy | 106,833.09 |
| John M. Estess, M.D. | 101,188.49 |
| W. S. Witte Memorial Hospital | 100,688.99 |
| Med View Pharmacy | 95,232.14 |
| Robert T. Love, Jr., M.D. | 94,574.57 |
| Kidney Care RDU Greenville | 93,495.12 |
| Peoples Drug Store | 89,712.12 |
| P.D. Condon Drug Store | 86,934.63 |
| Greenville HDale Clinic | 78,713.98 |
| Charles H. Burton, Jr., D.D.S. | 76,955.11 |
| Turner's Pharmacy | 75,067.47 |
| Sidney Prosser, M.D. | 65,605.39 |
| Azlin Drug Store | 47,623.21 |
| Matthew J. Page, M.D. | 44,203.16 |
| ER PHY Delta Medical Center | 40,373.63 |
| Eckerds Drugs | 39,288.17 |
| Hollandale Area HHA | 35,162.90 |
| Sanders Pharmacy #1 | 32,996.42 |
| Robert Z. Fialko, M.D. | 32,768.89 |
| Robert P. Bowman, M.D. | 31,708.88 |
| A & A Home Health Equip., Inc. | 30,389.22 |
| Super D #126 | 29,036.80 |
| Thomas H. Simmons, M.D. | 27,672.33 |
| Clarence B. Clark, Jr., D.D.S. | 24,175.62 |
| John D. Louwerens, M.D. | 22,785.52 |
| William A. Williamson, O.D. | 21,594.30 |
| Delta Discount Drugs | 21,023.22 |
| T. Y. Williford, Jr., M.D. | 20,822.48 |
| Clarence B. Clark, D.D.S. | 20,079.33 |
| W. C. Yarbrough, M.D. | 17,657.72 |
| Kelly D. Alexander, Jr., D.D.S. | 16,393.67 |
| John C. Sandefur, M.D. | 15,719.04 |
| Phillip Doolittle, M.D. | 15,019.97 |
| Brunswick R. Wong, O.D. | 14,860.32 |
| Village Pharmacy | 14,842.45 |
| Condon's Fairview Pharmacy | 14,164.93 |
| Hugh A. Gamble II, M.D. | 13,615.56 |
| Kroger Food & Drug #950 | 13,482.42 |
| Russell B. King, Jr., D.D.S. | 13,473.33 |
| Fontanas Discount Drugs | 12,760.84 |
| D. N. Blaylock, M.D. | 12,253.80 |
| M. J. O'Neal, M.D. | 11,328.28 |
| Victor F. Carey, M.D. | 10,839.30 |
| Gary Dalton, D.D.S. | 10,593.52 |

WAYNE

| | |
|-------------------------------|--------------|
| Wayne General Hospital | 1,017,808.13 |
| Restful Acres Nursing Home | 490,730.49 |
| Stanley Pharmacy | 98,510.15 |
| Arthur E. Wood, III, M.D. | 88,308.28 |
| W. W. Walley, M.D. | 81,564.97 |
| Clanton Drug Co. | 70,183.49 |
| Bonner Discount Drugs | 62,662.05 |
| Travis Pharmacy | 53,411.71 |
| Lab Discount Drugs, Inc. | 51,291.48 |
| Cooley's Drugs | 34,852.42 |
| Joseph D. Stringer, D.D.S. | 33,114.91 |
| William M. Ross, M.D. | 30,802.10 |
| James P. Wood, M.D. | 29,489.57 |
| Lomax Discount Drugs | 29,310.01 |
| Daniel C. McLeod, M.D. | 25,504.27 |
| Harry Turner, Jr., M.D. | 23,491.33 |
| David L. Rice, D.D.S. | 22,897.83 |
| W. D. Young, M.D. | 22,693.66 |
| Cirila L. Reyes, M.D. | 22,075.87 |
| Amos Belknap, M.D. | 19,912.27 |
| Dixie Drugs | 18,720.47 |
| Garey A. Bonner, D.D.S. | 17,204.50 |
| ER PHY Wayne General Hospital | 11,757.01 |

WEBSTER

| | |
|---------------------------|------------|
| Eupora Health Care Center | 889,111.20 |
| Webster General Hospital | 460,470.45 |
| Murphy Drug Company | 108,747.41 |
| Charles A. Ozborn, M.D. | 61,888.12 |
| Embry Drug | 57,174.99 |
| Foodway Family Pharmacy | 46,819.98 |
| James E. Booth, M.D. | 40,626.34 |
| Booth Drugs | 40,059.57 |
| William B. Gifford, M.D. | 28,212.91 |

WILKINSON

| | |
|-------------------------------|------------|
| Field Memorial Comm. Hospital | 650,728.75 |
| Martens Drug Store | 87,356.29 |
| Catchings Clinic Owens | 65,872.23 |
| City Drug Store | 61,594.98 |
| Thomas Lobrana, D.D.S. | 53,722.81 |
| Norman's Discount Drugs | 52,124.51 |
| Catchings Clinic McGraw | 48,451.82 |
| Field Clinic Pharmacy | 36,688.98 |
| T. Delton Moore, D.D.S. | 35,889.67 |
| Richard J. Field, Jr., M.D. | 30,683.78 |
| Jack Quinn Causey, M.D. | 27,903.93 |
| Aubrey H. Nichols, M.D. | 27,325.90 |
| Centreville Drugs | 26,817.63 |
| John B. Flood, M.D. | 17,546.11 |
| Catchings Clinic Catchings | 10,685.64 |

WINSTON

| | |
|-------------------------------|------------|
| Tri County NH-Dual | 471,268.72 |
| Winston County Nursing Home | 438,756.63 |
| Winston County Comm. Hospital | 432,131.93 |
| Louisville Discount Drugs | 145,963.93 |
| Tabor Drugs | 89,909.05 |
| Charley McCool Pres. Gift | 65,104.48 |
| David D. Richardson, M.D. | 64,543.09 |
| F. Horton Giffin, D.D.S. | 54,939.44 |
| Tillman Pharmacy | 47,156.07 |
| Robert T. Land, D.D.S. | 42,229.10 |
| Boswell Rexall Drugs | 39,544.89 |
| Dewitt G. Crawford, M.D. | 35,259.21 |
| Hickman Drugs | 25,865.16 |
| Scotts Pharmacy | 22,895.78 |
| James E. Calloway, M.D. | 22,870.11 |
| Glenn Peters, M.D. | 14,213.87 |
| James R. Griffin, M.D. | 11,727.21 |
| Danny R. Clifton, O.D. | 11,323.44 |

YALOBUSHA

| | |
|---------------------------------|------------|
| Yalobusha County Nursing Home | 308,843.03 |
| Yalobusha General Hospital | 180,463.98 |
| Turnage Drug Store | 62,905.85 |
| The Drug Store | 42,983.76 |
| M & R Super Drug | 30,877.91 |
| Walleys Medical Center Pharmacy | 29,604.00 |
| Andy Jones, D.D.S. | 16,820.29 |
| Joe W. Walker, M.D. | 14,713.42 |
| Dalton E. Spears, M.D. | 13,446.98 |
| Mitchell's Drug Store | 13,295.63 |

YAZOO

| | |
|--------------------------------|--------------|
| Care Inn Yazoo City | 1,449,918.52 |
| King's Daughters Hospital | 381,517.38 |
| Vanjons Pharmacy | 162,104.95 |
| Webbs Pharmacy | 141,287.23 |
| Esseo Discount Drugs CT, Inc. | 134,435.19 |
| William N. Nelson, Jr., D.D.S. | 118,164.60 |
| David Gilder, M.D. | 86,588.81 |
| Daniel Gambrell, M.D. | 64,902.15 |
| PHY & Surgeons Pharmacy | 54,686.71 |

| | |
|----------------------------------|-----------|
| Nagle Webb Drug Inc. | 52,747.98 |
| Harrison V. Pittman, Jr., D.D.S. | 40,190.16 |
| Marion L. Sigrest, M.D. | 26,436.11 |
| William P. Thompson, M.D. | 25,051.02 |
| D & B #284 Inc. | 19,658.71 |
| Roland H. Stevens, O.D. | 18,599.39 |
| Harry L. Dowdy, M.D. | 14,704.84 |
| Robert W. Harrison, Jr., D.D.S. | 10,267.36 |
| Madison/Yazoo/Leake HC | 10,262.87 |

OUT OF STATE

| | |
|--|------------|
| U of S Alabama Medical Center | 194,787.91 |
| Hill Hospital of York | 64,658.83 |
| Mobile Infirmary Assn. | 52,939.07 |
| Red Bay Hospital | 36,780.23 |
| U of Alabama Hospitals | 14,997.04 |
| Providence Hospital | 12,523.85 |
| American Health Supply, Inc. | 11,232.92 |
| Southern Respiratory | 32,262.55 |
| Medline Industries, Inc. | 23,586.12 |
| Tulane Medical Center Hospital | 43,090.87 |
| Children's Hospital | 27,994.36 |
| Oschsner Foundation Hospital | 18,074.85 |
| Pendleton Memorial Methodist Hospital | 13,358.60 |
| Our Lady of Lake Regional Medical Center | 10,061.88 |
| Roche Biomedical Lab, Inc. | 116,848.60 |
| Lebonheur Children's Hospital | 667,985.74 |
| Baptist Memorial Hospital | 665,189.63 |
| Methodist Hospital of Memphis | 541,334.23 |
| Regional Medical Center Memphis | 419,881.28 |
| St. Francis Hospital | 96,999.46 |
| U T Hospital | 41,459.25 |
| Center Pharmacy | 30,854.76 |
| Mid South Hospital | 20,873.71 |
| Center Pharmacy | 15,725.88 |
| St. Joseph Hospital | 14,702.84 |
| Medifac Co., Inc. (The) | 14,573.96 |
| Fred's Pharmacy | 13,718.57 |
| HO Med. Services | 13,148.17 |
| Robert M. Fisher | 10,220.78 |
| Swedish Hospital Medical Center | 12,135.01 |