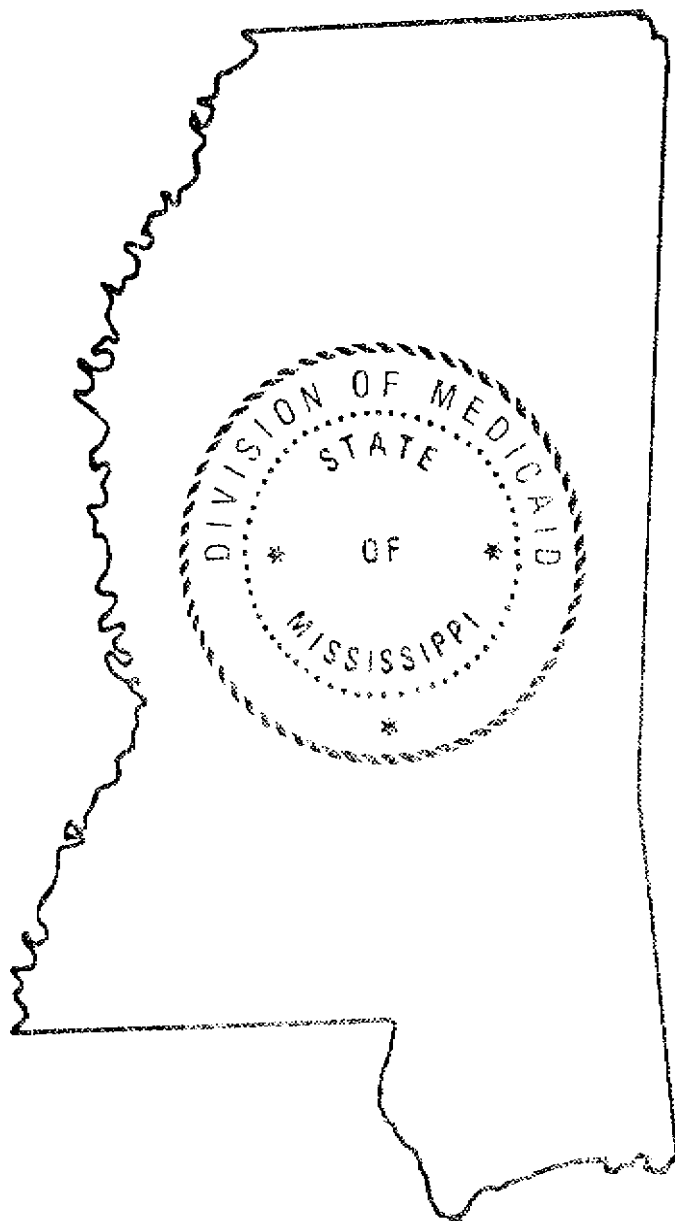


**OFFICE OF THE GOVERNOR
DIVISION OF MEDICAID**



**SIXTEENTH ANNUAL REPORT
JULY 1, 1984 — JUNE 30, 1985**



STATE OF MISSISSIPPI
OFFICE OF THE GOVERNOR
DIVISION OF MEDICAID

BILL ALLAIN
Governor

B. F. SIMMONS
Director

January 15, 1986

Honorable Bill Allain
Governor of the State of Mississippi
and
Members of the Mississippi State Legislature

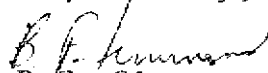
Ladies and Gentlemen:

We submit herewith the Sixteenth Annual Report of the Division of Medicaid covering the fiscal year ended June 30, 1985. It is being submitted in accordance with requirements of Section 43-13-127 of the Mississippi Code of 1972, as Amended. In it, we have attempted to provide a broad range of factual information about Mississippi's Medicaid Program in an effort to keep you and the general public fully informed.

We wish to acknowledge the vital roles played by the State Department of Public Welfare; the State Department of Health; the Mississippi Foundation for Medical Care; and the Medicaid fiscal agent, Electronic Data Systems (EDS), in the ongoing administration of the Medicaid Program. We also wish to acknowledge the health professionals in our State who provide the necessary health services and who offer technical assistance to the Medicaid Program through its advisory committees.

On behalf of approximately 346,764 Mississippians who are being helped through the Medicaid Program, we wish to thank the Governor and the Members of the Legislature for continuing to make these services available.

Respectfully,


B.F. Simmons
Director

BFS:zmvb

TABLE OF CONTENTS

Medicaid Coverage in Mississippi

Introduction	7
Medicaid Eligible Persons	8
Eligibles by County of Residence	10
Medicaid Recipients	12
Utilization Rate	13

Program Administration

Federal/State Financial Responsibility	14
Program Integrity	17
Claims Payment	18

Expenditures

Expenditures by Type of Service	19
Expenditures by Program Category of Eligibility	21
Payments Made to Providers by County	23
Payments for Recipients by County of Residence	24
Payments Made to State Health Agencies and Institutions	25

Services

Physicians	25
Prescribed Drugs	28
Nursing Home Services	29
Inpatient Hospital	30
Outpatient Hospital	31
Dental	31
Family Planning	31
Early and Periodic Screening, Diagnosis and Treatment	31

Appendix	32
----------------	----

INTRODUCTION

Medicaid is a program of medical assistance for the needy administered by the states using State appropriated funds and Federal matching funds within the provisions of Title XIX of the Social Security Act as amended. In Mississippi, the Medicaid program began on January 1, 1970. The program is administered in Mississippi by the Division of Medicaid, Office of the Governor by authority of Section 43-13-101 et seq. of the Mississippi Code of 1972.

The medical care provided by the state programs varies widely from state to state. A few states limit coverage to those services required by the Social Security Act while several states cover all permissible services. During Fiscal Year 1985, Mississippi provided coverage for six optional services in addition to the nine mandatory services. Services provided in Mississippi were:

Mandatory Services:

- Inpatient Hospital Services
- Outpatient Hospital Services
- Other Laboratory and X-Ray Services
- Skilled Nursing Home Services
- Physician Services
- Early and Periodic Screening, Diagnosis and Treatment Services (for age 17 and under)
- Home Health Services
- Family Planning Services
- Rural Health Clinic Services

Optional Services:

- Prescribed Drugs
- Dental Services (Emergency extractions for adults)
- Intermediate Care Facility Services
- Eyeglasses (necessitated by eye surgery)
- Christian Science Sanatoria Care and Services
- Emergency Ambulance Services

MEDICAID ELIGIBLES

In the text of this report, the term eligible refers to a person who is entitled to receive medical assistance in accordance with Mississippi Code Section 43-13-115 as amended and has been certified as having met the necessary requirements to receive Medicaid benefits. Individuals who can receive Medicaid benefits are:

- Supplemental Security Income (SSI) recipients, aged, blind or disabled as certified by the Social Security Administration
- Aid to Families with Dependent Children (AFDC)
 - Children within the families (AFDC Children)
 - Caretaker relatives for the children (AFDC Adults)

In addition to the above-described AFDC recipients, statutory extensions of AFDC category coverage includes the following groups:

- Pregnant women who would be AFDC if the child were born.
- Children in the custody of the State Department of Public Welfare who are in foster family homes or child caring institutions
- Children for whom the State Department of Public Welfare makes subsidized adoption payments.

Eligibility for these individuals is certified by the State Department of Public Welfare:

- Medical Assistance Only (MAO) aged, blind or disabled individuals who would be SSI eligible except for certain Social Security cost-of-living increases or who are in long-term institutional placement, i.e., nursing homes, and whose income is less than \$975.00 a month. Eligibility for this group is certified by the Division of Medicaid Regional Offices.

Medicaid eligibility certification is represented by a Medicaid Identification Card, valid for one month only. The fiscal agent for the Division of Medicaid mails a new card monthly to each eligible person or family. Information contained on the Medicaid Card includes individual's name, unique identification number and current period of eligibility. It must be shown to the provider each time a medical service is requested.

During Fiscal Year 1985, 346,764 persons in Mississippi were eligible for Medicaid benefits. The length of eligibility periods for these persons covered all possibilities from one month to the entire year. Table 1 gives the eligibility count with the corresponding percentages for the program categories. In Table 2, the monthly number of eligibles is shown by program category.

TABLE 1

TOTAL NUMBER OF PERSONS ELIGIBLE AND MONTHLY
AVERAGE NUMBER OF PERSONS ELIGIBLE WITH PERCENTAGE
DISTRIBUTION BY PROGRAM CATEGORY FOR FISCAL YEAR 1985

Program Category	Total Number of Eligible Persons	Percent of Total	Monthly Average Number of Eligible Persons	Percent of Total
Total	346,764	100.0	275,511	100.0
Aged	68,466	19.8	60,889	22.1
Blind	1,971	0.6	1,788	0.6
Disabled	65,043	18.7	57,042	20.7
AFDC Children	158,212	45.6	117,272	42.6
AFDC Adults	51,070	14.7	37,850	13.8
CWS Foster Care	2,002	0.6	670	0.2

TABLE 2

NUMBER OF PERSONS ELIGIBLE FOR MEDICAID SERVICES BY MONTH AND
BY PROGRAM CATEGORY FOR FISCAL YEAR 1985

MONTH	TOTAL	AGED	BLIND	APTD	AFDC CHILDREN	AFDC ADULTS	FOSTER CARE CHILDREN
July	275,979	61,868	1,800	55,972	117,702	37,988	649
August	274,915	61,786	1,771	55,882	117,052	37,778	646
September	275,323	61,703	1,776	56,374	117,016	37,766	688
October	275,951	61,748	1,792	56,658	117,224	37,834	695
November	274,505	60,617	1,788	56,824	116,883	37,723	670
December	274,788	61,126	1,790	57,050	116,537	37,612	673
January	274,368	61,054	1,788	57,177	116,161	37,490	698
February	275,031	60,656	1,782	57,267	116,923	37,736	667
March	275,834	60,306	1,790	57,502	117,623	37,962	651
April	276,934	60,223	1,784	57,576	118,467	38,235	649
May	277,089	59,835	1,795	58,011	118,540	38,259	649
June	275,405	59,736	1,794	58,215	117,148	37,809	703
Monthly Average	275,511	60,889	1,788	57,042	117,272	37,850	670

ELIGIBLES BY COUNTY OF RESIDENCE

The population estimates for 1985 (as computed by the Bureau of the Census, U.S. Department of Commerce) and the number of persons eligible for Medicaid on June 30, 1985, are listed by counties in Table 3. The census figures are the latest available. Tunica had the highest percent of Medicaid eligibles with 36.7 percent, and Rankin County had the lowest percent, 4.8 percent.

TABLE 3
BUREAU OF CENSUS POPULATION
FOR MISSISSIPPI COUNTIES AND
NUMBER OF PERSONS ELIGIBLE FOR MEDICAID FOR FISCAL YEAR 1985.

County	County Population	Number of Medicaid Eligibles	Percent of Population
Adams	38,711	5,579	14.4
Alcorn	35,693	3,265	9.1
Amite	13,201	1,815	13.7
Attala	19,936	2,549	12.8
Benton	8,594	1,276	14.8
Bolivar	44,356	12,476	28.1
Calhoun	16,286	1,958	12.0
Carroll	9,972	1,391	13.9
Chickasaw	18,252	2,191	12.0
Choctaw	9,350	1,351	14.4
Claiborne	13,039	2,530	19.4
Clarke	17,837	2,407	13.5
Clay	22,464	3,379	15.0
Coahoma	35,227	10,060	28.6
Copiah	27,618	4,415	16.0
Covington	16,542	2,602	15.7
DeSoto	60,848	3,724	6.1
Forrest	70,710	7,244	10.2
Franklin	8,388	1,313	15.7
George	15,922	1,397	8.8
Greene	10,429	1,362	13.1
Grenada	21,911	2,946	13.4
Hancock	27,337	2,364	8.6
Harrison	167,379	12,587	7.5
Hinds	268,866	29,844	11.1
Holmes	22,879	7,874	34.4
Humphreys	13,568	3,598	26.5
Issaquena	2,475	474	19.2
Itawamba	22,288	1,627	7.3
Jackson	130,147	8,732	6.7
Jasper	17,805	2,690	15.1
Jefferson	8,914	2,288	25.7
Jefferson Davis	14,328	2,623	18.3
Jones	65,415	6,749	10.3
Kemper	10,072	1,581	15.7
Lafayette	33,705	2,603	7.7
Lamar	26,998	2,350	8.7
Lauderdale	80,660	9,385	11.6

TABLE 3 (Continued)

County	County Population	Number of Medicaid Eligibles	Percent of Population
Lawrence	13,259	1,788	13.5
Leake	19,534	2,851	14.6
Lee	61,520	4,626	7.5
Leflore	41,324	8,794	21.3
Lincoln	32,391	3,669	11.3
Lowndes	62,190	6,879	11.1
Madison	47,336	7,151	15.1
Marion	27,275	3,954	14.5
Marshall	31,950	5,090	15.9
Monroe	37,625	4,243	11.3
Montgomery	13,577	2,755	20.3
Neshoba	25,165	2,955	11.7
Newton	20,367	2,345	11.5
Noxubee	12,574	3,729	29.7
Oktibbeha	40,568	4,653	11.5
Panola	28,673	5,386	18.8
Pearl River	37,719	4,030	10.7
Perry	10,219	1,396	13.7
Pike	37,786	5,880	15.6
Pontotoc	22,918	1,942	8.5
Prentiss	26,337	2,168	8.2
Quitman	11,484	3,510	30.6
Rankin	76,187	3,691	4.8
Scott	25,582	3,200	12.5
Sharkey	7,698	2,236	29.0
Simpson	25,474	2,638	10.4
Smith	15,787	1,546	9.8
Stone	10,681	1,038	9.7
Sunflower	34,410	7,591	22.1
Tallahatchie	15,933	4,383	27.5
Tate	21,189	3,229	15.2
Tippah	19,954	2,332	11.7
Tishomingo	19,578	1,516	7.7
Tunica	8,957	3,291	36.7
Union	23,035	1,958	8.5
Walthall	14,436	2,922	20.2
Warren	54,427	6,245	11.5
Washington	72,507	16,015	22.1
Wayne	20,152	3,341	16.6
Webster	10,273	1,479	14.4
Wilkinson	9,598	2,453	25.6
Winston	19,945	3,403	17.1
Yalobusha	13,501	1,734	12.8
Yazoo	27,365	5,765	21.1

MEDICAID RECIPIENTS

During the Fiscal Year 1985, 298,012 different persons benefited from one or more of the medical services covered by the Medicaid Program. This was a decrease of 3,254 persons or 1.1 percent from Fiscal Year 84. The distribution among the program categories remained relatively the same for the unduplicated totals. Table 4 illustrates the recipient distribution by program category while Table 5 shows the monthly recipient count by program category.

TABLE 4
RECIPIENT DISTRIBUTION BY PROGRAM CATEGORY FOR FISCAL YEAR 1985

Program Category	Number of Recipients	Percent of Total	Monthly Average Number of Recipients	Percent of Total
Total	298,012	100.0	149,447	100.0
Aged	64,225	21.5	46,195	30.9
Blind	1,689	0.5	1,073	0.7
Disabled	58,111	19.5	39,747	26.6
AFDC Children	129,888	43.7	41,450	27.7
AFDC Adults	43,107	14.5	20,744	13.9
CWS Foster Care	992	0.3	238	0.2

TABLE 5
NUMBER OF PERSONS RECEIVING ONE OR MORE MEDICAL SERVICES BY PROGRAM CATEGORY FOR FISCAL YEAR 1985

Month	Total	Aged	Blind	Disabled	AFDC Children	AFDC Adults	CWS FOSTER Care
July	148,608	48,509	1,116	39,506	38,555	20,713	209
August	140,059	44,978	1,021	37,218	36,602	20,030	210
September	139,551	44,363	1,004	36,761	37,376	19,820	227
October	156,831	48,808	1,089	40,314	44,107	22,278	235
November	170,653	50,506	1,246	48,171	45,959	24,590	181
December	155,769	48,085	1,063	39,936	45,387	21,043	255
January	140,032	45,400	1,041	37,802	36,144	19,453	192
February	147,963	43,458	1,020	37,976	45,860	19,384	265
March	151,799	47,229	1,074	40,173	42,794	20,260	269
April	151,766	42,119	1,124	40,767	45,853	21,582	321
May	148,530	45,469	1,040	39,421	41,889	20,447	264
June	141,794	45,413	1,040	38,921	36,865	19,328	227
Monthly Average	149,447	46,195	1,073	39,747	41,450	20,744	238

UTILIZATION RATE

In Fiscal Year 1985 the average monthly utilization rate rose from the 55.4 percent rate of Fiscal Year 1984 to 54.2 percent. The lowest Utilization was in September.

Table 6 gives the monthly utilization rates and the average monthly rates. Using the monthly number of eligibles and the monthly number of recipients, Table 7 shows the wide range of utilization among the program categories in Fiscal Year 1985.

TABLE 6
NUMBER OF ELIGIBLE PERSONS, NUMBER OF RECIPIENTS
AND UTILIZATION RATE BY MONTH FOR FISCAL YEAR 1985

Month	Number of Eligible Persons	Number of Recipients	Utilization Rate
July	275,979	148,608	53.85%
August	274,915	140,059	50.95%
September	275,323	139,551	50.69%
October	275,951	156,831	56.83%
November	274,505	170,653	62.17%
December	274,788	155,769	56.69%
January	274,368	140,032	51.04%
February	275,031	147,963	53.80%
March	275,834	151,799	55.03%
April	276,934	151,766	54.80%
May	277,089	148,530	53.60%
June	275,405	141,794	51.49%
Monthly Average	275,510	149,447	54.24%

TABLE 7
MONTHLY NUMBER OF ELIGIBLE PERSONS, MONTHLY NUMBER OF RECIPIENTS
AND UTILIZATION RATE BY PROGRAM CATEGORY FOR FISCAL YEAR 1985

Program Category	Monthly Number of Eligible Persons	Monthly Number of Recipients	Utilization Rate
Total	275,511	149,447	54.24%
Aged	60,889	46,195	75.87%
Blind	1,788	1,073	60.01%
Disabled	57,042	39,747	69.68%
AFDC Children	117,272	41,450	35.35%
AFDC Adults	37,850	20,744	54.81%
CWS Foster Care	670	238	35.52%

**PROGRAM ADMINISTRATION
FEDERAL/STATE FINANCIAL RESPONSIBILITIES**

The Mississippi Medicaid Program is administered by the Division of Medicaid using funds appropriated by the State and Federal government. Federal matching rates vary considerably depending upon their use in providing medical services for eligibles or in meeting administrative costs of the program. The variation in matching rates is illustrated in Chart 1.

During Fiscal Year 1985, the total administrative expense was \$9,885,273 with the Federal government paying \$6,668,292 or 67.4 percent. This total included all state agency cost and the cost of processing and paying claims by the Medicaid Fiscal Agent, EDS Federal. The Administrative expenses for Fiscal Year 1985 were 2.9 percent of the total budget.

During Fiscal Year 1985, the FMAP (Federal Medical Assistance Percentage) for most medical services in Mississippi was 77.63 percent less a 4.5 percent penalty from July 1 through September 30, 1985 due to the Omnibus Reconciliation Act of 1981. A state's FMAP is a calculated percentage based on the state's per capita income. This percentage is redetermined every two years.

Exceptions to the 77.63 percent FMAP for medical services were: Family Planning Services at 90 percent Federal money; Buy-In, Part B, for non-money payment individuals at 100 percent State money, Choctaw Indians and Indochinese refugees.

In accordance with the Social Security Act and Mississippi Medicaid Law, payment for services under Medicaid is always secondary to any third party source. At the time of a recipient's admission to a hospital and at each of his visits to a doctor's office or other service provider, a determination is made as to whether the recipient has third party coverage. Since Medicaid reimbursement is always secondary, any third party payments up to the amount expended by Medicaid are required to be refunded to the Medicaid program. A total of \$2,225,655 was collected in third party payments.

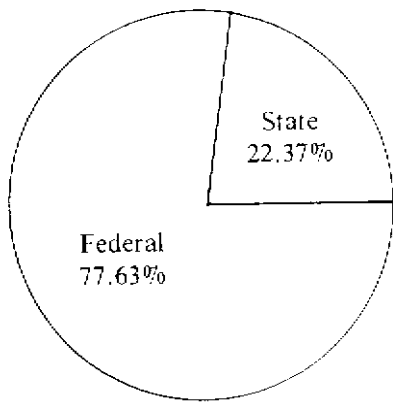
The total Medicaid expenditures represent the cost of program administration and the cost for health care services. This \$337,637,246 total is comprised of \$257,323,805 Federal money and \$80,313,441 State money.

**TRAVEL AND OTHER EXPENSES IN CONNECTION WITH
CONFERENCES, MEETINGS AND WORKSHOPS
JULY 1, 1984 – JUNE 30, 1985**

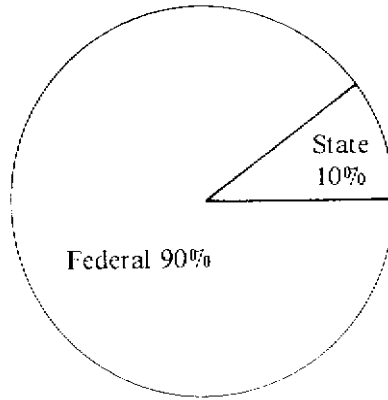
Employee's Name	Destination and Purpose	Total Cost
David Ritchie	Wilmington, Delaware – Welfare Fraud Interview/Interrogation Seminar	\$ 812.39
Melba Smith	Hartford, Connecticut – National Workshop Welfare and Research Statistics	\$ 839.53
William Allen	Arlington, Virginia – Medicaid Management Information System	\$ 2,270.06
Kay Anders	Conference	
Mike Lucius		
Ernest Bowen	Atlanta, Georgia – National Eligibility Workers Association Conference	\$ 1,220.47
Alice Stuart		
James Lowery	Seattle, Washington – National Public Welfare QC Director's Association	\$ 2,150.58
Rhea Power	Annual Meeting	
Martin F. White, Sr.	Raleigh, North Carolina – State Medicaid Director's Meeting	\$ 621.44
B.F. Simmons	Washington, D.C. – Long-Term Care Seminar HCC of the American Public Welfare Association and the State Medicaid Director's Executive Committee Meeting	\$ 705.60
Charlotte Peavie	Denver, Colorado – Intergovernmental Options for Reducing Infant Mortality	\$ 521.57
Virginia Walker	Atlanta, Georgia – National Academy of Science Meeting	\$ 460.81
Gayle Gamble	Washington, D.C. – The Complex Cube of Long-Term Care Seminar	\$ 2,710.80
Frankie Johns		

William Allen	Santa Fe, New Mexico – Second National Conference on Home and Community Based Waivers	\$ 508.08
Lary Daniels	Atlanta, Georgia – Inspector General’s Conference	\$ 656.40
Jimmy Johnson	Mobile, Alabama – American Public Welfare Association Convention	\$ 1,111.20
Dorothy Jones		
Martin F. White, Sr.		
James Steele	Atlanta, Georgia – Association of Medical Pharmacy Administrators	\$ 745.72
Everett Nolen		
B.F. Simmons	Atlanta, Georgia – Meeting on Third Party Recovery	\$ 443.46
William Phillips	San Antonio, Texas – Conference of American Association of Public Welfare	\$ 1,046.55
Ann Slaughter	Memphis, Tennessee – Conference on Children and Youth	\$ 312.58
Rhea Power	Tallahassee, Florida – HCFA Medicaid Eligibility Conference	\$ 2,199.07
Peggy Seale		
Nancy Spencer		
Betty Williams		
B.F. Simmons	El Paso, Texas – APWA Conference	\$ 598.38
Lary Daniels	Harrisburg, Pennsylvania – Medical DRG Review	\$ 862.56
Kay Anders	Montgomery, Alabama – Healthcare in Alabama: The Medical Prospective	\$ 190.41
Peggy Seale		
B.F. Simmons	Washington, D.C. – State Medicaid Group and Health Care Committee of SMDA – President Reagan’s Budget Hearing	\$ 707.00
Virginia Walker	Atlanta, Georgia – Regional Early Periodic Screening and Treatment	\$ 542.49
Thomas Gatewood	Conference – Denver, Colorado – National SURS Conference	\$ 2,325.14
Michael Lucius		
Jane Streets		
Jimmy Johnson	Washington, D.C. – ICF/MR Conference	\$ 1,784.55
B.F. Simmons		
Ann Slaughter		
Kay Anders	Atlanta, Georgia – BPST Implementation Workshop	\$ 919.23
James Lowery		
B.F. Simmons		
James Steele	Atlanta, Georgia – Medicaid Drug Reimbursement Project	\$ 75.11
Laura Butts	Williamsburg, Virginia – HCFA State Medicaid Director’s Annual Conference	\$ 3,353.14
Lisa Dellapenna		
Kelly Glorioso		
B.F. Simmons		
Virginia Walker		
B.F. Simmons	Alexandria, Louisiana; Baton Rouge, Louisiana – Review of Nursing Homes in Louisiana	\$ 402.84
Virginia Walker		
Peggy Seale		
James Lowery	Nashville, Tennessee – Preferred Providers Project	\$ 318.84
B.F. Simmons	Washington, D.C.; Rensselaerville, New York – Regional Office Meeting NCHSR Long-Term Care	\$ 635.96
Benny Brewer	Kansas City, Missouri – National Medicaid Third Party Liability Conference	\$ 1,146.81
Kathy Harris		
Linda Edwards	Atlanta, Georgia – Medicaid/SSI Eligibility Training Conference	\$ 1,577.24
Betty Williams		
Rhea Power		
Everett Nolen	Atlanta, Georgia – Medicaid Drug Reimbursement Project	\$ 431.87
James Lowery	Jefferson City, Missouri; Kansas City, Missouri; Memphis, Tennessee – Preferred Providers Project	\$ 489.94
TOTAL		\$35,697.82

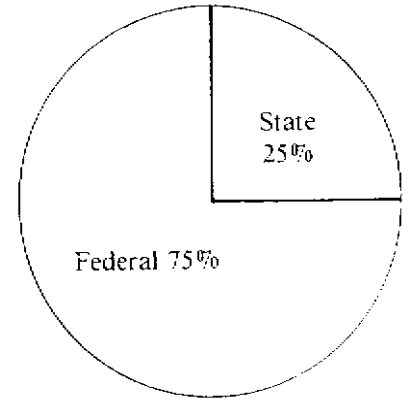
CHART 1



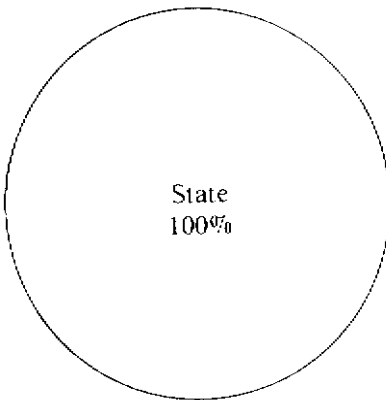
Health Care Services



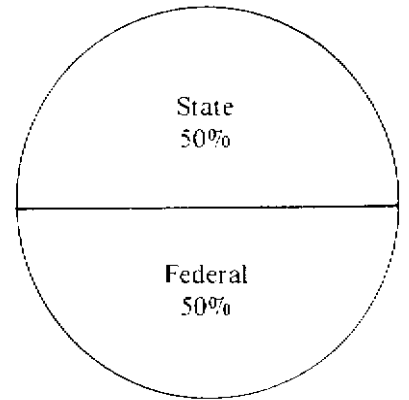
Family Planning



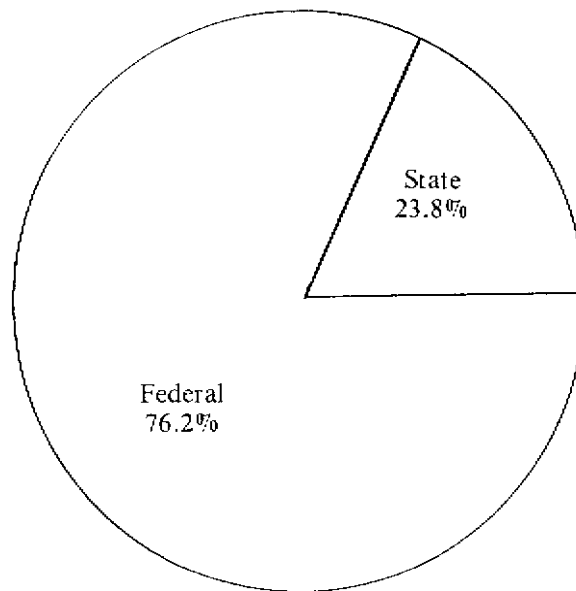
Professional Staff and
Related Administrative Costs



Buy-In Premium
for Non-Money Payment
Eligibles



Other Administration



Total Expenditures of Medicaid Program

SOURCE OF FUNDS BY TYPE OF EXPENSE AND PERCENTAGE DISTRIBUTION
OF STATE AND FEDERAL FUNDS

PROGRAM INTEGRITY

The Division of Medicaid is responsible for conducting on-site investigations of providers and for monitoring both provider and recipient utilization in the Medicaid Program. The Division of Medicaid is required, under both State and Federal laws, to conduct periodic checks of provider records in order to verify actual receipt of services for which payment has been made and to investigate any cases suggestive of program abuse or misuse. Verification of receipt of services is also accomplished through recipient contact.

The existence of the Program Integrity Division continues to serve as an invaluable deterrent to potential fraud and abuse of benefits in the Medicaid Program. Activities in this area continue to expand and keep pace with the growth of the program.

With the assistance of a computerized surveillance and utilization reporting system, the Division is able to maintain practice and service profiles on all providers of service and on recipients who participate in or receive services through the Medicaid Program. These profiles provide indicators of possible fraudulent activities or abuse of Program benefits and are an important source of information upon which the Program Integrity Division bases its investigations. Examples of the types of profile information used are: frequency of physicians visits for a given recipient, ratio of laboratory procedures to medical visits for a physician, the average length of stay of recipients for a hospital, and extractions per recipient for a dentist. Exceptional reporting techniques are used to identify the unusual or exceptional profiles.

Reports of any investigations which reveal a significant irregularity are made to the Division. These investigations may result in monetary recovery, termination as a provider of Medicaid services, or referral to the Medicaid Fraud Control Unit located in the office of the Attorney General.

TABLE 8

PAID CLAIMS FY 85

Type of Service	July	August	September	October	November	December	January	February	March	April	May	June	TOTAL
Inpatient	9,498	6,727	7,704	7,698	3,635	8,028	6,659	7,441	10,280	13,404	8,801	10,052	99,927
Outpatient	29,612	20,468	18,680	19,217	13,257	25,359	18,276	20,642	23,898	26,234	20,325	20,596	256,564
Lab X-Ray	9,123	5,377	5,813	8,968	4,618	5,977	3,664	3,046	5,248	4,980	5,568	4,250	66,632
Skilled Nursing	5,311	5,193	5,107	5,133	4,768	5,177	5,048	5,192	5,813	5,765	5,495	5,469	63,471
EPSDT	8,424	8,612	9,316	10,614	7,133	12,439	4,426	9,949	7,326	9,783	8,738	6,582	103,342
Physician	115,194	104,828	98,363	149,658	67,900	163,366	101,162	98,857	130,527	125,269	118,138	103,258	1,376,520
Home Health	1,529	762	910	1,074	507	947	780	1,171	755	980	735	820	10,970
Emergency Ambulance	1,225	943	882	1,154	643	1,054	908	774	1,226	1,008	1,047	614	11,478
Drugs	280,357	216,236	215,831	283,922	214,478	240,601	235,565	243,429	260,152	285,719	240,694	228,757	2,945,741
Dental	3,714	2,728	3,164	4,037	3,102	3,513	2,256	2,027	3,663	4,119	3,285	2,504	38,112
Eyeglasses	166	143	125	145	51	10	70	114	78	119	132	107	1,260
Inter. Nursing	6,878	6,634	6,633	6,725	6,374	6,450	6,425	6,602	7,616	7,078	6,722	6,904	81,041
Inter. Nursing (MR)	1,571	1,548	1,559	1,587	1,442	1,644	1,542	1,519	1,587	1,601	1,518	1,553	18,671
Family Planning	654	3,548	2,011	2,926	1,542	984	3,684	881	2,104	2,517	1,969	2,083	24,903
Clinic Services	747	1,080	1,050	1,436	662	1,065	509	578	713	1,394	1,061	626	10,921
EPSDT Dental	6,259	5,515	5,455	7,398	5,453	7,179	3,880	5,132	5,783	7,391	5,339	3,638	68,422
EPSDT Eye	866	954	1,222	1,631	1,016	1,311	855	1,065	1,065	1,591	1,086	778	13,440
EPSDT Hearing	28	22	14	54	34	31	12	21	36	44	28	34	358
Total	481,156	391,318	383,839	513,377	336,615	485,135	395,721	408,440	467,870	498,996	430,681	398,625	5,191,773

EXPENDITURES

EXPENDITURES BY TYPE OF SERVICE

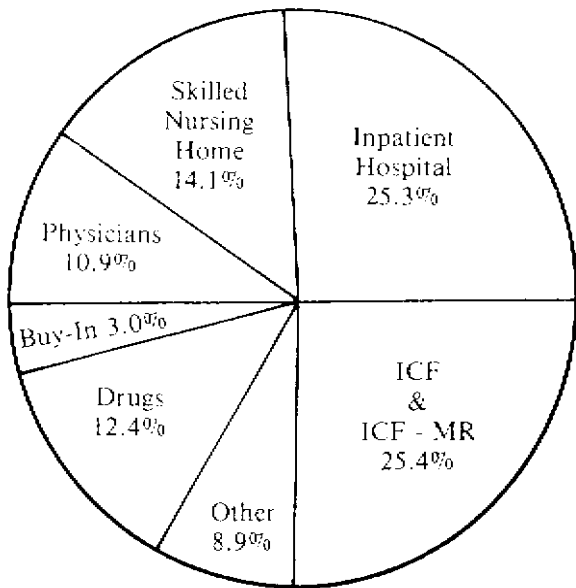
Total medical expenditures for Fiscal Year 1985 amounted to \$327,751,973. This was an increase of 0.9 percent over Fiscal 84.

The medical services which accounted for the largest expenditures were Inpatient Hospital with \$66,170,370 and Nursing Home Care with \$139,102,496.

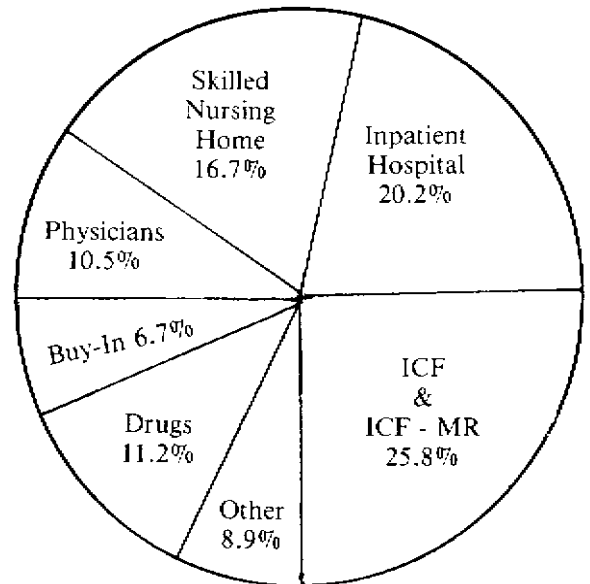
Chart 2 compares the percentage distribution of expenditures for the major medical services during Fiscal 84 and FY 85.

Table 9 shows the actual amount spent in medical service with the percent increase or (decrease), and Table 10 gives the average spent per recipient in each service.

CHART 2



Fiscal Year 1984



Fiscal Year 1985

PERCENTAGE DISTRIBUTION OF EXPENDITURES BY TYPE OF SERVICE
FOR FISCAL YEAR 1984 AND FISCAL YEAR 1985

TABLE 9
EXPENDITURES FOR MEDICAL SERVICES BY TYPE OF SERVICE
FOR FISCAL YEAR 1984 AND FISCAL YEAR 1985

Type of Service	Fiscal Year 1984 Expenditures	Fiscal Year 1985 Expenditures	Percent of Increase or (decrease)
Total	\$ 324,882,313	\$ 327,751,973	0.88
Inpatient Hospital	82,023,403	66,170,370	(19.33)
Outpatient Hospital	11,395,832	12,430,836	9.08
Laboratory + X-Ray	1,112,202	1,009,041	(9.27)
Skilled Nursing Facility	45,962,535	54,598,709	18.78
Physicians	35,210,688	34,569,567	(1.82)
EPSDT	8,997,310	8,644,704	(3.92)
Home Health	1,939,639	1,945,119	0.28
Emergency Ambulance	528,770	542,288	(2.56)
Prescribed Drugs	40,131,656	36,669,358	(8.63)
Dental Care	1,625,368	1,492,505	(8.17)
Eyeglasses	234,726	64,578	(72.49)
Intermediate Care Facility	59,062,797	58,307,676	(1.28)
Intermediate Care Facility Mentally Retarded	23,473,254	26,196,202	11.60
Family Planning	2,909,024	2,915,187	0.21
Buy-In, Part B Medicare	10,014,312	21,934,332	119.03
Clinic Services	260,797	261,501	0.27

TABLE 10
EXPENDITURES FOR MEDICAL SERVICES BY TYPE OF SERVICE
NUMBER OF RECIPIENTS FOR EACH SERVICE AND
AVERAGE SPENT PER RECIPIENT FOR FISCAL YEAR 1985

Type of Service	Total Expenditures	Number of Recipients	Average Spent per Recipient
Total	\$ 327,751,973	298,012	\$ 1,099.79
Inpatient Hospital	66,170,370	60,691	1,090.28
Outpatient Hospital	12,430,836	107,146	116.01
Laboratory + X-ray	1,009,041	35,967	28.05
Skilled Nursing Facility	54,598,709	7,189	7,594.76
Physicians	34,569,567	244,875	141.17
EPSDT ¹	8,644,704	66,339	130.31
Home Health	1,945,119	3,012	645.79
Emergency Ambulance ²	542,288	11,478	47.25
Prescribed Drugs	36,669,358	236,939	154.76
Dental Care	1,492,505	70,657	21.12
Eyeglasses	64,578	6,939	9.31
Intermediate Care Facility	58,307,676	8,592	6,786.27
Intermediate Care Facility Mentally Retarded	26,196,202	1,652	15,857.26
Family Planning	2,915,187	28,728	101.47
Buy-In, Part B. Medicare ³	21,934,332	84,138	260.69
Clinic Services	261,501	3,421	76.44

¹ Only persons under 18 years of age are eligible.

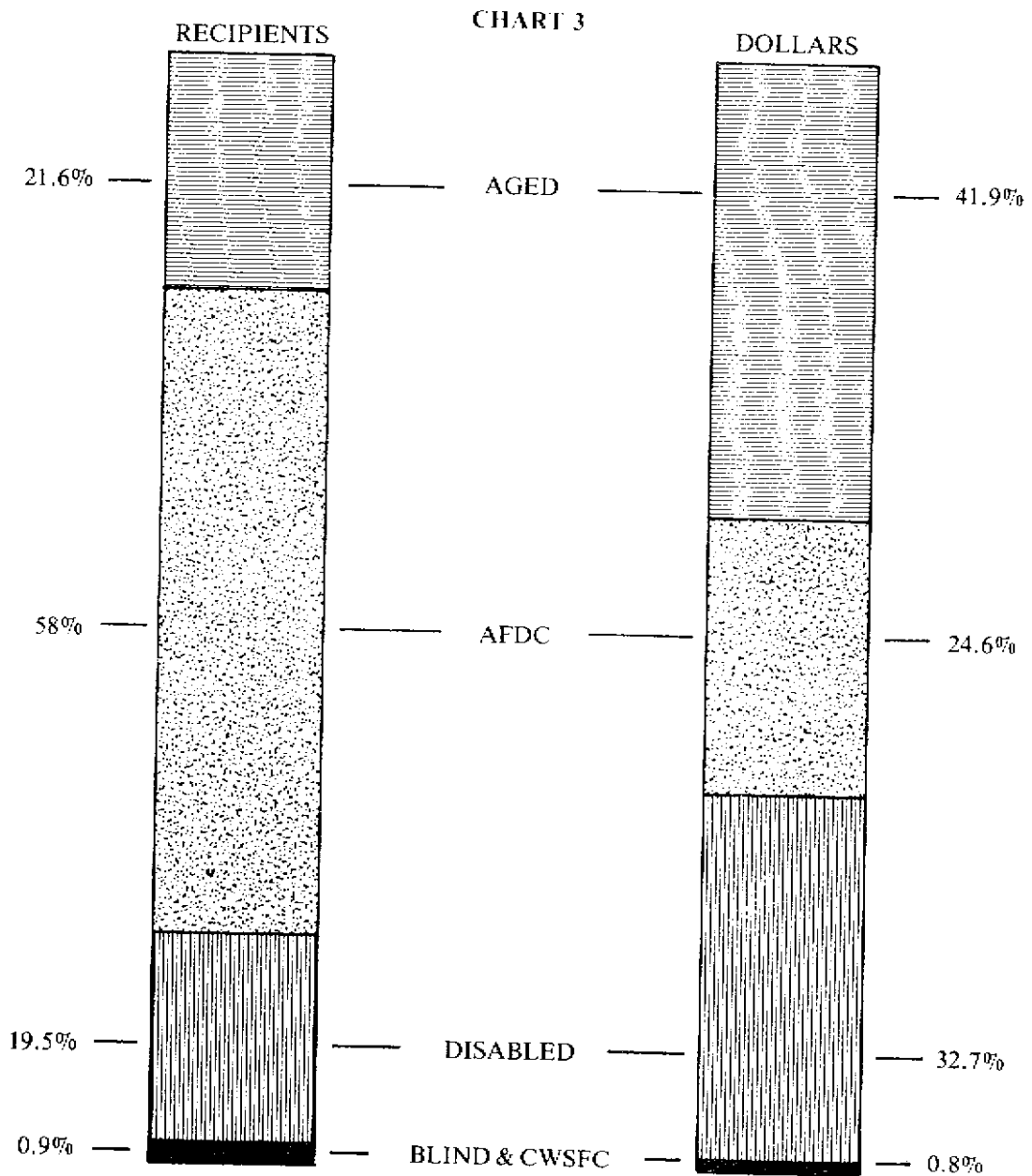
² Number of Ambulance Services paid claims, not number of recipients

³ Average Number of monthly Buy-In recipients.

EXPENDITURES BY PROGRAM CATEGORY OF ELIGIBILITY

About 42 percent of the total expenditures for medical services in Fiscal Year 1985 was spent for the Aged Category. While only 22 percent of eligibles were in the Aged Category, over \$108 million was paid for nursing home care and drugs, approximately \$21 million for Buy-In, Part B premiums, and \$6.8 million for physician's services for the Medicaid elderly persons.

A comparison of the expenditures of each program category is presented graphically in Chart 3. In Table 11, these amounts are shown with the average cost per recipient. Table 12 lists the medical services expenditures which exceeded one million dollars in the year. EPSDT benefits are only provided for individuals under age 18; and Buy-In, Part B premiums are paid only for those eligible persons age 65 or over or who otherwise qualify for Medicare.



DIVISION OF MEDICAID
 RECIPIENTS AND DOLLARS SPENT BY PROGRAM CATEGORY
 FISCAL YEAR 1985

TABLE 11

TOTAL EXPENDITURES FOR MEDICAL SERVICES, TOTAL NUMBER OF RECIPIENTS, AVERAGE SPENT PER RECIPIENT, AND PERCENTAGE BY PROGRAM CATEGORY FOR FISCAL YEAR 1985

Program Category	Expenditures	Percent of Total	Total No. Recipients	Percent of Total	Average Per Recipient
Total	\$327,751,973	100.00	298,012	100.0	\$ 1,099.79
Aged	137,393,627	41.92	64,225	21.5	2,139.25
Blind	2,327,039	0.71	1,689	0.6	1,377.76
Disabled.....	107,273,221	32.73	58,111	19.5	1,846.00
AFDC Children	47,851,788	14.60	129,888	43.6	368.41
AFDC Adults	32,709,647	9.98	43,107	14.5	758.80
CWS Foster Care	196,651	0.06	992	0.3	198.24

TABLE 12

EXPENDITURES FOR MAJOR MEDICAL SERVICES BY PROGRAM CATEGORY FOR FISCAL YEAR 1985

Type of Service	Total	Aged	Blind	Disabled	AFDC Children	AFDC Adults	CWS Foster Care
Inpatient Hospital	\$66,170,370	\$11,910,667	\$529,363	\$22,497,926	\$17,204,296	\$13,895,778	\$132,340
Outpatient	12,430,836	2,415,311	101,933	4,421,648	3,301,630	2,154,264	36,050
Skilled Nursing	54,598,709	43,345,915	376,731	10,865,143	10,920	—	—
Physicians	34,569,567	6,830,946	245,444	9,368,353	10,287,903	7,798,894	38,027
EPSDT	8,644,704	—	4,322	229,085	8,372,396	—	38,901
Prescribed Drugs	36,669,358	15,489,137	344,692	14,598,071	3,182,900	3,043,557	11,001
Dental Care	1,492,505	55,820	4,030	154,922	1,136,841	130,893	9,999
Intermediate Care	84,503,878	49,747,433	490,123	34,232,521	—	—	33,801
Buy-In Part B Medicare	21,934,332	15,395,708	188,635	6,349,989	—	—	—

PAYMENTS MADE TO PROVIDERS BY COUNTY

The total paid to providers of medical services in each county is shown in Table 13. The recipients served by the providers during Fiscal Year 1985 were not necessarily residents of that county, but the providers were.

TABLE 13
TOTAL PAYMENTS TO PROVIDERS BY COUNTY FOR FISCAL YEAR 1985

County	Total Payments	County	Total Payments
Adams	\$ 4,459,054.15	Leflore	\$ 8,068,842.47
Alcorn	3,660,762.43	Lincoln	5,269,113.46
Amite	1,018,771.47	Lowndes	3,913,524.31
Attala	1,484,502.86	Madison	3,640,826.09
Benton	50,382.37	Marion	2,626,546.76
Bolivar	9,097,352.96	Marshall	2,304,081.09
Calhoun	1,559,665.13	Monroe	3,522,090.85
Carrol	139,059.10	Montgomery	2,047,726.20
Chickasaw	1,952,829.94	Neshoba	1,671,979.81
Choctaw	653,580.37	Newton	2,325,686.23
Claiborne	835,534.45	Noxubee	1,204,783.56
Clarke	1,692,288.55	Oktibbeha	4,455,148.74
Clay	1,966,788.68	Panola	3,251,195.57
Coahoma	6,202,612.04	Pearl River	2,892,875.01
Copiah	1,878,990.44	Perry	482,413.90
Covington	1,467,696.34	Pike	4,658,003.93
DeSoto	1,469,256.36	Pontotoc	1,397,543.00
Forrest	10,010,262.76	Prentiss	1,754,074.72
Franklin	864,991.83	Quitman	1,815,658.15
George	979,524.04	Rankin	7,877,981.84
Greene	928,473.41	Scott	1,705,288.15
Grenada	3,892,332.51	Sharkey	1,233,080.91
Hancock	1,027,529.57	Simpson	5,620,473.01
Harrison	11,190,703.58	Smith	1,486,540.85
Hinds	37,548,031.68	Stone	1,008,282.21
Holmes	2,271,451.56	Sunflower	2,997,908.14
Humphreys	1,849,022.92	Tallahatchie	1,227,899.70
Issaquena	21,094.55	Tate	2,356,270.46
Itawamba	1,533,231.82	Tippah	2,838,347.09
Jackson	4,888,161.91	Tishomingo	1,704,786.91
Jasper	1,117,373.54	Tunica	707,869.32
Jefferson	719,701.91	Union	2,255,623.74
Jefferson Davis	1,126,586.04	Walthall	1,539,201.17
Jones	12,641,574.15	Warren	4,472,959.34
Kemper	751,851.45	Washington	8,210,502.08
Lafayette	6,430,297.30	Wayne	2,005,470.28
Lamar	1,367,721.15	Webster	1,647,542.86
Lauderdale	8,568,982.18	Wilkinson	1,021,232.63
Lawrence	1,248,240.74	Winston	1,991,881.27
Leake	2,078,205.21	Yalobusha	608,600.00
Lee	7,250,289.69	Yazoo	2,563,444.49

PAYMENTS FOR RECIPIENTS BY COUNTY OF RESIDENCE

TABLE 14
AMOUNT OF EXPENDITURES FOR RECIPIENTS BY COUNTY OF RESIDENCE FOR FISCAL YEAR 1985

County	Total Payments	County	Total Payments
Adams	\$ 4,262,590.13	LeFlore	\$ 6,921,587.20
Alcorn	3,737,780.00	Lincoln	5,354,772.67
Amite	746,153.01	Lowndes	4,132,746.83
Attala	1,950,177.65	Madison	4,821,898.14
Benton	523,307.62	Marion	3,514,116.62
Bolivar	9,232,713.18	Marshall	3,124,636.49
Calhoun	2,058,976.32	Monroe	3,576,641.04
Carroll	687,842.37	Montgomery	2,123,680.17
Chickasaw	2,104,161.17	Neshoba	2,666,197.53
Choctaw	889,018.68	Newton	2,214,561.35
Claiborne	1,075,099.77	Noxubee	1,435,472.47
Clarke	2,009,460.29	Oktibbeha	4,359,019.22
Clay	2,123,232.18	Panola	3,463,145.05
Coahoma	6,198,968.35	Pearl River	3,222,035.35
Copiah	2,692,045.24	Perry	759,177.64
Covington	1,839,873.03	Pike	4,088,207.04
DeSoto	2,122,936.73	Pontotoc	1,761,765.44
Forrest	7,131,390.00	Prentiss	1,999,312.83
Franklin	1,120,787.31	Quitman	2,212,998.96
George	1,190,464.57	Rankin	9,621,839.26
Greene	1,402,857.12	Scott	1,961,630.55
Grenada	3,588,639.38	Sharkey	1,482,308.08
Hancock	1,339,284.66	Simpson	5,540,849.99
Harrison	10,844,327.57	Smith	1,943,008.99
Hinds	18,687,727.00	Stone	1,159,381.39
Holmes	3,455,869.65	Sunflower	4,409,670.91
Humphreys	2,230,397.81	Tallahatchie	2,204,037.10
Issaquena	168,607.10	Tate	2,376,479.77
Itawamba	1,890,136.41	Tippah	2,625,016.16
Jackson	5,225,768.44	Tishomingo	1,835,923.36
Jasper	1,604,323.32	Tunica	1,313,640.79
Jefferson	1,040,928.63	Union	1,887,257.69
Jefferson Davis	1,661,711.12	Walthall	2,025,217.90
Jones	12,562,443.51	Warren	4,031,842.03
Kemper	1,025,573.89	Washington	8,299,879.99
Lafayette	5,696,069.54	Wayne	2,196,060.20
Lamar	1,984,344.46	Webster	1,481,904.59
Lauderdale	7,855,433.75	Wilkinson	1,767,258.24
Lawrence	1,334,791.91	Winston	2,426,258.35
Leake	2,370,857.34	Yalobusha	1,072,593.73
Lee	4,729,509.48	Yazoo	3,667,501.38

TABLE 15
AMOUNT PAID TO STATE HEALTH AGENCIES AND
INSTITUTIONS BY SOURCE OF FUNDS FOR FISCAL YEAR 1985

Name of Agency or Institution	Total Amount of Payment	From Federal Funds	From State Funds
Total	\$ 37,304,230	\$ 28,966,255	\$ 8,337,975
Boswell Retardation Center (Sanitorium)	1,316,419	1,021,936	294,483
East Miss. State Nursing Home (NHs) (Meridian)	1,900,665	1,475,486	425,179
Ellisville State School (NHs) (Ellisville)	7,959,976	6,179,329	1,780,647
Kuhn Memorial Hospital (Vicksburg)	335,972	260,815	75,157
Matty Hersee Hospital (Meridian)	767,630	602,897	164,733
South Miss. State Hospital (Laurel)	339,803	263,789	76,014
Miss. Crippled Children's Ctr. (NHs) (Jackson)	85,984	66,749	19,235
North Miss. Retardation Ctr. (NHs) (Oxford)	4,117,441	3,196,369	921,072
State Board of Health (Jackson)	3,386,329	2,628,807	757,522
University Medical Ctr. (Jackson)	8,694,498	6,749,538	1,944,960
South Miss. Retardation Ctr. (NHs) (Long Beach)....	1,712,194	1,329,176	383,018
Hudspeth Retardation Ctr. (NHs) (Whitfield)	4,215,447	3,272,451	942,996
Miss. State Hospital (NHs) (Whitfield)	2,242,155	1,740,584	501,571
Miss. State Hospital (Whitfield)	229,717	178,329	51,388

SERVICES
PHYSICIANS' SERVICES

During Fiscal Year 1985, a total of 3,169 physicians participated in the Medicaid Program. Medical services rendered or ordered by all participating physicians for Medicaid recipients included:

427,995	Laboratory procedures
63,948	Injections
125,573	Radiology procedures
57,178	Surgical procedures

TABLE 16
TOTAL NUMBER OF RECIPIENTS, NUMBER USING PHYSICIAN SERVICES
BY PROGRAM CATEGORY FOR FISCAL 1985

	Total Number of Recipients	Recipients Using Service	Percent of Total
Total	298,012	244,875	82.2
Aged	64,225	55,173	18.5
Blind	1,689	1,455	0.5
Disabled	58,111	50,320	16.9
AFDC Children	129,888	99,770	33.5
AFDC Adults	43,107	37,517	12.6
CWS Foster Care	992	640	0.2

During Fiscal Year 1985, \$34,569,567 was expended for Physicians' Services. Distribution by program categories shows the aged with 19.76% of the total expenditures. The children in the Aid to Families with Dependent Children who received physicians' care accounted for 29.76 percent of the total money paid.

Table 17 shows distribution of the total expenditures.

TABLE 17
AMOUNT OF EXPENDITURES WITH PERCENTAGE DISTRIBUTION
FOR PHYSICIANS' SERVICES BY PROGRAM CATEGORY
FOR FISCAL YEAR 1985

Program Category	Expenditures	Percent
Total	\$34,569,567	100.00
Aged	6,830,946	19.76
Blind	245,444	0.71
Disabled	9,368,353	27.10
AFDC Children	10,287,903	29.76
AFDC Adults	7,798,894	22.56
CWS Foster Care	38,027	0.11

TABLE 18
AMOUNT OF EXPENDITURES WITH PERCENTAGE DISTRIBUTION
FOR PHYSICIANS' SERVICES BY AGE GROUPS
FOR FISCAL YEAR 1985

Age in Years	Expenditures	Percent
Total	\$34,569,567	100.00
Under 6	3,961,672	11.46
6-20	7,014,165	20.29
21-64	14,698,980	42.52
Over 64	8,894,750	25.73

There were 793,445 physicians' visits during Fiscal Year 85. The average number of visits per recipient by program category ranged from a low of 2.8 to a high of 4.9. In Table 19, the average number and the total number of visits for each program category are given. In Table 20, physician visits are shown by the place of the visit.

TABLE 19
NUMBER OF PHYSICIANS' VISITS, AVERAGE NUMBER OF VISITS PER RECIPIENT
BY PROGRAM CATEGORY FOR FISCAL YEAR 1985

Program Category ¹	Number of Physicians' Visits	Number of Recipients	Average Visit Per Recipient
Blind.....	4,951	1,455	3.4
Disabled.....	193,874	50,320	3.9
AFDC Children.....	337,818	99,770	3.4
AFDC Adults.....	184,503	37,517	4.9
CWS Foster Care.....	1,760	640	2.8

¹Aged Category omitted since only Medicare coinsurance and deductibles are paid on the majority of visits made by persons in the Aged Category.

TABLE 20
NUMBER OF PHYSICIANS VISITS BY PLACE OF VISIT
FOR FISCAL YEAR 1985

Place of Visit	Number of Visits	Percent
Total.....	793,445	100.00
Physician's office.....	568,034	71.59
Hospital.....	125,525	15.82
Nursing Home.....	9,297	1.17
Emergency Room.....	66,857	8.43
Recipient's Home.....	692	0.09
Consultations.....	11,695	1.47
Elsewhere.....	11,345	1.43

PRESCRIBED DRUGS

Drug recipients numbered 236,939. The average number of prescriptions per recipient was 12.0 per year.

Table 21 shows the number of prescriptions and the average number of prescriptions per Medicaid drug recipient by program category in Fiscal Year 1985.

TABLE 21

**NUMBER OF PRESCRIPTIONS, NUMBER OF RECIPIENTS, AND
AVERAGE NUMBER PRESCRIPTIONS PER RECIPIENT
BY PROGRAM CATEGORY FOR FISCAL YEAR 1985**

Program Category	Number of Prescriptions	Percent of Total	Number of Recipients	Percent of Total	Average Rx Per Recipient
Total	2,854,322	100.00	236,939	100.00	12.0
Aged	1,186,119	41.57	59,186	25.00	20.0
Blind	25,161	0.88	1,521	0.65	16.5
Disabled	1,007,890	35.33	52,611	22.24	19.2
AFDC Children . . .	363,256	12.74	87,637	37.11	4.1
AFDC Adults	270,445	9.48	35,522	15.00	7.6
CWS Foster Care . .	1,451	*	462	*	3.1

*Less than 0.05%

NURSING HOME SERVICES

Medicaid nursing home patients are classified as needing skilled care, intermediate care or special care for the mentally retarded. Nursing homes are certified to render one or more of the above levels of care and are designated as Skilled Nursing Homes, Dual Nursing Homes, Intermediate Nursing Homes for the Mentally Retarded. A Dual Nursing Home cares for both skilled and intermediate patients and complies with Federal Regulations governing both levels of care.

Medicaid Income (which is applied to the nursing home cost) consists of all of patient's income above \$44.00 a month. The Medicaid payment is reduced by the amount of Medicaid Income.

During Fiscal Year 1985, Skilled and Dual nursing homes rendered 1,678,342 days of care to 7,189 Medicaid patients. The total Medicaid cost of care was \$54,598,709 which averages out to \$32.53 per day for patients in Skilled and or Dual homes.

Intermediate nursing homes rendered 2,191,251 days of care to 8,592 Medicaid patients. The total Medicaid Cost of the care was \$58,307,676 which averages out to \$26.61 per day for patients in intermediate care nursing homes.

Intermediate Nursing homes for the mentally retarded rendered 529,718 days of care to 1,652 Medicaid patients. The total cost of the Medicaid program was \$26,196,202 which averages out to \$49.45 per day for patients in intermediate care nursing homes for the mentally retarded.

Overall the Nursing Home program provided 4,399,311 days of care to 17,433 Medicaid patients at a cost of \$139,102,587 to the Medicaid program.

TABLE 22

NUMBER OF RECIPIENTS AND NUMBER OF DAYS OF CARE FOR NURSING HOME FACILITIES BY PROGRAM CATEGORY FOR FISCAL YEAR 1985

Program Category	Skilled Nursing Homes		Intermediate Care Facilities		Intermediate Care Facilities-MR	
	Recipients	Days of Care	Recipients	Days of Care	Recipients	Days of Care
Total	7,189	1,678,342	8,592	2,191,251	1,652	529,718
Aged	6,040	1,381,857	7,363	1,898,025	14	4,288
Blind	30	8,665	26	6,519	18	5,189
Disabled	1,118	287,665	1,193	286,404	1,612	519,647
AFDC Children	1	155	7	234	1	56
AFDC Adults	0	0	1	52	0	0
CWS Foster Care	0	0	2	17	7	538

INPATIENT HOSPITAL SERVICES

During Fiscal Year 1985, there were 44,130 hospital discharges with 174,005 days of inpatient hospital care covered by Medicaid. The average length of stay was 3.9 days, a decrease of 0.8 from the previous year. For the relatively small number of persons covered in the Aged Category who do not qualify for Part A of Medicare, Medicaid pays for their hospital services. Elderly recipients had the longest average length of stay for each period of hospitalization. Table 23 shows the number of recipients of Inpatient Hospital Service benefits with the number of discharges and days of care during Fiscal Year 1985. Those persons who have hospital coverage under Part A of Medicare are not included in the table. Medicaid paid their hospital deductible and coinsurance charges.

A total of 122 hospitals participated in the Medicaid program.

TABLE 23

NUMBER OF RECIPIENTS, NUMBER OF DISCHARGES, TOTAL DAYS OF HOSPITAL CARE AND AVERAGE LENGTH OF STAY FOR MEDICAID RECIPIENTS BY PROGRAM CATEGORY FOR FISCAL YEAR 1985

Program Category	Number of Recipients*	Number of Discharges	Days of Care	Avg. Hospital Length of Stay
Total	32,601	44,130	174,005	3.9
Aged	334	431	3,189	7.4
Blind	218	296	1,535	5.2
Disabled	7,983	12,530	61,816	4.9
AFDC Children	13,691	16,966	58,155	3.4
AFDC Adults	10,290	13,798	48,736	3.5
CWS Foster Care	85	109	574	5.3

*Not included are Medicaid recipients covered under Part A of Medicare.

OUTPATIENT HOSPITAL SERVICE

A total of 142,981 outpatient hospital visits were provided to 107,146 recipients during Fiscal Year 1985, with an average of 1.3 visits per out-patient recipient.

DENTAL SERVICES

Limited dental care was provided to 71,845 persons during Fiscal Year 1985 with expenditures amounting to \$1,393,576. A total of 88,483 procedures were provided.

An average of 457 dentists participated in the program during the fiscal year.

FAMILY PLANNING SERVICES

Expenditures for Family Planning Services amounted to \$2,915,187 in Fiscal Year 1985 with the Federal government paying 90 percent and Mississippi paying 10 percent of the total. Payments were made to private physicians, pharmacies, and Family Planning Clinics located throughout the state. A total of 28,728 different persons received Family Planning Services during the year.

EARLY AND PERIODIC SCREENING, DIAGNOSIS AND TREATMENT SERVICES

The Early and Periodic Screening, Diagnosis and Treatment Services (EPSDT) furnishes a unique opportunity for providing health care to the Medicaid eligible children of Mississippi. This program requires the screening of children under 18 years of age for physical, mental and developmental defects and provides for the necessary health care to correct or ameliorate those defects. Treatment for visual, hearing, and dental problems is also provided. Thus, EPSDT introduces eligible children into the health care system and makes services available before health problems become chronic and expensive to treat.

Good health is an important factor in the development of a productive adult who is independent of public assistance. Poverty and untreated health defects often lead to dependency and the perpetuation of the welfare cycle, which makes the importance of the EPSDT program significant.

During Fiscal Year 1985, 103,047 children and youth under age 18 received a complete physical assessment through the EPSDT screening program out of 192,503 eligibles. Treatments received as a result of problems found during the screening process are as follows:

TABLE 24

NUMBER OF CHILDREN RECEIVING TREATMENT BY CATEGORY OF SERVICE

Category	Number of Children
Dental	44,625
Vision	11,464
Hearing evaluation	792
Hearing aids	138
Medical	22,019

APPENDIX

Section 43-13-127 of the Mississippi Code of 1972 requires a listing of hospitals and nursing homes to whom payments in excess of \$25,000 were made, and all other providers to whom payments in excess of \$10,000 were made. The following is a list of the providers receiving in excess of the specified amounts for Fiscal Year 1985. The amount paid to providers includes all costs (employee salaries, rent, utilities, bookkeeping, supplies, equipment, etc.) involved in providing services, and does not represent a net amount or take-home pay to a provider.

ADAMS

Adams Co. Nursing Center	1,029,451.29
Jefferson Davis Memorial Hospital	989,286.95
Glenburney Nursing Home, ICF, SNF	783,908.24
Trace Haven Nursing Home	367,966.79
Humana Hospital	103,132.13
Bernadette Sherman M.D.	86,578.45
E.J. Flechas, M.D.	80,364.91
Eckerd Drugs #2196	78,109.48
Jacqueline Davis, M.D.	65,389.75
Medical Arts Pharmacy	61,305.07
Wilson Holder Drug Co.	60,335.87
Todd Clinical Pharmacy	52,040.28
J.R. Todd, Jr., M.D.	44,128.96
Gilbert Rexall D/STO	40,669.39
Natchez Super Drugs #2	35,280.41
K & B Drugs #281	33,887.50
Natchez Pharmacy Group	33,436.19
Lee George Campbell D.D.S.	29,020.35
Longs Pharmacy	27,937.95
Walter T. Colbert, M.D.	27,814.64
Morgantown Pharmacy	24,094.38
Dempsey T. Amacker, M.D.	23,093.12
Haneys Drugs	23,003.69
Benny A. Wright, D.D.S.	22,052.75
Paul A. Doherty, O.D.	19,491.70
Craig Bradford, D.M.D.	17,769.70
G. Swink Hicks, M.D.	15,568.78
Homer A. Whittington, M.D.	15,452.39
Howard Medi Save Pharmacy	14,215.73
J.W. Iles, M.D.	13,727.48
Kidney Care Inc., Natchez	13,699.22
Radiology Associates	13,379.35
D. H. Mutziger, M.D.	13,187.99
Clifford R. Tillman, M.D.	12,422.75
Geisenberger Brothers Drugs	11,060.80
W. W. Pearson, M.D.	10,879.60

ALCORN

Care Inn Alcorn Co.	959,436.61
Care Inn Corinth	769,747.88
Magnolia Hospital	745,972.32
Whitfield Nursing Home	360,823.16
Medical Plaza Pharmacy	141,258.52
James Bennett Apothecary	90,028.42
Rieger Gibson Pharmacy	44,688.11

Whitfield Pharmacy & Jewelry	43,795.87
Kitchens Drug Company	40,023.45
Shelby C. Reid, M.D.	36,609.99
Smith Drug Company	30,810.39
C. Spencer Lee, D.D.S.	28,538.90
John Prather, M.D.	28,429.40
James M. Davison, D.O.	24,850.46
Super D Drug #17	22,771.26
Robert C. Lee, M.D.	21,758.07
Robert E. Mathis, D.D.S.	19,570.05
Superior Home Health Care	17,701.08
Super X Drugs Corp. MS-4	16,811.24
MS-Tenn Radiology	16,534.21
B & R Robertson	15,188.05
Magnolia Pharmacy	14,746.51
Bernard L. Shipp, M.D.	14,610.78
William R. Brown, M.D., P.A.	13,627.65
Alcorn Pharmacy, Inc.	13,395.50
Ray N. Gregory, M.D.	12,821.74

AMITE

Centreville Health Care Center	829,807.88
Liberty Drug Store	57,948.20
J & J Discount Drugs	36,775.16
David Bramm, M.D.	30,735.42
P & S Pharmacy, Inc.	19,160.39
James S. Poole, M.D.	13,012.58
Curtis A. Broussand, M.D.	12,043.74

ATTALA

Attala Co. Nursing Center	853,783.03
Montfort Jones Memorial Hospital	218,653.83
Sullivans Discount Drugs	77,488.67
Attala Discount Drugs	66,068.08
Pickles Drug Store	53,407.45
Boys Drug Store, Inc.	48,648.78
City Drug Store	34,124.70
Revco Discount Drug Center #2603	18,224.89
John Moody Burge, Jr., D.D.S.	14,775.85
A. Coleman Pickle, M.D.	11,617.32
Tri-County HHC, Inc.	11,073.09
Richard C. Carter, M.D.	10,774.46

BENTON

Ashland Discount Drugs	36,137.43
------------------------	-----------

BOLIVER

Bolivar County Hospital	1,572,077.98
Southeastern Health Care	1,222,389.29
Cleveland Health Care Center	1,110,783.52
Care Inn Cleveland	594,221.57
Oakgrove Retirement Home	473,919.04
Shelby Drug Company	432,678.84
Haire Drug Center	414,691.45
Shelby Community Hospital	299,412.93
James E. Warrington, M.D.	219,731.28
Rosedale Drug Co.	216,175.31
Buckleys Pharmacy	202,687.74
Paul Warrington, M.D.	188,831.51
R. T. Hollingsworth	178,743.89
Robert C. Tibbs, II, M.D.	152,709.93
Bolivar Co. Hospital LTC FAC	153,544.67
Donald J. Blackwood, M.D.	142,403.02
Gene L. Coopwood, D.D.S.	129,163.05
Merton C. Toler, M.D.	127,803.62
Emily S. Pender, M.D.	116,348.27
James Gray Adams, M.D.	115,713.21
Medical Arts Pharmacy	90,812.31
P. Patel, M.D.	76,080.41
Hugh C. Smith, D.D.S.	71,162.65
Eugene E. Tibbs, M.D.	67,784.41
Delta Community Health Center	60,289.07
Childrens Acceleration Pro	59,663.00
Delta Drug Store	58,212.52
Economy Drugs, Inc.	55,341.70
Paul Discount Drugs	53,854.37
Community Childrens Service	48,394.00
Nathaniel Brown, M.D.	41,591.91
Frank E. Reese, O.D.	33,523.62
J. G. Peeler, Jr., M.D.	32,758.44
Cleveland Clinic-Wright	32,260.99
Williams Emergency Amb. Serv.	31,559.74
David L. Walt, M.D.	24,948.27
Lewis Drug Store	24,425.37
John T. Milan, M.D.	24,280.80
Joel Gibson, D.M.D.	21,611.49
Delta Health Center	19,100.54
Willie R. Lucas, M.D.	19,036.10
John T. Gibson, D.D.S.	18,860.80
L.S. Davidson, Jr., M.D.	16,973.47
Arthur W. Lindsey, Jr., M.D.	14,038.44
Revco Drug Center #2667	13,411.09
Green GW-Disp Phys.	13,248.91
Warren Inge, D.D.S.	13,032.30
Samuel D. Austin, M.D.	12,021.59
William W. Eley, D.D.S.	11,100.65
Georg W. Green, M.D.	11,016.51

CALHOUN

Calhoun Co. Nursing Home	875,332.49
--------------------------	------------

Hillcrest Hospital	155,041.10
Community Hospital of Calhoun, Inc.	118,980.97
Chandler Drug Co.	54,172.27
Plunks Pharmacy	46,627.45
Peoples Drug Store	39,773.26
Logans Discount Drugs	37,088.43
Crockers Pharmacy	33,806.92
City Discount Drugs	30,415.67
G & S Pharmacy	25,699.22
Augustus P. Sociano, M.D.	23,985.54
Guy Farmer, M.D.	20,802.29
Southern Discount Drugs	17,022.00
Orby L. Hamblin, M.D.	13,732.74
Glendas Discount Drugs	10,760.89
George A. Riley, M.D.	10,299.28

CARROLL

Anderson's Pharmacy	65,231.32
Vaiden Drugs	37,285.99
Millard S. Costilow, M.D.	35,342.62

CHICKASAW

Houston Community Hospital	630,473.33
Floy Dyer Manor	434,371.02
Shearer-Richardson Nursing Home	302,436.26
Okolona Community Hospital	77,799.55
Okolona Drug Company	71,312.09
Pearson's Discount Drugs	68,410.99
Foodway Family Pharmacy	49,715.01
Mary L. Pratt, M.D.	40,558.42
Estes Walgreen Drugs	39,228.06
Griffin Discount Pharmacy	37,924.19
Stewart-Harris, Inc.	36,503.04
Victor Horn, M.D.	26,886.17
Houlka Pharmacy	22,186.59
Charles L. Simpson, M.D.	21,212.61
Houses Pharmacy	18,737.59
Charles Secreste, M.D.	18,293.83
Joseph H. Shoemaker, M.D.	17,207.01
Edward K. Gore, M.D.	16,451.73
John E. Harris, M.D.	13,195.65

CHOCTAW

Choctaw County Nursing Home	243,517.49
Choctaw County Hospital	176,603.80
Moore Drug Co.	61,588.55
Crowder Drug Store	42,829.47
Rester Discount Pharmacy	32,088.50
Hodges Pharmacy	28,478.35
William B. O'Kelly, M.D.	17,637.06
John Shields, M.D.	16,345.78
Edward Pennington, M.D.	14,044.39

CLAIBORNE

Claiborne County Hospital	372,840.40
Savrite Drugs-Pt. Gibson	128,930.03
Roy M. Barnes, M.D.	94,680.72
McDaniel Pharmacy	81,129.74
David M. Headley, M.D.	30,371.03
61 Pharmacy	30,243.64
David M. Segrest, M.D.	26,761.68
E. G. Ellis, Jr., D.D.S.	17,501.25
Claiborne Co. Health RHC	16,884.90

CLARKE

Archusa Conva. Center	988,020.24
H.C. Watkins Memorial Hospital	285,560.46
Hammack Drug Company	75,637.43
Quitman Drugs	66,607.17
Crumbly Drug Store	37,590.47
Everitt Discount Drugs	32,139.53
Shubuta Discount Pharmacy	28,553.23
Wheat Drug Co.	24,993.83
Donald Traxler, D.D.S.	22,582.05
Walter D. Gunn, M.D.	19,662.68
Samuel Marcus Allen, M.D.	19,363.40
Michael R. Oneal, M.D.	16,118.21
James C. Graham, M.D.	14,960.00
Wayne O. Byrd, M.D.	13,888.79
Stonewall Discount	10,934.24
Ivan Zamora, M.D.	10,179.20

CLAY

Care Inn West Point	1,025,539.70
Clay County Medical Center	400,529.30
Rose Drug Co., Inc.	175,970.81
Robert T. Lott, M.D. Ltd.	71,548.56
Gibson Pharmacy	41,501.36
Harco Super Drug	40,893.59
Ronald Powell D.O., P.A.	37,733.69
William M. Billington, D.O.	31,968.80
Plaza Drug Company	30,873.05
Champa Nagappa, M.D.	15,796.42
H.D. Posey, D.D.S.	15,506.92
Joseph D. Yates, D.D.S.	14,704.90
McCollum Drug Store	13,343.67
Charles J. Nail, Jr., D.D.S.	13,023.75

COAHOMA

NW MS Regional Medical Center	2,333,665.31
Delta Manor	1,715,115.08
Greenbough Nursing Center	347,475.85
Medi Center Pharmacy	145,522.10
R. Ted Roberts, D.D.S.	131,570.30
Haggard Drug St., Inc.	126,190.14
Henry A. McCrory, M.D.	124,308.46
Bouldin Marley, M.D.	119,898.84

Henderson Rexall Drugs	115,961.06
Economy Drugs	104,715.33
Glen L. Wegener, M.D.	100,566.68
Frank T. Marascalco, M.D.	100,093.42
Julius L. Levy, M.D.	88,164.90
Williams Rexall Drug	86,919.93
Malcolm D. Bailey, Jr., D.D.S.	69,096.65
Donald R. Ellis, M.D.	59,512.49
Super D Drugs #20	50,557.71
Peggy J. Wells, M.D.	44,077.16
William H. Bobo, M.D.	40,287.20
Kidney Care RU Clarksdale	40,247.45
Carole Mangrem, M.D.	39,584.36
Haire Drug Center	34,099.97
W. F. Clark, M.D.	33,890.02
William S. Pollard, M.D.	32,291.67
Tom S. Cooper, M.D.	32,064.46
Van R. Burnham, Jr., M.D.	32,010.12
Rodney W. Haine, M.D.	31,691.77
Westgate Drugs, Inc.	27,995.15
Home Care Med. System	27,940.72
W. B. Johnson, Jr., M.D.	27,793.22
Otha Williams, M.D.	24,634.30
Purvis W. Hill, Jr., M.D.	23,282.70
Robert E. Long, D.D.S.	19,998.10
John William Sullivan, D.D.S.	17,196.95
Sammy A. Hamway, M.D.	16,879.79
Taylor Burke McGee Clinic	13,760.26
Grubbs Respiratory Service	13,668.45
Alvin M. Labens, O.D.	12,363.89
Hugh H. Andrews, D.D.S.	12,216.10
Edwin M. Hemness, M.D.	12,177.16
Revco Drug Center #2655	12,137.32
Travis W. Yates, D.O.	11,348.43
Village Pharmacy	11,341.29
Timothy H. Lamb, D.O.	10,029.29

COPIAH

Pine Crest	734,333.28
Hardy Wilson Memorial Hospital	348,614.03
Biggs Drug Store, Inc.	101,247.58
Super D #123	89,092.02
City Drug Store	86,691.89
Allred Pharmacy, Inc.	65,401.58
City Drugs	45,426.40
Mississippi Discount Drugs	43,157.62
Fred McDonnell, M.D.	42,779.06
J. H. Long, M.D.	38,175.30
Gammills Pharmacy	38,136.16
Robert Dale, Jr., M.D.	37,017.11
James R. Stingily, M.D.	30,258.31
Richard Akin, D.M.D.	23,365.65
Robert Windon, III, D.D.S.	22,385.05
Economy Drug Co.	19,625.76
Jerry B. Gullledge, M.D.	15,400.52

William M. Dabney, M.D.	15,300.19
L. D. Turner, M.D.	13,539.37
Charles Ezelle, D.D.S.	10,649.35
Thomas F. McDonnell, M.D.	10,111.21

COVINGTON

Covington County Hospital	473,687.10
Covington County Nursing Center	258,685.93
Woodland Hills Nursing Home	207,443.78
Carrs Discount Drugs	87,494.85
C & C Drugs, Inc.	78,917.64
Clayton Drug Store, Inc.	77,845.47
Charles C. Tyler, M.D.	55,328.89
Cranfords Drug Store	45,118.51
Weston Folse, M.D.	33,170.09
Powell Drug Store	30,989.90
Joseph E. Johnston, M.D.	24,289.03
Whites Discount Drug	18,761.59
Word M. Johnston, M.D.	17,001.41
Marlan R. Rogers, D.D.S.	16,367.70
Charles P. Crenshaw, Jr., M.D.	12,011.99

DeSOTO

Southaven Health Care Center	897,820.05
DeSoto Discount Drugs	93,441.52
Elliott W. Tucker, Jr., M.D.	91,575.13
Hernando Pharmacy	49,142.66
Funderburks Pharmacy	33,527.95
Robert B. Seymour, D.D.S.	32,332.80
Hamilton Pharmacy	29,236.80
Henry M. Wadsworth, Jr., M.D.	24,789.67
Hoovers Drug Store	23,260.96
Wadsworth Clinic, P.A.	21,071.13
Robert M. Cullen, M.D.	18,720.04
Super D. Drug #46	17,145.33
David V. O'Brien, O.D.	14,583.30
James A. Bruce, M.D.	13,431.80
Gregory Evans, D.D.S.	12,421.65
Southaven Rexall Drugs	10,738.38
Malcolm D. Baxter, Jr.	10,488.55

FORREST

Forrest County General Hospital	2,680,100.47
Conva Rest Hattiesburg	1,242,974.03
Conva Rest of Hattiesburg Northg.	976,557.95
Hattiesburg Conv. Center	836,679.97
Conva Rest of Hattiesburg Northg.	601,720.33
Conva Rest of Petal	428,215.75
Methodist Hospital	380,648.98
F. Puckett Thomas Lab	141,294.84
S MS Home Health Agency	133,432.84
Conva Rest Pharmacy	100,424.37
Marcus L. Hogan III, M.D.	86,524.24
Hattiesburg CL, P.A. RDU	84,910.84

Fairview Discount Pharmacy	74,359.19
Donald G. Townsend, M.D.	63,661.71
Gibsons Pharmacy	63,455.08
H. Lamar Gillespie, M.D.	52,298.45
Hub City Pharmacy, Inc.	48,657.56
Charles E. Greer, D.D.S.	48,014.75
Phillip W. Rogers, M.D.	46,973.48
Kelly R. Oneal, Jr., M.D.	46,098.35
Lawrence J. Naylor, D.D.S.	45,574.75
Medichek Med. Scren Clinic	40,489.00
Hattiesburg Conv. Center-Pharmacy	40,372.93
Gambles Drugs, Inc.	40,192.49
Hattiesburg Rad. Group Kobs	38,305.72
Dorothy Gillespie, M.D.	37,669.93
Mullican Pharmacy	36,506.04
Petal Drug Co.	33,995.18
K & B Drugs #248	33,730.36
Love Drug Co., Inc.	32,418.13
Gibson Pharmacy 3	32,164.33
Cohen Drug Company	31,939.54
Medi Sav Discount Drugs, Inc.	31,184.28
Hattiesburg Radiology Group	29,752.64
William R. Raulston	29,593.49
Hattiesburg Rad Reikes	28,663.71
Charles E. Guice, III, M.D.	27,598.50
David M. Owen, M.D.	23,575.19
Kate N. Aseme, M.D.	21,271.17
Frank E. Dement, III, M.D.	20,933.10
J. Stephen Cockerham, D.D.S.	20,007.54
Joel R. Brunt, Jr., M.D.	19,455.12
Hub City Home Health Service Inc.	19,004.73
Terry Albert Lambert, D.D.S.	18,902.73
Jerry Q. Gilder, D.D.S.	18,422.05
Minor L. Griffin, Jr., D.D.S.	18,190.05
Grover W. Smith, D.D.S.	17,723.55
William A. Whitehead, M.D.	17,665.06
SW Drug Store	17,492.58
Home Health Care of MS	17,236.59
John R. Jackson, Jr., M.D.	16,859.11
Home Health Agency Multico	16,675.04
S MS Home Health Sub-Unit	16,651.93
Frank F. Jones, M.D.	16,228.49
Harry E. Goza, Jr., D.D.S.	16,195.34
John H. James M.D.	16,107.90
Hattiesburg Rad. Group Whitac.	16,081.11
K & B Drugs #291	15,767.31
Medirents, Inc.	15,083.37
Ralph T. Wicker, M.D.	14,870.76
Goffery B. Hartwig, M.D.	14,512.04
Optometric Clinic P.A.	14,120.46
S. Kimble Love, M.D.	22,992.56
Hattiesburg Rad. Group McCart.	14,050.68
Billie L. James, M.D.	14,048.42
Home Health Care Meridian	13,904.78
Surg. Clinic of Hattiesburg, P.A.	13,342.25

Green Eye Clinic, P.A.	12,892.20
Bruce M. McCarthy, M.D.	12,724.07
Orthopedic Clinic, P.A.	12,693.40
Hattiesburg Clinic Martin	12,325.81
Bennett Van York, D.D.S.	12,082.48
A. Jerald Jackson	11,876.65
Owl Drug Store	11,795.15
William A. Morrison, M.D.	11,375.65
Mary Clark, M.D.	11,336.82
Ben M. Carmichael, M.D.	11,251.00
Richard F. McCarthy, D.D.S.	10,957.85
Ralph E. Abraham, M.D.	10,852.93
Dan R. Northey, M.D.	10,759.88
K. Ramsay, Oneal, M.D.	10,576.88
Hattiesburg Clinic	10,540.69
Donald V. Conerly, M.D.	10,465.84
Charles F. Guice, M.D.	10,416.76
John L. Pendergrass, M.D.	10,326.24

FRANKLIN

Meadville Nursing Home	412,657.19
Franklin County Memorial Hospital	201,615.83
Peoples Drug Store	63,851.56
Kings Discount Pharmacy	27,411.00
Meadville Rexall Drugs	26,942.47
Sav U More Drugs	20,725.01
Patterson's Discount Pharmacy	19,025.64
W. B. Larkin, Jr., M.D.	17,421.75
Bude Clinic	17,261.23
Super Save Drugs	16,436.43
Edward J. Schmidt, M.D.	12,779.13

GEORGE

Glen Oakes Nursing Home	506,419.86
George Country Hospital	200,122.30
Main Drug Co.	65,373.32
T/A Edward Discount Drugs	31,096.05
Jim's Discount Drugs	26,429.59
Hospital Rexall Pharmacy	24,815.95
Dayton E. Whites, M.D.	21,748.79
Thomas R. Shaw, M.D.	15,127.37
Raymond E. Tipton, Sr., M.D.	13,630.41
W. Scott Ash, D.D.S.	13,008.50
David James Conner, D.D.S.	12,369.20
Community Medical Center	11,558.94

GREENE

Melody Manor Conv. Center	480,338.71
Greene Co. Hospital ECF	199,382.26
Green Co. Hospital	114,817.35
Hodges Pharmacy	35,078.25
Dietz Drug Store	28,623.46
State Line Drugs	26,057.38

Dietz & Huff Pharmacy	21,618.44
Anse B. Howard, III, M.D.	14,895.76

GRENADA

Care Inn Grenada	1,090,715.19
Grandview Health Care Center	996,422.45
Grenada County Hospital	855,922.62
Marascalcos Sav More Drugs	73,882.39
Bonnors Pharmacy	60,674.93
Kent Dyre Drug Co.	52,397.56
Dyres Prescription Shop	50,353.79
Chaney's Pharmacy	49,410.94
D. L. Harrison, Jr., M.D.	49,141.79
McClure Drug Company	47,969.80
E. S. Richardson, D.D.S.	46,771.15
Mal S. Riddell, D.O.	42,760.35
Thomas E. Holden, M.D.	41,248.17
Gibson Pharmacy	35,978.78
Gene Z. Milic, M.D.	33,563.06
Brister Pharmacy	33,454.26
Robert B. Townes, Jr., M.D.	28,557.02
D. Brian Venters, M.D., P.A.	25,212.00
James W. Fite, M.D.	25,161.01
Guy P. Braswell, M.D.	24,443.75
John H. Coleman, D.M.D.	21,192.45
R N Homecare Equipment Co.	21,022.16
Poe's Medi-Save Pharmacy	20,569.69
M. C. Campbell, M.D.	19,021.68
Marascalco Drugs	16,989.04
Howard Robertson, D.D.S.	16,666.70
William B. Hunt, M.D.	15,620.77
J. N. Gheraibeh, M.D., P.A.	15,294.53
Gaines L. Cooke, M.D.	14,913.92
George V. Smith, M.D.	13,038.80

HANCOCK

Hotel Reed Nursing Center	440,142.09
Hancock General Hospital	309,843.68
Vidanes E. Alcalen, M.D.	51,987.17
Wilcox Pharmacy	40,995.19
Eckerd Drugs #504	32,240.02
Fahey Drug Co.	19,496.66
Bertrand O. Sy, M.D.	16,234.35
Big B Discount Drugs #212	15,605.56
Helen C. McGehee, M.D.	13,842.76
Joseph R. Lee, M.D.	12,457.83
Hal Jones, D.M.D.	11,264.15
Revco Drug Center #2612	10,986.19
Bertin Chevis, M.D.	10,934.06
Ward's Quality Drugs	10,924.36

HARRISON

Memorial Hospital	2,111,708.84
S MS Retardation Center	1,712,194.00

Biloxi Regional Med. Center IN	1,013,294.48
Miramar Lodge Nursing Home	986,608.58
Driftwood Nursing Center	587,681.87
Dixie White Nursing Home	532,374.20
Gulf Coast Community Hospital	480,896.13
Garden Park Community Hospital	263,755.55
Gulfport Conv. Center SNF	261,275.21
Gulfport Conv. Center	248,497.63
Gulfport Conv. Center ICF	217,952.52
T-D Drugs, Inc.	137,425.59
French Drug Co., Inc.	129,059.92
Oak Place Pharmacy, Inc.	100,944.99
Joseph R. Mitchell, M.D.	67,263.06
Emi Yamashiro, M.D.	62,587.39
Medical Arts FHA, Inc.	52,737.17
Eckerd Drugs #2046	49,794.44
William A. Smith, M.D.	49,458.87
Roy L. Irons, D.D.S.	48,964.22
Robert J. Schmidt, M.D.	47,196.82
The Kare Centre	45,776.66
Miramar Lodge DP ICF	44,343.04
T-D Pharmacy, Inc.	43,522.61
William H. Murdock, Jr., D.D.S.	41,078.55
Henry K. Hillman, M.D.	40,112.77
Economy Drugs	37,868.04
Fred H. Walker, M.D.	35,934.79
A. Rhodes Perry, Jr., M.D.	32,539.82
Jones Bros. Drug Co., of Pass Christian	31,707.43
Felix H. Dunn, M.D.	30,860.02
Day Drug Company, Inc.	30,228.00
Broad Ave. Pharmacy	29,784.60
Kimbrough & Quint Drs.	29,306.19
Joseph L. Faison, M.D.	29,181.76
R. L. Colson, M.D.	27,017.81
P. Lance Barnes, D.O.	26,462.12
Quality Home Health Care	25,880.69
TNT Pharmacy	25,772.79
Sartin-Duran Drug Co.	24,008.61
Sartin Discount Drug's Inc.	23,957.55
J. O. Tate, D.D.S.	23,930.68
Eddies Drug Store	22,366.94
Carney A. Brice, D.D.S.	21,989.60
Thomas Lehman, M.D.	21,171.80
Lyman Discount Drugs	20,594.02
Peter Andrew Norowski, D.M.D.	19,982.22
Edward H. Currie, M.D.	19,371.36
Barbara Bolling, M.D.	18,865.89
James H. Mixon, M.D.	18,136.25
Harris Taylor Drug Store	18,005.46
Eddie Cook Drugs	17,197.08
David Byrne, M.D.	16,999.20
Professional HHS	15,962.00
Prescription Center/The	15,917.69
Amserve Ambulance	15,827.31
Noel H. Johnson, M.D.	15,734.60

Beach Pharmacy, Inc.	15,667.05
Covichs Pharmacy	15,478.88
Oney C. Raines, III, M.D.	15,458.12
Gerald W. Segraves, D.D.S., P.A.	15,083.38
Phillip Barnes - EPSDT	14,968.00
Daniel O. Conwill, D.D.S.	14,930.65
David Reeves, M.D.	13,792.58
Crawford H. Cleveland, M.D.	13,505.99
Mullers Pharmacy, Inc.	13,480.69
Douglas C. Lanier, M.D.	13,423.89
Richard C. Schmidt, M.D.	13,116.66
Harriet A. Murphy, M.D.	12,798.19
Douglas G. Cosentino, M.D.	12,734.50
Don L. Sprabery, D.O.	12,389.44
K & B Drugs #207	12,363.11
Frank G. Gruich, M.D.	12,295.34
Jason V. Smith, M.D.	12,267.80
Paul Matherne, M.D.	11,926.35
D.A. Hopkins, M.D.	11,622.32
ER PHY Biloxi Reg. Med. Ctr.	11,258.04
Ronald R. Rayner, M.D.	11,105.00
Audiology SP & LAN Clinic	10,973.00
K & B Drugs #211	10,935.20
Unicare Home Health	10,924.52
William F. Pontius, M.D.	10,703.39
Griffons Pharmacy	10,614.21
S M & B Radiologist	10,477.15
K & B Drugs #292	10,037.09

HINDS

University Hospital	8,694,498.00
MS State Board Health	3,386,329.00
MS Baptist Med. Center	2,721,543.66
Hinds General Hospital	1,642,189.03
Albemarle Health Care Center	1,062,436.74
St. Dominic-Jackson	1,052,089.67
Manhattan Health Care Center	1,050,022.59
Clinton Country Manor	984,980.49
Care Inn-Clinton	934,623.92
Magnolia Nursing Home	557,663.29
Inglewood Manor, Inc.	456,508.87
Carters Guest Home	436,262.21
MS Meth. H & Rehab Center	365,763.15
MS Nursing Home	357,583.60
Community Nursing Home	342,092.03
Lakeland Nursing Center	329,017.19
Crawford Nursing Home	308,139.56
Cottage Grove Nursing Home	267,185.86
Pleasant Hill Health Center	240,668.72
Kidney Care RDU, Inc.	200,082.88
Rush Pharmacy-Jackson	168,428.18
Healthcare Supplies	158,841.67
Main Drug Store, Inc.	153,419.97
Compere Nursing Home	148,559.53

Harlan Discount Drugs	145,439.34	William F. Hand, D.D.S.	33,438.50
Humana Hospital Jackson	123,272.44	Glen R. Graves, M.D.	33,303.89
Univ. OB/GYN Assoc-Morrison	110,617.35	Jackson-Hinds Comp. Health Center	32,664.00
Univ. OB/GYN Assoc-Martin	103,819.40	James D. Mitchell, M.D.	32,330.10
John D. Bower, M.D.	94,639.65	Super D. Drugs #28	32,227.90
SW Drug Co., Inc.	88,986.77	Philip G. Rhodes, M.D.	31,859.10
Central Childrens Serv.	88,600.00	Joseph Booker, Jr., M.D.	31,832.22
MS Children's Rehab Center	85,983.74	E. L. Gieger, M.D.	31,244.86
Super D Drugs #26	81,961.38	Gordon R. Niamatali	31,827.62
Univ. OB/GYN Assoc-Rivlin	81,365.45	Harvey C. Sanders, M.D.	31,811.54
Terry Discount Drugs	80,150.80	Super D Drugs #24	30,741.55
UMC Path Assoc-Oneal	79,843.25	George D. Lyon	30,683.76
Howard Medi Save Pharmacy	77,324.87	Univ. OB/GYN Assoc-Lueus	29,816.70
Wesley Prater, M.D.	75,073.30	Marjorie H. Hendrickson	29,478.15
Central Dialysis Unit	74,802.26	Univ. OB/GYN Assoc-Wiener	29,449.25
Seshadri Raju, M.D.	73,639.96	Cortez McFarland, M.D.	29,424.75
SW Drugs #20	70,763.52	Jackson Rad. Assoc., P.A.	28,861.46
Richard Miller, M.D.	70,008.72	Prescription Shoppe	28,351.91
Ken Mays Medicine Shoppe	69,172.13	MS Artificial Limb Co.	28,046.96
T-P Discount Drugs	69,034.82	Howard Medi Save Pharmacy	27,914.14
SW Drug Co., Inc.	64,465.44	William A. Neely, M.D.	27,842.55
UMC Rad Assoc-Blumenthal	64,014.72	Patricia F. Norman	27,789.44
Clara T. Jones	62,914.00	Joseph Spencer Young, D.M.D.	27,570.25
Mr. Disc. Drugs of S Jax	62,215.26	James A. Joransen, M.D.	27,212.45
Univ. OB/GYN Assoc-Meeks	61,923.25	C. E. Jones, Jr., D.D.S.	27,166.80
Raymond Drug Store	57,170.15	Radiological Group, P.A.	27,036.14
Guy Ford Rowland, D.D.S.	57,010.25	UMC Rad. Assoc-Flowers	26,239.15
Foster Medical-Jackson	54,244.77	Serve U Home Health Agency	25,958.84
Treasury Drugs #7831	54,188.91	Martin Dalton, M.D.	25,727.59
R. Kirk Smithhart, O.D.	52,458.56	UMC Rad Assoc-Gray	25,152.57
Maurice James M.D.	50,657.29	MS Discount Drugs #3	25,051.77
Ching J. Chen, M.D.	50,402.33	MS Meth Rehab Center HHA	24,841.77
Univ. OB/GYN Assoc-Palmer	49,591.95	Robert Smith, M.D.	24,449.70
Winsor V. Morrison, M.D.	49,484.10	Wilhelmina F. O'Reilly, D.D.S.	24,295.50
Anderson Drug & Gift Center	49,403.18	Jackson Medical Assn., P.A.	24,124.61
Super D Drugs #101	49,337.41	Reynaldo Rodriguez	23,701.72
Univ. OB/GYN Assoc-Bates	48,306.00	Roy D. Wilson	23,697.16
Bobby J. Heath, M.D.	46,464.51	Eckerd Drugs #597	23,631.86
Thirfty Drug Store #1	46,438.96	UMC Rad. Assoc-Harrison	23,462.38
Univ. OB/GYN Assoc-McGehee	44,796.85	William K. Sutherland, M.D.	23,435.25
Univ. OB/GYN Assoc-Cowan	43,118.00	Jackson Hinds Center	23,080.37
Voice of Calvary Health Center	42,841.63	Brent Bradford Drugs	22,954.20
UMC Rad Assoc-Russell	41,121.96	Carson Linda Johnson, O.D.	22,653.71
Annyce Campbell, M.D.	39,568.11	C. J. Moran, Jr., M.D.	22,510.50
Malcolm P. Taylor, M.D.	37,712.51	Joe's Super Discount Drugs	22,101.06
STA Home HHA	37,404.74	James L. Hughes, Jr., M.D.	21,619.89
Univ. OB/GYN Assoc-Sampson	37,397.29	Herbert Myers, M.D.	21,461.79
Luther C. Fisher, III, M.D.	36,916.01	UMC Rad. Assoc-Connors	21,299.94
Billy N. Watkins, M.D.	36,873.67	UMC Rad. Assoc-Powers	20,830.33
Samuel B. Johnson, M.D.	36,800.36	Helen B. Barnes, M.D.	20,745.75
Capitol Drug Company	36,451.59	Carl H. Boykin, D.D.S.	20,458.15
Andrew C. Taylor, D.M.D.	35,683.90	David L. Jones, D.D.S.	20,400.70
Mooreco Drug	34,980.74	Van Winkle HHA, Inc.	20,219.73
Edwards Pharmacy	34,189.50	UMC Rad. Assoc-Routh	20,016.79
Leon W. Binns, M.D.	33,785.43	David G. Watson, M.D.	19,429.65

Doctor's Hospital	19,401.13
Charles R. McCollum, Jr., M.D.	19,296.96
Earnest L. Rankin, M.D.	19,212.48
Home Health Care MS Sub-Unit	19,186.24
Calvin L. Schuster, M.D.	19,125.41
Joe Norman, M.D.	19,062.55
Vinod K. Anand, M.D.	19,026.91
Brent's Drugs	18,555.99
James Anderson, M.D.	18,480.27
Douglas E. Gorman, M.D.	18,339.32
Elmo L. Walker, M.D.	18,162.49
Lakeland Surgical Clinic	18,103.44
Alexander Haick, M.D.	17,818.94
Utica Drug Company	17,762.88
Howard H. Nichols, M.D.	17,762.40
Central Miss HHA	17,752.18
Robert Vandergriend, M.D.	17,750.72
Professional Amb. Serv.	17,748.50
C. Frazier Landrum, M.D.	17,727.16
Super D Drugs #33	17,630.68
James D. Hardy, M.D.	17,514.09
Clinical Path Lab.	17,481.99
William F. Lynch, M.D.	17,366.47
Warren E. Taliaferro, M.D.	17,049.69
UMC Rad. Assoc. B Patel	16,902.54
Lakeland Radiologists, P.A.	16,880.86
Metro Discount Drugs	16,827.42
Revco Drugs #1531	16,799.65
William J. Bell, M.D.	16,227.40
John P. Mladineo, M.D.	16,186.95
UMC Rad. Assoc-Morano	16,059.76
MS Health Service	15,649.00
Starkey L. Hudson, M.D.	15,574.66
UMC Rad. Assoc-Cranston	15,431.86
Guy T. Vise, Jr., M.D.	15,346.08
Patrick H. Lehan, M.D.	15,059.81
James B. Barlow, M.D.	15,057.81
Jackson-Hinds Cm Health-Utica	14,851.00
UMC Rad Assoc-Gibson	14,850.31
Super D Drugs #34	14,667.95
UMC Rad Assoc-Hickman	14,510.21
Alan Freeland, M.D.	14,492.27
Jefferson A. Fletcher, M.D.	14,480.95
John P. Kapp, M.D.	14,459.44
Super D Drugs #51	14,327.72
Beverly A. McMillan, M.D.	14,312.55
Brooks Griffin, M.D.	14,257.82
Lee L. Cope, D.D.S., P.A.	13,945.95
Irvin Henderson, D.D.S.	13,913.35
Clarence J. Kees, III, M.D.	13,884.47
Sims Prosthetic-Ortho	13,764.79
Albert B. Britton, Jr., M.D.	13,620.77
UMC PL Surg-Wallace	13,535.89
Michael H. LeBlanc, M.D.	13,231.05
UMC UROL-Krueger	13,135.00

Houston Discount Drugs	13,033.04
William Patrick Edgar, D.D.S.	13,032.75
Jerome A. Carroll, M.D.	12,954.79
Willie J. Hill, D.D.S.	12,668.60
Univ. OB/GYN Assoc-Barnes	12,606.30
Maravillosa Alqueza, M.D.	12,523.19
Phys Ames Group	12,479.54
UMC Rad. Assoc-Rhoden	12,458.49
Jackson Hinds CHC	12,444.24
Gastrointestinal Assoc., P.A.	12,340.24
Fred McMillan, M.D.	12,310.88
Richard C. Boronow, M.D.	12,296.20
A. B. Britton, III, M.D.	12,285.97
Alvin E. Brent, M.D.	12,256.96
R. Arnold Smith, M.D., P.A.	12,119.66
William M. Aden, M.D.	12,054.74
Marquette Johnson Faulkner	11,992.72
Central Ortho Clinic, P.A.	11,959.35
E. H. Finch, D.D.S.	11,939.45
Waymond L. Rone, M.D.	11,920.33
Owen B. Evans, M.D.	11,770.15
Charles Robertson, M.D.	11,755.40
Charles O'Mara, M.D.	11,678.27
Treasury Drug Center #838	11,564.28
Eckerd Discount Drugs #177	11,451.48
Clifton L. Hester, Jr., M.D.	11,346.92
Robert P. Russell, M.D.	11,343.09
Jackson Heart Clinic, P.A.	11,318.78
Raul E. Valenzuela, M.D.	11,269.19
Dan Emory Smith, M.D.	11,213.07
Jasmine R. Owen-Chapman, D.D.S.	11,203.73
Tom Louis, M.D.	11,198.68
John P. Puckley, M.D.	11,112.33
Eckerd Discount Drugs #179	11,001.12
James N. Martin, M.D.	10,927.26
UMC Rad Assoc-Patel R	10,828.56
Tellis B. Ellis, III, M.D.	10,791.45
Nina Moffitt, M.D.	10,774.90
Kenneth C. Carter, M.D.	10,754.04
Frank E. Collette, Jr.	10,696.24
K & B Drugs #288	10,685.07
Zachery Taylor, M.D.	10,571.61
Ottis G. Ball, M.D.	10,366.11
William H. Rosenblatt, M.D.	10,359.82
Thomas L. Kilgore, Jr., M.D.	10,177.03
Elmer J. Harris, M.D.	10,129.36
Sue Haley Simmons	10,018.73
Hiram A. Gatewood, Jr., D.M.D.	10,007.85

HOLMES

Methodist Hospital of Mid MS	724,932.81
Haire Drug Center	202,397.67
Peoples Drug Store	184,787.41
J. Rhett Presley, D.D.S.	180,529.65
Henrich Drug Store	162,417.50

District 2 Comm. Hospital	141,107.50
Howell & Heggie Drug	94,853.35
John G. Downer, M.D.	83,699.03
Pickens Pharmacy	83,048.66
Rebecca's Drug	55,069.61
Charles W. Campbell, M.D.	52,145.50
Ferguson Drugs	43,304.65
Sidney A. Johnson, M.D.	42,339.00
Johnny B. Bills, M.D.	38,493.97
Arnold's Super Disc. Drugs	34,242.59
Terry Reiff, D.O.	31,137.23
Hugh L. Gowan, M.D.	27,687.52
James E. Nicholas, D.D.S.	22,106.70
Ronnie S. Christian, M.D.	18,643.57
Loy W. Nations, O.D.	13,841.41
Coy E. Patton, D.D.S.	11,738.00
James J. Oostechoudt	11,050.28
Arthur A. Derrick, Jr., M.D.	10,273.92

HUMPHREYS

Humphreys Co. Nursing Home	566,060.14
Humphreys County Hospital	327,039.92
Stubbs Drug Store	203,492.47
Turner's Drug Store, Inc.	133,007.56
Gortons Pharmacy	125,950.76
Longs Drug Store	79,836.54
Robert D. Newton, D.M.D.	73,015.10
Walter M. Gorton, M.D.	71,760.91
Mid Delta HHA	71,395.80
William Touchstone, M.D.	62,607.39
Clinic Pharmacy	55,878.84
Samuel C. Sugg, M.D.	27,710.74
William LeLon Aron	27,655.52
Toxey E. Hall, M.D.	26,096.27
James L. Houston, O.D.	15,395.62

ITAWAMBA

Daniel Nursing Home	1,083,572.94
Itawamba County Hospital	130,000.71
Prescription Center-Fulton	63,237.55
The Apothecary Shop	62,492.30
S & W Pharmacy, Inc.	39,068.52
Fulton Drug Company	33,757.43
Garry's Drugs	30,593.96
G. A. Tubb, M.D.	15,569.42
Billy T. Collum, M.D.	14,313.94
Mantachie Pharmacy	12,974.59

JACKSON

Singing River Hospital	2,078,197.63
Gulf Coast Nursing Home	779,053.13
Plaza Nursing Center	616,706.03
Ocean Springs Nursing Center	225,588.49
Ray A. St. Romain, M.D.	73,779.67

J. Richardo Merlos, M.D.	52,779.56
Paul H. Moore, M.D.	52,005.68
Medical Arts Pharmacy	41,934.92
Sav Rex Pharmacy	32,902.78
Singing River Dialysis Center	31,554.11
James H. Halbroom, D.D.S.	29,786.75
Reuben P. Morris, M.D.	29,026.47
Geo M. Henneberger, M.D.	28,553.28
Clifford A. Seyler, M.D.	27,895.90
Eckerd Drug #2068	27,061.61
Joseph B. Witty, M.D.	26,158.69
Medi Mart Pharmacy	25,849.36
Julius A. Bosco, M.D.	24,049.27
K & B Drugs #245	23,853.48
Lovelace Drug Store	22,501.44
Pas Point Discount Drugs	21,538.46
Alan J. Clark, M.D., P.A.	21,423.70
Escatawpa Pharmacy	21,238.44
Revco Drugs #4203	19,717.08
Hurley Discount Drugs & Variety	19,501.45
Eckerd Pascagoula IN	19,095.04
Jeffrey L. Sauls, M.D.	19,010.11
Cavers, Inc.	17,883.68
John J. McCloskey, M.D.	17,056.50
Pattersons Pharmacy	15,551.25
Gulf Coast Drugs	15,442.57
Marion Tucker, M.D.	15,228.50
Sav Rex Pharmacy	14,648.85
Daniel J. Enger, M.D.	13,921.02
Burnham Drug Co., Inc.	13,093.39
Alfred E. McNair, Jr., M.D.	12,082.46
David L. Spencer, M.D.	11,207.18
Pascagoula Drug Co.	10,916.77
Vancleave Drugs	10,804.44
William T. Robinson, M.D.	10,464.03

JASPER

Jasper Health Care-Skilled	281,601.38
Jasper General Hospital	216,630.89
Jasper Health Care-ICF	174,378.74
Standard Drug Store	85,801.65
James's Discount Drugs	59,481.89
Bay Center Drugs	53,198.91
Barnett Pharmacy	41,221.91
Adron K. Lay, M.D.	34,642.75
William R. Eure, M.D.	31,646.56
Heidelberg Pharmacy, Inc.	31,301.76
Jasper Co. Nursing Home	23,602.47
Samuel M. Massey, D.D.S.	20,433.39
Oscar J. Briseno, M.D.	16,131.23
Jerald S. Hughes, M.D.	13,865.02
Hadley Hughes Clinic	10,623.28

JEFFERSON

Jefferson County Hospital	241,071.07
Sav-Rite Drugs of Fayette	118,942.02
Shanti Pandey, M.D.	88,484.28
Willie I. McArthur, M.D.	82,061.47
Marron Bankston, Inc.	72,563.52
Jeff Comp Health Center	27,263.94
James S. Mangum, D.D.S.	24,938.50
Medger Evers Comp HHA	22,213.33

JEFFERSON DAVIS

Jefferson Davis County ECF	454,032.14
Jefferson Davis County Hospital	216,286.17
Hudson Drugs	144,451.52
Palace Drug Store	81,081.61
Myron L. Arrington, M.D.	41,185.99
Bullocks Discount Pharmacy	32,096.39
David B. Cloyd, D.D.S.	30,888.10
Dinesh Goel, M.D.	28,006.28
City Drug Store	23,737.28
Fred's Pharmacy	23,335.80
Frank L. Leggett, M.D.	18,337.65
Randy S. Hathorn, D.M.D.	16,163.35
Ralph Fortenberry, M.D.	10,343.90
James R. Dumas, D.D.S.	10,177.15

JONES

Ellisville State School	7,959,976.00
Hearthside Haven Nursing Home	912,581.54
Jones County Rest Home	740,020.20
Jones County Comm. Hospital	721,811.41
Nucare Convalescent Center	345,856.24
SMS State Hospital	339,803.00
Davison Rest Home	335,251.06
Therrell Drug Store, Inc.	71,830.43
Read Drugs	53,336.79
Blackledge Discount Drug, Inc.	47,250.94
Don's Drugs	47,170.26
Carter Wells Discount Drugs #1	41,571.71
Johnston Drug Store	37,729.33
13th Avenue Pharmacy	36,895.22
Dikets Professional Drug	36,355.27
Hearthside Pharmacy	30,731.47
Ellisville Municipal Hospital	30,231.14
B. R. Patel, M.D.	28,807.29
C. D. Bouchillon, III, M.D.	28,245.73
Ernest McCraw, M.D.	25,822.63
Thomas Pharmacy	25,553.96
Wallace Rexall Drugs	24,121.24
Wells Discount Drugs	24,102.93
Laurel General Hospital	23,686.48
Radiology Assoc. P.A.	22,203.76
Kent H. Leggett, D.M.D.	22,069.80
Laurel Renal Dial. Center	21,595.86

R. H. Mehta, M.D.	20,877.46
Thomas F. Leggett, Jr., D.D.S.	20,772.30
Huff Children Health Screen S	20,451.00
Rex W. Collins, M.D.	19,772.68
Jones Co. Medical Sup., Inc.	19,398.59
K & B Drugs #283	19,358.30
Henry W. DeWitt, Jr., M.D., P.A.	16,893.20
Eckerd Discount Drugs #150	16,043.16
Williams Drugs	15,844.58
Carter Wells Discount Drugs #2	15,828.08
Alton F. Moss, M.D.	15,182.86
C. G. Hull, III, M.D.	14,399.48
Robert R. Applewhite, M.D.	14,129.08
McKinley Blackledge Drug	13,530.29
James A. Bounds, D.M.D.	13,316.20
Clyde R. Allen, M.D.	13,142.01
James U. Morrison, Jr., M.D.	12,098.46
James R. Russell, M.D.	11,757.79
James Chapman Waites, M.D.	11,722.85
James A. Pittman, M.D.	11,054.14
Laurel Bone and Joint Clinic	10,351.00
Dougs Discount Drugs	10,115.99
Thomas S. Rowland, Jr., D.D.S.	10,081.45

KEMPER

Kemper Co. Nursing Home	476,345.91
Vandevender Drug Store	87,623.45
Kemper County Hospital	83,247.95
Adams Drug, Inc.	59,579.17
Prentiss F. Keyes, M.D.	16,782.63
J. L. Smith, M.D.	13,595.27

LAFAYETTE

Woodlane ICF MR	4,117,441.00
Gracelands, Inc.	939,464.43
Oxford Lafayette County Hospital	599,434.18
Golden Years Retirement	153,101.35
James W. Rayner, M.D.	47,439.27
Gathright Reed Drug Company	44,911.26
Magnolia Health Service, Inc.	37,500.78
Chaney's Eastgate Pharmacy	37,150.14
Thomas S. Glasgow, M.D.	37,094.24
G & M Pharmacy	29,262.99
Covin M. Jordan, M.D.	27,207.80
Billy Joe Jordan, M.D.	22,712.88
Colemans Health Care Pharmacy	22,315.05
Mid Town Drugs	22,118.55
NMS Retardation Cooper	20,936.58
Leslie Drugs, Inc.	19,601.56
Oxford Medical Center Pharmacy	17,612.70
Art's Prescription Center	17,169.90
Wayne T. Lamar, M.D.	16,324.82
Blaylocks Drug Store	15,650.48
Waller's Discount Drugs	14,319.86

Ralph Friedman, M.D. 11,557.63
 W. Joseph Burnett, M.D. 11,464.37

LAMAR

Adventist Health Center 811,208.41
 Lumberton Citizens Hospital 177,616.07
 Citizens Drug 2 96,689.73
 Johns Discount Drugs, Inc. — Purvis 70,057.22
 Hudson Rexall Drugs 53,198.38
 Sumrall Drug Store 38,627.72
 Lumberton Drugs, Ltd. 31,230.27
 Daniel J. Stepp, M.D. 30,964.03
 Johns Discount Drugs, Inc. — Lumberton 24,030.29
 Bob Henry Parker, D.D.S. 15,493.95
 Warren B. Dale, Sr., M.D. 13,207.14
 Richard D. Vicent, D.D.S. 10,879.85
 William H. Vann, Jr., D.D.S. 10,498.15
 Thomas McFarland, M.D. 10,368.21

LAUDERDALE

E Miss St. Hospital Nursing Home 1,900,665.00
 Broadmoor Health Care Center 804,363.72
 Matty Hersee Hospital 767,630.00
 Meridian Regional Hospital 618,355.25
 Meridian Nursing Center 509,143.68
 Meridian Conva Home 496,462.90
 F. G. Riley Memorial Hospital 360,578.09
 Queen City Nursing Center 352,562.56
 Rush Foundation Hospital 339,698.92
 Golden Sunset Guest Home 327,833.46
 Jeff Anderson Memorial Hospital 284,602.38
 Don Waldrons Discount Drug 220,343.89
 Mr. Discount Drugs, Inc. #3 154,351.04
 Tutor Drug, Inc. 118,378.95
 Eugene Hunter, D.D.S. 114,680.18
 Medical Path. Lab., Ltd. 111,313.87
 Walter R. Holladay, M.D. 94,470.59
 Rayner Drug Store 58,693.47
 Mr. Discount of Meridian #2 IN 55,239.29
 Kidney Care Meridian 45,292.02
 Wendell H. Cook, M.D. 35,106.32
 Howards Medi Save Pharmacy 34,414.94
 Milton R. Raines, M.D. 32,688.83
 Eckerds Drug Store #134 27,184.89
 Mr. Discount Drugs of Collinsville 26,016.60
 J. T. Callahan, M.D. 24,271.78
 Roger Covington, D.D.S. 24,232.65
 Anderson Pharmacy 19,923.34
 Reginald P. White, M.D. 18,983.31
 Charles A. Ray III, M.D. 18,263.35
 A. Gary Boone, M.D. 17,089.75
 Medicare-Medicaid Conv. Supply 16,232.50
 E. E. Robinson, Jr., M.D. 16,137.31
 Frederick R. Hunt, M.D. 15,963.74

Medical Arts Surgical Group 15,920.17
 Hospital Discount Drugs 15,626.58
 Meridian Orthopedic 15,617.056
 William Dudley Jr., M.D. 15,563.84
 Meridian Radiology Assoc. P.A. 15,284.91
 Meridian Rad. Assoc-Luina 15,275.42
 Lauderdale Co. Emerg. Amb. Serv. 15,271.78
 A. Wayne Sullivan, M.D. 14,752.66
 Meridian Anes Group 14,039.59
 Dan H. Singley, Jr., D.M.D. 13,945.25
 Weems Comm. Mental Health Lang. 13,207.33
 Internal Medicine Assoc. 13,163.21
 William F. Reid, M.D. 12,973.68
 Medicine Shoppe 12,165.53
 John C. Clay, M.D. 10,615.11
 Woody D. Davis, M.D. 10,099.35

LAWRENCE

Lawrence County Hospital 333,681.03
 Lawrence County Nursing Center 245,683.41
 Lawrence County Medical Center SNF 240,612.90
 Hudson Pharmacy #1 132,492.92
 Wellborn Save On Drugs 44,779.53
 Brantley B. Pace, M.D. 39,878.79
 Dudleys Discount Drugs 38,610.79
 Richard G. Burris, M.D. 33,557.53
 Lee's Drug Store 33,468.87
 Earl T. Martin 24,196.71
 Daniel G. Martindale, D.D.S. 12,284.00
 John W. Waller, M.D. 11,737.49

LEAKE

Carthage Health Care Center, Inc. 845,246.26
 Leake County Ext. Care Unit 294,365.18
 Thaggards Hospital, Inc. 169,334.60
 Hospital Discount Drugs 125,633.89
 Leake County Memorial Hospital 117,671.30
 Super Discount Drug Store 85,958.73
 Carthage Discount Drug 85,203.07
 City Drug Store 83,433.88
 Leake Drug Company 58,638.55
 William M. Myers, II, D.M.D. 39,167.35
 David Moody, M.D. 34,939.17
 A. L. Thaggard, Jr., M.D. 28,060.10
 The Prescription Shop 23,027.45
 Randall Nance 21,195.56
 Frank W. Bowen, M.D. 18,985.22
 James R. Mayfield, M.D. 16,230.58
 Thomas Gross II, D.M.D. 11,892.35

LEE

N MS Medical Center 2,329,419.18
 Tupelo Manor Nursing Home 1,308,375.28
 Lee Manor Nursing Home 981,599.95

Cedars Health Center	702,590.86
N MS Dialysis Serv, Inc.	113,261.47
Medical Arts Pharmacy	85,893.24
T & S Pharmacy	72,422.05
Internal Medicine Assoc.	68,538.97
Surgery Clinic of Tupelo	54,944.04
Super D #47	45,529.30
Thomas D. Woolbridge, M.D.	44,896.11
Super D Drugs, Inc. #14	42,441.34
McDuffie Drug Co.	42,212.43
Radiology of Tupelo, P.A.	41,300.92
Medical Center Drugs	39,065.57
Kincannon Elk Thomas	36,754.68
E. Heights Pharmacy	34,563.45
Jim Bain's Pharmacy	29,853.09
Community Discount Drugs	27,864.90
Tupelo Anesthesia Group	27,548.40
Childrens Dental-Warriner	26,624.78
Swan B. Burrus, M.D.	25,214.33
Urology, P.A.	25,142.70
Roys Prescription Shop	24,987.78
Robert A. Kennedy, M.D.	23,342.98
The Medicine Shoppe	23,156.64
Edmondsons Drug Store	23,005.19
Kenneth J. Gaines, M.D.	22,542.57
N MS Dialysis Services	22,080.70
Joe Bailey, M.D.	21,509.06
Super X Drug MS-3	20,447.70
Nelsons Discount Drugs	19,204.02
Tupelo Ortho Clinic	19,138.34
Johns Pharmacy	19,023.47
J. Leighton Pettis, Jr., M.D.	16,996.26
Glenn H. Bennett, M.D.	16,550.56
Matthew B. Wesson, M.D.	16,050.54
Johnnie W. Williamson, M.D.	15,309.59
Norris Crump, M.D.	15,301.96
S. Jay McDuffie, M.D.	15,086.67
H. K. Hudson, M.D.	15,084.75
Chester K. White, M.D.	14,736.45
John M. Blakey, M.D.	14,577.70
Thurmond Beasley, D.D.S.	13,932.80
James H. Neely, M.D.	13,866.28
Joseph A. Pryor, M.D.	13,780.56
John Sanders, M.D.	13,751.16
Reg. 3 Mental Health Center Goff	13,539.10
Vernon Chase, M.D.	12,588.58
Spence Schreiter	12,401.00
Jack H. Kahlstrof, M.D.	12,058.70
N MS Vascular Center P.A.	11,828.23
Joseph J. Chappell, Jr., M.D.	11,612.58
James T. Trapp, M.D.	11,376.11
Douglas E. Clark, M.D.	10,996.43
Benton M. Hilbun, M.D.	10,849.53
Martin I. Herman, M.D.	10,840.03
Roland P. Guest, M.D.	10,776.20

H. Read Jones, M.D.	10,731.00
David B. Moore, Jr., M.D.	10,628.71
A. S. Thomas, D.D.S.	10,419.85
O. J. Sanders, M.D.	10,085.22

LeFLORE

Greenwood LeFlore Hospital	1,800,570.20
Pemberton Manor	1,246,091.37
Golden Age Nursing Home-SNF	1,180,041.31
Care Inn - Greenwood	1,007,344.85
Chaney's Pharmacy	296,491.70
Brett Persons, M.D.	166,572.44
Crick Med. Clinic Pharmacy	147,757.61
Edwin M. Meek, Jr., M.D.	137,918.11
E M S Clinic RHC	117,077.26
S. R. Evans, Jr., M.D.	107,951.17
Milton T. Person, Jr., M.D.	104,099.46
Fred's Pharmacy	101,557.64
Kidney Care Inc.-Greenwood	80,102.78
Durhams Drug Store	79,758.35
Charles M. Shields, D.D.S.	77,313.90
Solomon Holman, M.D.	71,947.27
Gene E. Crick, M.D.	69,532.88
Barrett Hodges Drugs, Inc.	65,154.14
Crosstown Pharmacy	63,218.89
Economy Drugs	60,408.83
Frederick J. Bradshaw, M.D.	56,070.25
Clyde Smith, M.D.	55,338.81
George J. Nassar, M.D.	53,630.46
Eckerd Discount Drug	52,273.30
Medical Center Pharmacy	44,292.25
Eastgate Pharmacy	41,192.16
Michael W. Coleman, M.D.	38,661.35
Donald Pierce	36,145.82
John Alford, D.D.S.	34,381.90
John Hey, M.D.	33,076.16
Paul Kosko, M.D.	32,410.09
Bowles Pharmacy, Inc.	30,307.85
Raymond W. Browning, M.D.	29,304.28
Carl P. Bernet, M.D.	28,628.65
Debbie Gregory, D.M.D.	25,522.35
Marilyn A. Barker, M.D.	24,851.00
Greenwood Rad. Group, P.A.	24,519.27
STA Home HHA - Grenada	24,195.29
William B. Jones, M.D.	24,085.18
Eugene F. Webb, M.D.	22,463.07
Michael H. Carter, Jr., M.D.	22,160.60
J. F. Lucas, Jr., M.D.	22,081.72
Fred M. Sandifer III, M.D.	21,430.85
S. H. Jeff Lambdin, M.D.	20,954.94
W. M. Hicks, M.D.	20,099.25
Franado Lora, M.D.	20,098.61
A. R. White, Jr., M.D.	19,413.33

Walter C. Moses, Jr., M.D.	18,013.06
Tallazoo Amb. Serv.	15,649.39
James S. Robbins, M.D.	12,504.76
Double M Rent All	11,942.56

LINCOLN

Res-Care, Inc.	1,907,731.43
Country Brook Living Center	1,036,555.33
Brook Manor Nursing Center	455,261.14
King's Daughters Hospital	448,103.29
Haven Hall Nursing Center	442,988.80
Silver Cross Nursing Home	254,821.46
Bane Drug Center	65,321.06
Super D Drugs #31	58,161.96
Cartwheel Lodge Drug Room	49,836.31
Brookhaven Drugs	49,127.64
Brandt Larue Baker, D.D.S.	38,699.45
Case's Pharmacy	36,177.97
Caleb W. Herndon, M.D.	32,093.67
Jim C. Barnett, Jr., M.D.	24,684.44
Sav-On Drug	21,921.31
Baker's Pharmacy	21,732.77
J. J. Breeland, M.D.	20,134.19
Associated Rad. P.A.	19,066.70
Joseph C. Hillman, M.D.	18,964.67
Robert Watts Pharmacy	18,190.80
Albert L. Lott, M.D.	16,158.67
Vernon W. Doster, M.D.	15,091.97
Medi-Care Pharmacy	14,221.73
H. Russell Burns, D.D.S.	13,825.93
Rogers Discount Drugs-Brookhaven	12,700.24
Prentiss L. Smith, M.D.	12,600.52
Dan T. Keel, Jr., M.D.	11,900.40
Silver Cross Home	11,233.45
David N. Carner, M.D.	11,211.52
Louie F. Wilkins, Jr., M.D.	10,982.49
Edwin Bart Bardford, M.D.	10,565.59
David Hill Strong, M.D., P.A.	10,400.32
David R. Hubbs, M.D., P.A.	10,196.23

LOWNDES

Golden Triangle Reg. Med. Ct.	1,172,108.24
Aurora Australis Lodge	762,471.70
Magnolia Manor Nursing Home	498,652.31
Columbus Hospital	279,993.44
Frederick J. Hunter, M.D.	110,203.47
Southern Drugs	99,468.11
Columbus Path. Lab. Ltd.	77,553.46
Jo Newall Robinson, M.D.	59,658.35
Jesse Williams, M.D.	54,693.90
Medical Arts Pharmacy	47,225.05
Reeces Drug Store	46,496.92
Radiology Clinic	44,134.34
Kidney Care RDU Columbus	43,388.40

Super X Drug MS-1	41,800.10
R. Franklin Colom, D.D.S.	40,639.75
Alford Drug Co.	33,971.00
John Robinson, D.D.S.	32,334.30
Sheltons Pharmacy	26,499.30
J. M. Griffith, M.D.	23,495.76
Richard L. George, M.D.	22,808.32
Gibsons Pharmacy	22,042.36
Charles B. Dahlke, M.D.	18,718.42
M L S Gains, M.D.	18,452.38
B. L. Sullivan, M.D.	18,418.82
Williams Drug No. 1	18,062.95
Glenn B. Richardson, M.D.	17,784.60
Internal Med-Columbus	16,652.51
William Akerman, D.M.D.	15,879.90
K & B Drugs #294	15,852.77
Alexanders HHA, Inc.	15,504.60
Harco Super Drug #233	12,686.41
Laws Drug Store	12,012.21
Roberts Apothecary	11,485.69
Columbus Urology, P.A.	10,369.77
Albert H. Laws, M.D.	10,192.45

MADISON

Canton Manor	1,579,305.10
Madison County NSG-SNF	520,576.58
Madison General Hospital	290,142.84
Willard F. Bond Home	237,502.23
Canton Discount Drugs	149,457.33
Allen's Drug Store	114,085.80
Mississippi Discount Drug	104,923.00
Guy's Drug Store	67,564.59
Flora Discount Drugs	63,872.57
E. G. Spivey, Jr., D.D.S.	62,209.70
Madison Yazoo Leake Center	42,197.20
Hudson's Pharmacy	41,399.11
Terrel O. Bailey, M.D.	34,732.70
Jacobs Drugs	31,238.53
George D. Allard, M.D.	29,422.49
A. Alexandrou, M.D.	28,978.87
Noble Drug Company	28,955.78
Mosby's Drug Company	25,517.72
Joe W. Terry, M.D.	25,192.52
Charles H. Williams, M.D.	24,869.56
Terry Moody, D.M.D.	22,163.50
Louis J. Saddler, M.D.	19,431.87
Ridgeland Discount Drug	17,681.09
Allan P. Durfey, Jr., M.D.	16,424.45
Mitchell B. Wells, D.D.S.	13,163.85
William Truly, Jr., M.D.	12,893.41
W. Boyce Craig, O.D.	11,638.51
Madison Yazoo Leake Truly	11,142.35
Charles H. Heywood, M.D.	10,470.46
Charles D. Dyer, D.M.D.	10,229.90

MARION

Floodrian Manor Nursing Home	965,124.81
Marion County General Hospital	422,530.45
The Myrtles	326,069.24
Cedars Conv.	191,993.49
Cedars Conv. Center ICF	88,022.39
Sav On Drugs of Col	73,107.46
Cook & Fortenberry	65,474.91
Discount Drugs	63,859.47
Columbia Discount Drugs, Inc.	61,073.92
Shepards Pharmacy	58,699.64
Taylor's Pharmacy	39,247.14
Family Clinic	36,233.17
Harris Drug Co./The	35,426.11
James B. Conerly, D.D.S.	20,661.03
Walker Brothers Druggists	20,369.37
Frank S. Hill, Jr., P.A., M.D.	14,640.74
Dick Thomas, M.D.	13,253.22
Robert Herrington, M.D.	13,229.82
Eckerd Drugs #594	11,747.29
Charles P. Bass, M.D.	11,039.68
Thomas B. Whitehead, M.D.	10,614.13

MARSHALL

Care Inn Holly Springs	1,007,986.55
Marshall County Hospital	470,421.12
Tyson Drug Co.	170,496.10
Seale Drug Company, Inc.	134,145.24
Freeman's Pharmacy	94,083.52
Marshall Co. Doctors Clinic	69,302.89
Byhalia Drug Company	56,493.28
Robinsons Drug Store	46,543.65
Henley John Jones, D.D.S.	39,275.10
Joseph A. Hale, D.D.S.	30,268.63
Brooks V. Monaghan, M.D.	22,785.13
Sam P. McClatchy, M.D.	22,568.14
Medical Center Pharmacy	18,770.68
Robert W. Okerblom, M.D.	15,260.46
W. H. Booth, M.D.	14,165.25
Benjamin L. Hammack	13,923.97
Marion V. Green, M.D.	12,855.05
Bettye R. Baptist, D.D.S.	11,493.25
Holly Springs Surg. Clinic	11,146.04

MONROE

Hillcrest Manor, Inc.	991,130.87
Amory Manor Nursing Home	678,557.41
Amory Manor N H DP ICF	448,980.80
Gilmore Memorial Hospital	314,641.85
Aberdeen Monroe County Hospital	264,711.88
McDuffie Pharmacy	80,770.31
Hudson Drugs, Inc.	68,498.75
Sav-On-Drugs	66,592.34
Senters Drug, Inc.	51,102.46

Peoples Drug Co.	44,837.53
Harco Drug, Inc. #225	39,746.40
Hall Pharmacy	39,564.72
William T. Oakes, M.D.	26,877.61
John N. Turnage, M.D.	25,239.18
Fred's Pharmacy	23,673.17
Robert E. Coghlan, M.D.	23,647.30
Harco Super Drug	21,309.58
Roger Wright, D.M.D.	16,937.30
James P. McVaugh, D.M.D.	16,280.50
John D. Seay, M.D.	15,568.00
Lee R. Murphree, M.D.	15,164.47
Ronald Allen Medley, D.M.D.	15,139.90
Hamilton Pharmacy	13,600.39
Smithville Drug Company	13,432.11
Raj Subnani, M.D.	12,959.83
L. F. Pinkley, Jr.	12,709.10
Phillis E. Mason, M.D.	11,849.72
Tom Elmore, M.D.	11,738.71
Charles A. Sisson, Jr., M.D.	10,682.78
Bruce Atkinson, M.D.	10,435.08
Melvin R. Holman, M.D.	10,262.44

MONTGOMERY

Winona Manor	973,013.83
Tyler Holmes Hospital	385,517.72
Kilmichael Hospital	120,097.40
Kilmichael Drug Store	105,631.97
Super G Drugs	75,536.46
Plaza Drug Store	71,549.96
William A. Middleton, M.D.	71,468.16
Moormans Drug Store	65,609.33
L. C. Henson, M.D.	49,846.51
David L. Meadows, M.D.	49,644.41
Bozone's Pharmacy	37,400.90
Charles O. Williams, M.D.	30,952.88
Rebecca Hodges, M.D.	15,031.03

NESHOBA

Neshoba County Nursing Home-DP	607,296.65
Neshoba County General Hospital	346,521.91
Hamill Drug Store	74,553.42
Brown's Discount Drugs	65,429.68
Keas Hospital Pharmacy	62,646.68
Neshoba Co. Nursing Home DP ICF	58,495.26
Thompson Drug Store	52,178.54
Choctaw Health Center	45,708.00
Billy Gene Molpus, D.D.S.	43,980.85
Adkins Pharmacy	43,096.71
Neshoba County Nursing Home	35,577.97
Stribling Drug Store	34,432.36
Chandrashe Khar V. Joshi, M.D.	30,290.36
William A. Davis, M.D.	22,294.35
Robert L. Moore, Jr., M.D.	21,704.27

Kidney Care, Inc.-Philadelphia	20,636.74
Rudolph A. Posey, D.D.S.	17,804.75
John C. Mutziger, D.O.	16,544.33
C. N. Cannon, M.D.	12,855.76

NEWTON

Conva Rest of Newton	937,851.67
Hilltop Manor, Ltd.	515,052.99
Laird Hospital, Inc.	301,895.58
Rush Hospital	164,556.46
McBeath Drug Store	50,876.65
Wheeler Drug Store	47,422.07
Moore's Pharmacy	39,927.60
Williams Drugs	34,477.68
Austin P. Boggan, M.D.	28,556.55
Upton Drugs	25,883.70
Brown's Discount Drugs #2	25,657.24
Alexander's Pharmacy, Inc.	22,242.24
Hilltop Manor Nursing Home-Pharmacy	19,127.11
John G. Alexander, M.D.	18,997.17
Billy R. Shows, M.D.	15,136.87
Russell E. Belenchia	13,399.85
Super Discount Drug Center	11,673.16
Mr. Discount Drug #5 of HIC	10,872.83
James E. Yelverton, Jr., D.M.D.	10,792.54
J. Lee Valentine, D.O.	10,365.87

NOXUBEE

Noxubee General Hospital	409,918.41
City Drug Store	133,859.90
Larry Morris, M.D.	190,630.10
Patrick H. Gill, M.D.	97,711.66
B & O Pharmacy	97,505.96
Brooksville Pharmacy	93,732.50
Glen Pugh, M.D.	79,091.85
Dudley E. Dickerson, D.D.S.	74,466.70
Marjorie N. Williams	53,373.47
James C. Ratcliff, M.D.	46,955.74

OKTIBBEHA

Rolling Hills	1,719,703.13
Starkville Manor	827,496.25
Oktibbeha County Hospital	747,625.06
G. Leroy Howell, M.D., Ltd.	177,967.32
Wier Drug Co.	74,543.52
Booth Pharmacy	67,612.72
Kermit K. Laird, M.D.	57,824.11
Southdale Drugs	57,768.61
Fieldco Discount Drugs	54,962.44
Douglas L. Conner, M.D.	53,652.27
Tom Hailey Memorial Hospital	50,975.29
Wise Drug Store	45,941.83
Harrison C. Walker, D.D.S.	41,602.10
Starkville Discount Drugs	39,235.93

Rodney W. Waldrop, D.D.S.	35,290.10
Will Locke, M.D.	33,746.83
Thomas Pearson, M.D.	31,560.86
Medical Center Pharmacy	29,581.73
Michael Howe, M.D.	20,412.36
Revco Drug Center #2638	17,630.49
David B. Wheat, M.D.	17,599.01
Dempsey C. Strange, M.D.	16,449.94
Harco Drug, Inc. #227	15,625.84
Leonard H. Brandon, Jr., M.D.	14,415.49
Barbara Fleetwood, M.D.	14,270.01
Martin M. Pomphrey, M.D.	13,477.03
John J. Hollister, M.D.	12,731.99
George G. Walker, M.D.	12,116.69
State Discount Drugs, Inc.	11,011.49
Thomas H. Price, M.D.	10,545.52
Joe R. Humgardner, M.D.	10,303.43
Russell Ray Lyle, M.D.	10,268.22

PANOLA

Batesville Manor Nursing Home	801,096.25
N. Panola Hospital	530,362.31
N. Panola Reg. Hospital SNF	399,897.52
S. Panola Community Hospital	308,467.712
Michael F. Shaheen, M.D.	97,163.35
Saverex Drugs	92,386.69
Sullivans Drug Store	89,678.44
City Drug Store	65,806.28
Haltom Drug Co.	63,266.33
Mettetal Pharmacy	59,116.24
Parkview Pharmacy	48,262.42
Mattsave Discount Drugs	46,367.11
Henry D. Stone, M.D.	40,315.84
Sheldon Wieder, M.D.	36,777.08
Bailey Walgreen Agency	36,226.66
William A. Spencer, M.D., P.A.	35,984.77
Fred's	31,205.61
R. C. Purohit, M.D.	29,352.91
J. M. Smoot, M.D.	29,331.43
Crenshaw Pharmacy	28,051.98
Robert L. Gray, M.D.	26,371.02
Purnima R. Purohit, M.D.	24,942.28
Idah M. Cannon, M.D.	24,773.74
Hilton H. Fairchild, M.D.	23,252.70
City Drug Store, Inc.	21,807.75
William C. Haire, D.O.	20,924.22
Kanwall Maniktahla, M.D.	18,619.80
Foodway Family Pharmacy	16,423.90
George C. Carlson, M.D.	14,772.21
Larry W. Herring, D.D.S.	14,701.44
Andy Garrott, D.M.D.	12,981.10
David A. Ball, M.D.	12,553.52
Lowell G. Evans, Jr., D.D.S.	12,391.80
E. A. Steward, M.D.	11,315.43
Ben J. Moore, M.D.	10,365.77

PEARL RIVER

Crosby Memorial Hospital	860,567.81
Picayune Conv. Home	813,273.51
Pearl River County NH-SNF	283,086.76
Pearl River County Hospital	100,487.59
Picayune Drug Co.	77,512.33
Pearl River Drug Co.	72,715.02
Leo E. Gibson, M.D.	54,510.13
Thomas McRaney, M.D.	45,254.03
C. J. Blackburn, M.D.	41,151.83
Westside Pharmacy	36,673.30
Medical Center Pharmacy	34,188.19
Lakshmi P. Nandiwanda, M.D.	34,139.50
Medical Arts Pharmacy	33,909.70
Walker Pharmacy	31,988.48
Eckerd Drug #532	30,814.22
Boones Pharmacy	30,471.24
Gibson Pharmacy, Inc.	28,253.07
K & B Drugs #282	21,813.14
Donald R. Berry, M.D.	21,232.33
Franklin R. Hayden, M.D.	18,589.60
Marc Chetta, M.D.	18,520.35
James M. Riser, M.D.	18,444.44
Don D. Rudeen, M.D.	15,643.30
Christopher V. Matthews, M.D.	15,495.47
Dewitt L. Rolton, M.D.	15,368.18
Willie F. Stringer, M.D.	15,276.35
Pearl River Dialysis Center	12,163.22
City Drug Store	10,971.79

PERRY

Perry County General Hospital	145,880.99
Whites Discount Drugs	66,445.19
Beaumont Drugs	58,928.22
Stricklands Pharmacy	49,896.39
Edwin H. Cole, M.D.	39,728.68
Harmon A. Foster, M.D.	31,052.84
William E. Moak, M.D.	23,584.39
Carleys Drug Store	19,873.49
John M. Beaman, M.D.	18,362.39

PIKE

S.M.R.M.C.	1,467,696.93
SW Extended Care Center	862,571.72
McComb Extended Care	816,475.45
Beacham Memorial Hospital	127,655.13
Gillis Drug Store	115,064.15
Corner Drug Store	101,668.10
Thrift Drugs	77,730.71
Edsel F. Stewart, M.D.	65,428.73
Sav On Drugs Inc. #2	52,424.30
Medical Center Pharmacy	51,113.81
Fly's Drug Store	50,133.99
Maria Gonzalez, M.D.	49,097.20

SW Pharmacies, Inc.	39,588.01
George H. Leggett, D.D.S.	30,759.85
Magnolia Discount Drugs	30,546.34
Gene Parker, D.D.S.	30,512.95
Wendall B. Holmes, M.D.	30,506.43
Henry J. Sanders, M.D.	24,884.68
Herrington Rexall Drugs	23,377.75
B. L. Crawford III, M.D.	22,722.03
Alva Dillon, Jr., M.D.	22,312.29
King's Discount Drugs	22,218.73
E. J. Price, Jr., M.D.	21,394.82
Will Austin, M.D.	20,508.91
William G. Gillies, M.D.	18,906.80
K & B Drugs #247	18,072.66
Eckerd #592	18,039.48
C. Foster Lowe, M.D.	17,448.59
Van R. Simmons, D.M.D.	16,558.95
James C. Boothe, M.D.	16,408.42
Thomas L. Moore, Jr., M.D.	16,279.76
Victor L. Walsh, D.D.S.	16,246.89
R. Dale Davison, M.D.	15,685.41
John W. Boyd, M.D.	15,612.10
Ledon Langston, M.D.	15,464.90
Harry C. Frye, M.D.	15,344.99
Henry L. Lewis, III, M.D.	14,162.39
Julian T. Janes, Jr., M.D.	14,108.22
Thomas A. Ireland, M.D.	14,107.49
William H. Meyer, M.D.	13,433.48
Tom Carey, M.D.	13,131.66
East McComb Discount Drugs	12,896.76
Sidney O. Ross, Jr., M.D.	12,800.93
Terry E. Westbrook, M.D.	12,157.88
Benjamin Simo, M.D.	10,631.48
Shelby Smith, M.D.	10,557.97
Benton E. Hewitt, M.D.	10,411.17
Ralph L. Brock, M.D.	10,123.49

PONTOTOC

Graceland's of Pontotoc	433,280.03
Sunshine Rest Home	209,624.58
Pontotoc Comm. Hospital	151,983.33
Pontotoc Comm. Hospital DP/ECF	142,040.70
Montgomery Drug Company	83,862.94
James R. Medlin, M.D.	70,764.75
Ramsey & Young Pharmacy	61,210.71
James W. Speck, M.D.	36,511.05
Whitworth-Ashmore Drug	34,372.37
Furr Drug Company	25,963.03
Pontotoc Pharmacy	25,083.96
Foodway, Inc.	22,239.17
James R. Hubbard, Jr., M.D.	20,252.29
John M. Patterson, M.D.	11,382.80
William B. Howard, M.D.	11,010.50

PRENTISS

Aletha Lodge Nursing Home, Inc.	618,410.86
Baptist Memorial Hospital	345,774.09
Oakview Rest Home	254,231.35
Blythe Cox Drug Co.	106,534.64
Houston Drug Store	58,507.20
Tom's Drug Store	53,752.70
Davidson Discount Pharmacy	47,748.90
Booneville Drugs	33,124.29
Jose Madara, Jr., M.D., P.A.	31,548.88
Smith Drug Co.	30,998.46
Baldwyn Discount Drug, Inc.	30,540.14
Hills Discount Drugs	26,912.33
David G. Chase, M.D.	25,248.20
Ken Goodwin, D.M.D.	12,059.10
Foodway Pharmacy, Inc.	12,052.84
Joseph L. Hurst, M.D.	11,372.39
Floyd Drug Co., Inc.	11,144.53
Jeff Scott Johnson, D.M.D.	11,066.40
Dwight A. Johnson, M.D.	10,444.16
Paul C. Ellzey, M.D.	10,260.65

QUITMAN

Quitman County Hospital	524,393.31
Quitman Co. Nursing Home	439,160.99
Quitman Drug Co.	189,995.16
Richard E. Waller, M.D.	124,699.94
Stones Drug Store	123,436.18
James O. Goldman, D.D.S.	69,149.98
City Drug Store	63,288.30
Salvador Petilos, M.D.	52,058.13
Don's Pharmacy, Inc.	47,219.89
Sledge Drug Store	44,338.59
Marilyn Aiello, M.D.	42,944.81
Goly R. Henry, Jr., D.D.S.	41,474.63
Quitman Co. Amb. Service	26,103.50
Marshall R. Lynch, M.D.	22,167.76

RANKIN

Hudspeth Center	4,215,447.00
MS State Hospital NH	2,242,155.00
Crossgate Manor INC.	1,866,783.33
Briar Hill Rest Home	373,502.10
Rankin General Hospital	267,727.76
Whitfield Med & Surg. Hospital	229,717.00
Brandon Discount Drugs, Inc.	78,851.75
Polk Crossgate Discount Drugs	63,185.26
Rhodes & Robby Drugs, Inc.	42,800.18
Rankin Discount Drugs	37,376.42
Don Gibson, M.D.	23,742.05
John's Pharmacy	22,602.90
Delton Moore Discount Drugs	20,576.99
Perry's Drug Store	19,309.03
David's Discount Drugs	18,347.03

Richard E. Schuster, M.D.	16,823.18
Howard Medi Save Pharmacy	12,519.34
Joseph W. Patch, D.M.D.	11,674.15
Russell Dunn, M.D.	10,257.15

SCOTT

Scott County Nursing Home	779,817.84
SE Lackey Memorial Hospital	138,840.05
West Scott Co. Hospital	105,432.30
Lea's Discount Pharmacy	83,880.84
French's Pharmacy	60,471.08
Russell's Drug Co.	42,546.41
Howard C. Clark, M.D.	41,231.77
Family Discount Drugs	40,624.16
STA Home HHA Forest	37,384.95
Eckerd Drugs #599	36,691.67
D & B Discount Drugs	31,939.20
Ott Drug Company	30,871.04
Red's Woodland Pharmacy	30,768.90
Carter's Pharmacy	26,494.98
John Paul Lee, M.D.	23,583.94
William M. Lewis	22,125.17
Archie Howard, M.D.	20,278.66
Harold L. Russell Sr., D.D.S.	17,142.40
Roger D. Woods, D.D.S.	15,774.00
Carleton Drug Store	13,580.35
Scott County EMS	11,453.79

SHARKEY

Care Inn-Rolling Fork	472,420.81
Sharkey Issaquena Hospital	337,368.36
Village Pharmacy	147,038.67
Danny W. Jackson, D.O.	68,101.22
Windhams Discount Pharmacy	65,488.39
Dennis D. Bond, D.D.S.	57,487.45
Robert H. F. Lynch, M.D.	56,598.17

SIMPSON

Millcreek Rehab ICF MR	1,772,983.07
W. L. Jacquith ICF MF Retard.	1,316,419.00
Hillcrest Health Center INC-SNF	868,163.47
Mendenhall Nursing Home	417,757.57
Simpson General Hospital	302,100.75
Magee General Hospital	266,858.80
Choctaw Discount Drugs	95,844.63
McGuffee Drug	67,046.70
Service Rexall Drugs, Inc.	66,884.12
Gene Polk Pharmacy	60,878.43
Mendenhall Drug Co.	38,022.56
Patrick Pasco, D.O.	33,059.32
Styrons Discount Rx Shoppe	32,547.95
Magee Discount Drug Store	32,012.47
James H. Stuard, D.M.D.	24,333.45
R.S. Runnels, M.D.	23,464.78

Dennis, Adams, M.D.	20,973.97
W. G. Munn, M.D.	18,370.87
A. M. Chiempabha, M.D., P.A.	16,538.27
Paul W. Clark, O.D.	12,565.80
Revco Drugs #2602	11,443.27
Charles Pruitt, III, M.D.	10,444.32

SMITH

Rolling Acres Retirement	986,958.73
Smith County General Hospital	133,280.66
Raleigh Pharmaceutical	63,801.50
Little Pharmacy	59,101.31
Farmers Drug Co.	48,899.17
The House of Medicine	29,613.27
Mize Discount Drugs	28,361.23
Ford's Rexall Drugs	21,451.07
Bound's Pharmacy	20,194.87
Vance Baucum, M.D.	17,072.19
Robert E. Jennings, M.D.	16,750.83
Verlon E. Hughes, D.D.S.	14,446.70
John R. Harper, M.D.	13,872.10
Jacob H. Shoemaker, D.D.S.	10,053.97

STONE

Azalea Gardens Nursing Home	627,339.61
Stone County Hospital	172,520.11
Wilson's Pharmacy, Inc.	32,210.61
County Discount Drugs	31,527.10
White's Pharmacy	30,062.73
John's Discount Drugs #3, Inc.	29,810.55
Wiggins Clinic, Ltd.	20,062.51
Ray L. Cooley, D.D.S.	18,055.15
Carolyn Gerald, M.D.	10,406.32

SUNFLOWER

Ruleville Health Care Center	719,450.07
Care Inn Indianola	539,857.08
S. Sunflower County Hospital	533,582.77
N. Sunflower Hospital	421,626.72
M. Person D.D.S. Den. Serv. P.A.	143,005.14
Travis Q. Richardson	123,689.81
Drew Spencer's Pharmacy	97,312.48
Martin's Pharmacy	97,063.37
Gilrow's Drug Store	72,601.81
Edward's Rexall Drugs	72,218.68
Rawl's Drug Store	66,791.32
Robert N. Hurt	62,715.67
Adelo Aquino, M.D.	58,145.50
Parker's Pharmacy	54,591.04
Warren's Childrens Service	54,505.00
W. L. Prichard, M.D.	52,591.99
W. H. Rose, M.D.	50,838.19
Joseph A. Hull, M.D.	46,073.29
Jack W. Crowell, M.D.	45,155.62

Johnson's Family Value Drug	39,271.30
Guy H. Robinson, M.D.	39,060.90
W. Tom Martin, D.D.S., P.A.	38,208.70
Donald Drug Company	36,716.19
Spender's Drugs	29,891.25
Lee Pharmacy	29,402.35
Walter C. Gough, Jr., M.D.	27,262.84
Magic Mart Pharmacy	27,161.75
William Hood, D.D.S.	25,436.55
Collins Drug Store	23,716.49
Lowell Jones, Jr., O.D.	22,818.59
Horne Drug Store	19,910.50
Steve Wooten, D.D.S.	14,702.47
David L. Rogers, O.D.	14,578.39
Charles M. Dorrough, Jr., M.D.	14,010.23

TALLAHATCHIE

Tallahatchie General Hospital	271,432.11
Tallahatchie General Hospital-SNF	214,252.78
W & D Pharmacy	121,689.47
Theodore T. Lewis, M.D.	89,443.21
Sumner Drug Store	89,164.27
Southern Discount Drug	79,265.90
John M. Cross, M.D.	74,394.89
Charleston Drug Co.	67,574.80
Woods Drug Store, Inc.	60,872.45
William Lewis, M.D.	56,193.72
S. Anne Brooks, D.O.	30,999.87
Ronald F. Roberson, D.M.D.	28,592.20
William R. Bolen, D.D.S.	23,856.80
Mid Delta HHA Sub-Unit	10,740.53

TATE

Senatobia Comm. Hospital	886,764.59
Senatobia Conva. Center	857,346.18
Senatobia City Drug Co.	75,248.09
Coldwater Pharmacy	55,702.88
May's Pharmacy	51,302.55
Varner Drug Co.	51,020.12
D.D. Sidhu, M.D.	44,109.80
Hugh M. Monteith III, D.D.S.	43,410.05
Comm. Discount Pharmacy, Inc.	40,911.48
Southern Discount Drugs	37,339.08
Fred's Pharmacy	33,119.31
John D. Rogers, D.D.S.	31,601.15
Black & Marlowe X-Overs	25,949.70
Ethelyn Smith, M.D.	25,304.29
Ralph D. Peeler III, M.D.	22,150.78
D.D. Sidhu-EPSDT	21,701.00
Amornral Aftandilian, M.D.	21,419.92
Emil E. Aftandilian, M.D.	13,544.41
H. Grady Marlow, M.D.	10,748.03

TIPPAH

Ripley Manor	1,197,345.07
Tippah County Hospital	522,241.71
Rest Haven NSG Home	462,276.83
Hollis Discount Pharmacy	95,972.69
Ripley Drug Company	95,153.20
City Drug Co., Inc.	95,143.14
James Discount Drugs	79,155.77
Lock's Drug Store	58,917.28
Blue Mountain CL Drugs	46,380.35
Horton Taylor, Jr., M.D.	30,446.68
E. George Farrell, M.D.	21,939.09
Marion E. Hill, D.D.S.	21,354.15
Tommy T. Simpson, M.D.	18,902.88
Thomas L. Ketchum, M.D.	16,281.15
Charles M. Elliott, M.D.	13,342.80
Duncan's Pharmacy	12,761.58
Orville P. Stone, M.D.	12,420.22

TISHOMINGO

Pickwick Manor	1,036,140.17
Tishomingo County Hospital	262,508.57
Super D Drugs #121	111,770.04
Yarber Drug Store	57,658.96
Rushing Drug Co.	44,650.66
Iuka Discount Drugs	39,739.27
Curtis Brothers Drug Store	33,969.12
Kelly S. Segars, M.D.	27,825.42
Alphonsus Flannery, M.D.	15,430.12
Kenneth Draper, M.D.	15,154.41
Gatlin's Pharmacy	14,169.33
Ben Earl Kitchens, M.D.	12,585.29

TUNICA

Tunica County Hospital	196,956.41
Tunica Quality Drugs, Inc.	164,423.74
Tunica Pharmacy, Inc.	123,461.47
John D. Dial, M.D.	117,584.20
Salim Wahab, M.D.	62,610.20
T. L. Turpin, D.D.S.	20,995.00
Frederick L. Cole, M.D.	15,700.72
Tunica Co. Hospital HHA	10,076.69

UNION

Roselawn Nursing Home	979,783.19
Union County General Hospital	753,583.38
Hospital Pharmacy	78,935.66
Harco Super Drug #224	51,670.56
Medical Center Pharmacy	48,711.40
Catt Drugs	45,238.23
Gray Drug Company	38,668.91
Eastgate Pharmacy	30,711.08
Samuel Creekmore, III, M.D.	25,475.11
Stephen M. Shirley, M.D.	20,739.41

Eddie E. Bramlitt, M.D.	20,123.97
Kenneth R. Cargile, M.D.	19,482.71
Bruce A. Bullwinkel, M.D.	17,875.18
New Albany Surgical Group	14,504.24
Richard H. Russell, M.D.	13,483.99
Gibson's Pharmacy	13,283.63
David B. Ellis, M.D.	13,269.49
Family Medical Clinic	12,616.99
Thomas A. Shands, M.D.	12,355.58

WALTHAM

Waltham County General Hospital	571,201.59
Tylertown ECF	505,391.63
Bill Dora Nursing Home, Inc.	333,034.93
Holmes Discount Drugs	96,507.60
Pigott's Drug Store	91,348.28
Kanta P. Butani, M.D.	89,112.95
Adam's Discount Pharmacy	80,735.55
Breland Drug Company, Inc.	72,634.35
Posavnik S. Ganaraj, M.D.	40,005.85
B. L. Crawford, Jr., M.D.	21,753.07
Roger A. Stroud, Jr., D.M.D.	21,460.35
B. M. Mitchell, D.D.S.	21,189.95
Glocia Frelix, M.D.	19,462.79
Walter W. Crawford, M.D.	19,168.00
H. W. Pittman, M.D.	18,480.30
Santhosh Reddy, M.D.	17,350.42
Harish M. Madnani, M.D.	11,309.08

WARREN

Vicksburg Trace Haven	989,094.69
Vicksburg Conv. Home	772,362.23
Mercy Regional Medical Center	506,349.94
Shady Lawn Nursing Home	439,757.83
Vicksburg Medical Center	342,739.43
Kuhn Memorial State Hospital	335,972.00
Durst Discount Drugs	90,692.44
People's Drug Store, Inc.	69,749.71
Howard Medi Save Pharmacy	65,080.41
Corner Drug Store	64,336.40
Colonial Discount Drug	51,083.73
Ollie Hardway, Jr., D.D.S.	45,679.80
Haworth Home Health	41,671.21
Battlefield Discount Drugs	41,190.13
K. S. Potnis, M.D.	39,425.45
Donald Jackson, D.D.S.	33,058.55
John Cofield Stepan, M.D.	26,851.44
Robert Sadler, D.D.S.	21,132.45
Clay St. Drug Store	17,905.23
Walter E. Johnston, Jr., M.D.	17,674.81
Paul Pierce, M.D.	16,916.49
Walgreen Co.	15,919.23
J. M. Ross, M.D.	15,565.69
Mercy Home Health Serv.	15,206.36

Kidney Care Vicksburg	12,295.97
F. Lamar McMillin, M.D.	12,210.64
Deborah Smith, M.D.	12,039.73
F. T. McPherson, M.D.	11,965.35
Daniel Dare, M.D.	11,585.91
James W. Cook, M.D.	10,301.28
Geri L. Weiland	10,027.02

WASHINGTON

Delta Medical Center	1,908,438.67
Greenville Conv. Home, Inc.	1,067,783.84
MS Ext. Care of Greenville	916,407.91
S. Washington Co. Hospital	537,026.11
Arnold Avenue Nursing Home	379,826.87
Correro Pharmacy	311,806.11
Autumn Leaves Nursing Home	261,204.76
King's Daughters Hospital	258,668.09
Paul D. Jackson, M.D.	139,024.43
Sander's Pharmacy	136,239.90
William H. Spragins, M.D.	134,035.65
J. Edward Hill, M.D.	124,493.51
City Drug Store	109,323.53
John M. Estess, M.D.	100,828.55
Condon East Union Pharmacy	94,029.86
Kidney Care Greenville RUD	93,517.18
Patrick S. Hsu, M.D.	92,377.72
P D Condon Drug Store	88,654.15
Turner's Pharmacy	79,173.75
W.S. Witte Memorial Hospital	75,145.90
People's Drug Store	72,985.11
Sidney Prosser	67,243.51
Matthew J. Page, M.D.	59,395.82
Hollandale Clinic	56,588.66
Med View Pharmacy	55,387.87
Charles H. Burton, Jr., D.D.S.	54,616.30
Greenville Hdale Clinic	46,897.67
Eckerds Drug	45,629.12
Robert T. Love, Jr., M.D.	45,050.70
Hollandale Clinic-EPSDT	43,968.00
W. C. Yarbrough	42,406.16
A & A Home Health Equipment, Inc.	39,590.07
MS Regional HH Care	39,471.04
Azlin Drug Store	39,335.43
MS Regional HH Care	38,265.71
Robert Z. Fialko, M.D.	30,453.23
Super D #126	26,340.11
William A. Williamson	24,973.77
Clarence B. Clark, Jr., D.D.S.	23,784.75
Thomas H. Simmons, M.D.	21,661.73
Robert P. Bowman, M.D.	20,587.18
Felton Combest	19,284.38
Clarence B. Clark, D.D.S.	19,268.55
Delta Discount Drugs	18,052.98
Billy G. Dowdy, M.D., P.A.	17,681.44
Kroger Food & Drug #950	17,327.09

Village Pharmacy	15,651.96
Estate of T. Y. Williford	15,476.41
Russell B. King, Jr., D.D.S.	14,775.95
John C. Sandefur, M.D.	12,769.63
Brunswick R. Wong, O.D.	12,683.13
Hugh A. Gamble II, M.D.	12,592.69
Phillip Doolittle, M.D.	12,175.15
Kelly D. Alexander, Jr., D.D.S.	12,125.05
Fontanas Discount Drugs	11,950.98
Condons Fairview Pharmacy	11,030.40
John M. Brooks, Jr., M.D.	10,720.72
J. P. Portera, O.D.	10,167.30

WAYNE

Wayne General Hospital	788,060.89
Restful Acres Nursing Home	483,577.53
Stanley Pharmacy	88,753.06
W. W. Walley, M.D.	67,643.36
Clanton Drug Co.	65,791.06
Arthur E. Wood III, M.D.	55,912.58
Cooley's Drugs	51,129.54
Bonner Discount Drugs	42,735.83
Lab Discount Drugs, Inc.	41,069.20
James P. Wood, M.D.	33,126.57
Travis Pharmacy	30,274.22
Lomax Discount Drugs	29,782.08
Joseph D. Stringer, D.D.S.	28,613.85
Harry Turner, Jr., M.D.	25,258.97
W.D. Young, M.D.	23,153.64
Daniel C. McLeod, M.D.	22,892.20
William M. Ross, M.D.	19,623.04
David L. Rice, D.M.D.	19,492.03
Cirila L. Reyes, M.D.	18,763.12
Garey A. Bonner, D.M.D.	15,455.10
Dixie Drug	15,216.30
Amos Belknap, M.D.	14,194.22

WEBSTER

Eupora Health Care Center	910,892.61
Webster General Hospital	375,788.03
Murphy Drug Company	94,379.48
Foodway Family Pharmacy	60,267.84
Charles Z. Azborn, M.D.	55,314.48
Embry Drug	50,322.91
James E. Booth, M.D.	35,233.13
William H. Gifford, M.D.	22,162.47

WILKINSON

Field Memorial Community Hospital	498,205.29
Martens Drug Store	88,920.17
City Drug Store	59,754.83
Catchings Clinic-Owens	55,841.62
Thomas Lobrana, D.D.S.	53,527.46
Catchings Clinic-McGraw	40,655.61

Norman's Discount Drugs	35,541.99
Richard J. Field, Jr., M.D.	31,933.12
Centreville Drugs	30,253.06
T. Delton Moore, D.D.S.	28,289.20
Aubrey H. Nichols, M.D.	27,037.78
Field Clinic Pharmacy	25,900.92
Jack Quinn Causey, M.D.	21,573.66
John B. Flood, M.D.	15,250.60

Marion L. Sigrest, M.D.	21,202.60
Harrison V. Pittman, Jr., D.D.S.	19,598.12
William P. Thompson, M.D.	17,782.69
K & B Drugs, #284	17,726.77
Roland H. Stevens, O.D.	16,533.26
Cole Adams, D.M.D.	14,259.02
Harry A. Bartee, M.D.	13,073.93

WINSTON

Tri County NH-Dual	456,322.22
Winston County Comm. Hospital	357,736.54
Winston Co. Nursing Home	321,677.12
Winston County Nursing Home-ICF	256,205.15
Louisville Discount Drugs	92,637.27
Tabor Drugs	75,525.93
Charley McCool Pres. Gift	56,830.58
David D. Richardson, M.D.	51,317.41
F. Horton Giffin, D.D.S.	43,173.80
Tillman Pharmacy	41,751.14
Robert T. Land, D.D.S.	39,648.60
DeWitt G. Crawford, M.D.	27,220.38
Dan's Discount Drugs	23,286.19
James E. Calloway, M.D.	19,341.95
Boswell Rexall Drugs	19,194.70
Scott's Pharmacy	18,153.53
Hickman Drugs	17,164.89
Noxapater Discount Drugs	10,525.49
James R. Giffin, M.D.	10,259.90
Danny R. Clifton, O.D.	10,074.99

YALOBUSHA

Yalobusha County Nursing Home	288,162.85
Yalobusha General Hospital	126,989.87
Turnage Drug Store	54,739.61
The Drug Store	36,608.27
M & R Super Drug	17,905.11
Andy Jones, D.D.S.	15,818.15
Walley's Medical Center-Pharmacy	14,992.89
Mitchell's Drug Store	11,355.49
Walley's Super Drug, Inc.	10,146.20

YAZOO

Care Inn Yazoo City	1,395,029.18
King's Daughters Hospital	354,155.56
Vanjon's Pharmacy	129,423.81
William N. Nelson, Jr., D.D.S.	118,971.58
Webb's Pharmacy	118,767.98
Essco Discount Drug Center, Inc.	110,602.61
David Gilder, M.D.	52,936.91
Nagle Webb Drugs, Inc.	50,463.73
Phy & Surgeons Pharmacy	47,529.93
Daniel D. Gambrell	45,080.18
Harry L. Dowdy, M.D., P.A.	21,852.43