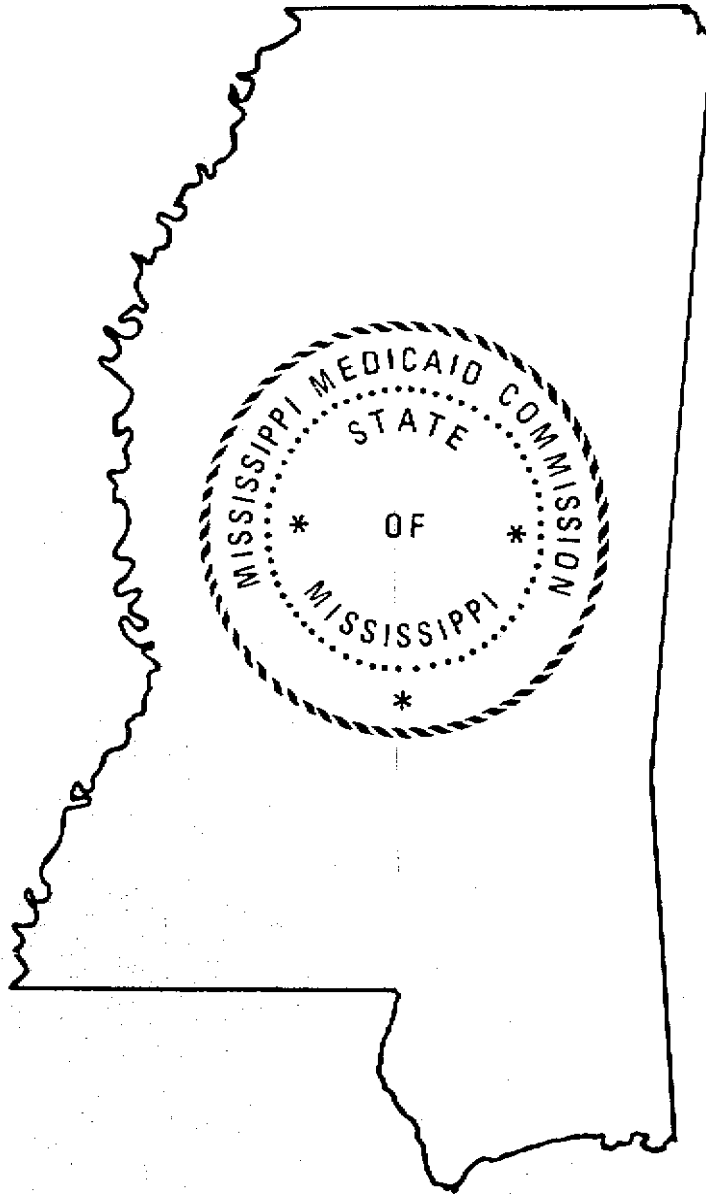


MISSISSIPPI MEDICAID COMMISSION



**ELEVENTH ANNUAL REPORT
JULY 1, 1979 - JUNE 30, 1980**

TABLE OF CONTENTS

Medicaid Coverage in Mississippi

Introduction	7
Medicaid Eligible Persons	8
Eligibles by County of Residence	10
Medicaid Recipients	12
Utilization Rate	13

Program Administration

Federal/State Financial Responsibility	14
Program Integrity	16
Claims Payment.....	16

Expenditures

Expenditures by Type of Service	18
Expenditures by Program Category of Eligibility.....	20
Payments Made to Providers by County	22
Payments for Recipients by County of Residence	23
Payments Made to State Health Agencies and Institutions	24

Services

Physicians	25
Prescribed Drugs	27
Nursing Home Services	28
Inpatient Hospital	29
Outpatient Hospital	30
Dental	30
Family Planning	30
Early and Periodic Screening, Diagnosis and Treatment	30

Appendix	31
----------------	----

INTRODUCTION

Medicaid is a program of medical assistance for the needy administered by the states using State appropriated funds and Federal matching funds within the provisions of Title XIX of the Social Security Act as amended. In Mississippi, the Medicaid program began on January 1, 1970. The program is administered in Mississippi by the Medicaid Commission by authority of Section 43-13-101 et. seq. of the Mississippi Code of 1972. Section 43-13-105 of the Code designated the State Department of Public Welfare as the certifying agency for determining eligibility for Medicaid.

The medical care provided by the state program varies widely from state to state. A few states limit coverage to those services required by the Social Security Act while several states cover all permissible services. During Fiscal Year 1980, Mississippi provided coverage for seven optional services in addition to the nine mandatory services. Services provided in Mississippi were:

Mandatory Services:

- Inpatient Hospital Service
- Outpatient Hospital Service
- Other Laboratory and X-Ray Services
- Skilled Nursing Home Services
- Physicians Services
- Early and Periodic Screening, Diagnosis and Treatment Services (for age 20 and under)
- Home Health Services
- Family Planning Services
- Rural Health Clinic Services

Optional Services:

- Prescribed Drugs
- Dental Services (Emergency extractions for adults)
- Intermediate Care Facility Services
- Eyeglasses (necessitated by eye surgery)
- Hospital Institutional Services for Tuberculosis (For age 65 and over)
- Christian Science Sanatoria Care and Services
- Emergency Ambulance Services

MEDICAID ELIGIBLE PERSONS

In the text of this report, the term eligible refers to a person who has been certified by the Department of Public Welfare as having met the necessary requirements to receive Medicaid benefits under one of the following approved categories:

- Aged (65 and over)
- Blind
- Disabled
- Aid to families with Dependent Children (AFDC)
 - Children within the families (AFDC Children)
 - Caretaker relative for the children (AFDC Adults)
- Child Welfare Service Foster Care Children (CWS Foster Care)

In each instance, the individual must meet the requirements of financial need and relatedness to the category for which he applies. 'Relatedness' also includes the following statutory extensions of coverage:

- Unborn children over four (4) months of age
- Children 18 to 21 years of age who meet all AFDC requirements except age (the caretaker relatives are included in coverage)
- Children who meet eligibility requirements for AFDC except for the "living with" factor and are placed in a private foster home with payment made from AFDC funds.
- Persons who are patients in a medical facility and who, if they left such facility, would qualify for assistance (money) payments under Aged, Blind, Disabled, or AFDC Programs.

Persons meeting all requirements for eligibility except the income limits may become eligible for Medicaid in certain situations through a "spend down" procedure whereby the excess income is either spent or obligated for medical services.

Mississippi statutes assign the responsibility of determining eligibility for the Medicaid Program to the Mississippi State Department of Public Welfare. Prior to January 1, 1974, this was largely a by-product of the Welfare Department's regular work in processing applications for public assistance grants, and there was little additional cost to the state, since Medicaid eligibility was automatic for those persons found eligible for a money payment. This is still true with respect to the AFDC category and CWS Foster Care category. However, on January 1, 1974, a Federal Program of financial assistance to the Aged, Blind, and Disabled transferred Public Assistance from the State Department of Public Welfare to the Federal government. However, Public Law 92-603 which amended Title XVI of the Social Security Act gave states the option of continuing to determine Medicaid eligibility for these categories or to provide Medicaid assistance to those receiving SSI. Mississippi chose to continue eligibility determination by the State Department of Public Welfare. The cost for eligibility determination in these adult categories is now reflected in the Medicaid budget.

With 7,018 applications for medical assistance pending at the beginning of Fiscal Year 1980, an additional 70,206 applications were received at the County Welfare Offices throughout the year. Of these 36,101 were approved and 33,480 were denied or disposed of for other reasons. At the end of the year, 7,643 applications were still pending. Eligibility certification is represented by a Medicaid Identification Card, valid for one month only. The Department of Public Welfare mails a new card monthly to each eligible person except Foster Care Children. Cards for the latter are issued semi-annually. Information contained on the Medicaid card includes the individual's name, unique identification number and current period of eligibility. It must be shown to the provider each time a medical service is requested.

During Fiscal Year 1980 356,303 persons in Mississippi were eligible for Medicaid benefits. The length of eligibility periods for these persons covered all possibilities - from one day to the entire year. Table 1 gives the eligibility count with the corresponding percents for the program categories. In Table 1, the monthly number of eligibles is shown by program category.

TABLE 1
TOTAL NUMBER OF PERSONS ELIGIBLE AND MONTHLY
AVERAGE NUMBER OF PERSONS ELIGIBLE WITH PERCENTAGE
DISTRIBUTION BY PROGRAM CATEGORY FOR FISCAL YEAR 1980

Program Category	Total Number of Eligible Persons	Percent of Total	Monthly Average Number of Eligible Persons	Percent of Total
Total	356,303	100.0	289,601	100.00
Aged	85,454	24.0	74,378	25.7
Blind	1,656	0.5	1,520	0.5
Disabled	34,643	9.7	28,867	10.0
AFDC Children	183,053	51.4	136,794	47.2
AFDC Adults	50,177	14.0	47,192	16.3
CWS Foster Care	1,320	0.4	850	0.3

TABLE 2
NUMBER OF PERSONS ELIGIBLE FOR MEDICAID SERVICES BY MONTH AND
BY PROGRAM CATEGORY FOR FISCAL YEAR 1980

MONTH	TOTAL	AGED	BLIND	DISABLED	AFDC CHILDREN	AFDC ADULTS	FOSTER CARE CHILDREN
July	284,350	71,611	1,521	27,053	137,224	45,954	987
August	285,654	73,509	1,539	27,734	135,691	46,274	907
September	286,547	73,967	1,534	28,027	135,748	46,450	821
October	288,450	74,342	1,534	28,471	136,403	46,849	851
November	289,451	74,567	1,530	28,664	136,733	47,119	838
December	289,800	74,557	1,527	28,908	136,893	47,095	820
January	290,453	74,584	1,519	29,021	137,256	47,230	843
February	291,451	74,868	1,511	29,454	137,351	47,441	826
March	292,064	75,035	1,517	29,525	137,472	47,684	831
April	292,232	75,030	1,500	29,770	137,407	47,778	838
May	292,572	75,301	1,497	29,713	137,232	48,001	828
June	292,095	75,168	1,515	30,063	136,113	48,421	815
Monthly Average	289,601	74,378	1,520	28,867	136,794	47,192	850

ELIGIBLES BY COUNTY OF RESIDENCE

The population estimates for July, 1978 (as computed by the Bureau of the Census, U. S. Department of Commerce) and the number of persons eligible for Medicaid on June 30, 1980, are listed by counties in Table 3. The 1978 census figures are the latest available. Holmes County had the highest percent of Medicaid eligibles with 39.8 percent, and Jackson County had the lowest percent, 4.6 percent.

TABLE 3
BUREAU OF CENSUS POPULATION ESTIMATES
FOR MISSISSIPPI COUNTIES FOR JULY 1, 1978 AND
NUMBER OF PERSONS ELIGIBLE FOR MEDICAID FOR FISCAL YEAR 1980.

County	County Population	Number of Medicaid Eligibles	Percent of Population
Adams	38,100	6,552	17.2
Alcorn	30,700	2,759	9.0
Amite	13,200	1,704	12.9
Attala	19,200	2,873	15.0
Benton	8,100	1,315	16.2
Bolivar	46,800	12,252	26.2
Calhoun	15,200	2,137	14.1
Carroll	9,000	1,748	19.4
Chickasaw	17,600	2,334	13.3
Choctaw	9,300	1,651	17.8
Claiborn	11,200	2,380	21.3
Clarke	16,200	2,317	14.3
Clay	20,700	3,457	16.7
Coahoma	38,600	10,013	25.9
Copiah	26,300	4,510	17.1
Covington	14,900	2,927	19.6
DeSoto	52,000	3,920	7.5
Forrest	63,300	6,991	11.0
Franklin	8,400	1,369	16.3
George	15,000	1,348	9.0
Greene	9,200	1,045	11.4
Grenada	20,700	3,350	16.2
Hancock	19,600	2,274	11.6
Harrison	147,700	13,430	9.1
Hinds	236,300	34,655	14.7
Holmes	22,100	8,804	39.8*
Humphreys	14,200	3,916	27.6
Issaquena	2,500	558	22.3
Itawamba	18,400	1,639	8.9
Jackson	117,800	5,371	4.6
Jasper	16,900	2,743	16.2
Jefferson	9,500	2,851	30.0
Jefferson Davis	13,000	2,893	22.3
Jones	59,900	6,086	10.2
Kemper	10,100	1,499	14.8
Lafayette	28,400	2,733	9.6
Lamar	19,200	2,245	11.7
Lauderdale	69,700	9,567	13.7

*County population rounded to the nearest hundred.

TABLE 3 (Concluded)

County	County Population	Number of Medicaid Eligibles	Percent of Population
Lawrence	11,800	1,687	14.3
Leake	17,400	3,010	17.3
Lee	53,200	4,746	8.9
Leflore	41,300	9,086	22.0
Lincoln	27,000	3,541	13.1
Lowndes	54,700	7,082	12.9
Madison	34,800	8,245	23.7
Marion	24,400	3,615	14.8
Marshall	26,800	5,866	21.9
Monroe	34,900	4,304	12.3
Montgomery	13,000	3,285	25.3
Neshoba	21,600	3,049	14.1
Newton	19,500	2,209	11.3
Noxubee	13,100	3,530	26.9
Oktibbeha	33,800	4,728	14.0
Panola	28,500	5,338	18.7
Pearl River	29,600	3,764	12.7
Perry	10,200	1,712	16.8
Pike	35,300	6,429	18.2
Pontotoc	19,500	2,223	11.4
Prentiss	21,200	2,280	10.8
Quitman	14,000	2,969	21.2
Rankin	62,400	2,967	4.8
Scott	22,400	3,290	14.7
Sharkey	8,600	2,418	28.1
Simpson	20,900	2,561	12.3
Smith	14,700	1,637	11.1
Stone	8,300	966	11.6
Sunflower	35,400	7,797	22.0
Tallahatchie	17,800	4,882	27.4
Tate	21,100	3,678	17.4
Tippah	18,000	2,547	14.2
Tishomingo	16,400	1,256	7.7
Tunica	10,200	3,560	34.9
Union	21,100	2,139	10.1
Walthall	13,400	3,096	23.1
Warren	49,600	6,529	13.2
Washington	70,700	14,979	21.2
Wayne	18,600	3,364	18.1
Webster	10,400	1,569	15.1
Wilkinson	10,400	2,403	23.1
Winston	19,400	3,548	18.3
Yalobusha	12,300	2,014	16.4
Yazoo	27,200	6,200	22.8

¹County population rounded to the nearest hundred.

MEDICAID RECIPIENTS

During Fiscal Year 1980, 309,051 different persons benefited from one or more of the medical services covered by the Medicaid Program. This was an increase of 12,590 persons or 4.3 percent from Fiscal 1979. The monthly average number of recipients shows a 0.8 percent increase over Fiscal 1979. The distribution among the program categories remained relatively the same for the unduplicated totals.

TABLE 4

Table 4 illustrates the recipient distribution by program category while Table 5 shows the monthly recipient count by program category.

Program Category	FY 1980 Number of Recipients	Percent of Total	Monthly Average Number of Recipients	Percent of Total
Total	309,051	100.0	143,208	100.0
Aged	82,395	26.7	54,936	38.4
Blind	1,442	0.5	889	0.6
Disabled	32,648	10.6	21,176	14.8
AFDC Children	148,125	47.9	44,355	31.0
AFDC Adults	43,576	14.0	21,616	15.0
CWS Foster Care	865	0.3	236	0.2

TABLE 5

NUMBER OF PERSONS RECEIVING ONE OR MORE MEDICAL SERVICES BY PROGRAM CATEGORY FOR FISCAL YEAR 1980

Month	Total	Aged	Blind	Disabled	AFDC Children	AFDC Adults	CWS FOSTER Care
July	115,230	51,356	783	17,772	28,742	16,405	172
August	139,806	56,244	875	20,027	41,813	20,613	234
September	136,029	55,476	899	20,126	37,585	21,689	254
October	150,918	56,760	920	21,864	47,258	23,894	222
November	138,723	51,735	838	20,352	44,280	21,282	236
December	135,012	52,823	858	20,551	40,093	20,475	212
January	139,742	51,351	872	20,853	44,788	21,629	249
February	144,847	54,406	898	21,720	45,445	22,147	231
March	157,179	56,888	952	22,458	52,970	23,658	253
April	157,734	57,849	952	22,922	52,575	23,169	267
May	147,800	57,302	905	22,185	45,985	21,185	238
June	155,472	57,038	913	23,276	50,731	23,245	269
Monthly Average	143,208	54,936	889	21,176	44,355	21,616	236

UTILIZATION RATE

In Fiscal Year 1980, the average monthly utilization rate dropped slightly from the 49.8 percent rate of Fiscal Year 1979 to 49.45 percent. This was a decrease of .4 percentage points. The lowest Utilization was in July 1979.

Table 6 gives the monthly utilization rates and the average monthly rates, using the monthly number of eligibles and the monthly number of recipients. Table 7 shows the wide range of utilization among the program categories in Fiscal Year 1980.

TABLE 6
NUMBER OF ELIGIBLE PERSONS, NUMBER OF RECIPIENTS
AND UTILIZATION RATE BY MONTH FOR FISCAL YEAR 1980

Month	Number of Eligible Persons	Number of Recipients	Utilization Rate
July	284,350	115,230	40.52%
August	285,654	139,806	48.94%
September	286,547	136,029	47.47%
October	288,450	150,918	52.32%
November	289,451	138,723	47.93%
December	289,800	135,012	46.59%
January	290,453	139,742	48.11%
February	291,451	144,847	49.70%
March	292,064	157,179	53.82%
April	292,323	157,734	53.96%
May	292,572	147,800	50.52%
June	292,095	155,472	53.23%
Monthly Average	289,601	143,208	49.45%

TABLE 7
MONTHLY NUMBER OF ELIGIBLE PERSONS, MONTHLY NUMBER OF RECIPIENTS
AND UTILIZATION RATE BY PROGRAM CATEGORY FOR FISCAL YEAR 1980

Program Category	Monthly Number of Eligible Persons	Monthly Number of Recipients	Utilization Rate
Total	289,601	143,208	49.5
Aged	74,378	54,936	73.9
Blind	1,520	889	58.5
Disabled	28,867	21,176	73.4
AFDC Children	136,794	44,355	32.4
AFDC Adults	47,192	21,616	45.8
CWS Foster Care	850	236	27.8

**PROGRAM ADMINISTRATION
FEDERAL/STATE FINANCIAL RESPONSIBILITIES**

The Mississippi Medicaid Program is administered by the Medicaid Commission using funds appropriated by the State and Federal matching funds. Federal matching rates vary considerably depending upon their use in providing medical services for eligibles or in meeting administrative costs of the program. The variation in matching rates is illustrated in Chart I.

During Fiscal Year 1980, the total administrative expense was \$10,569,891, with the Federal government paying \$5,647,592 or 53.4 percent. This total included all state agency cost, all cost of processing and paying claims by the Medicaid Fiscal Agent, Blue Cross and Blue Shield of Mississippi, Inc., and all the Department of Public Welfare's cost in eligibility determination for the adult categories.

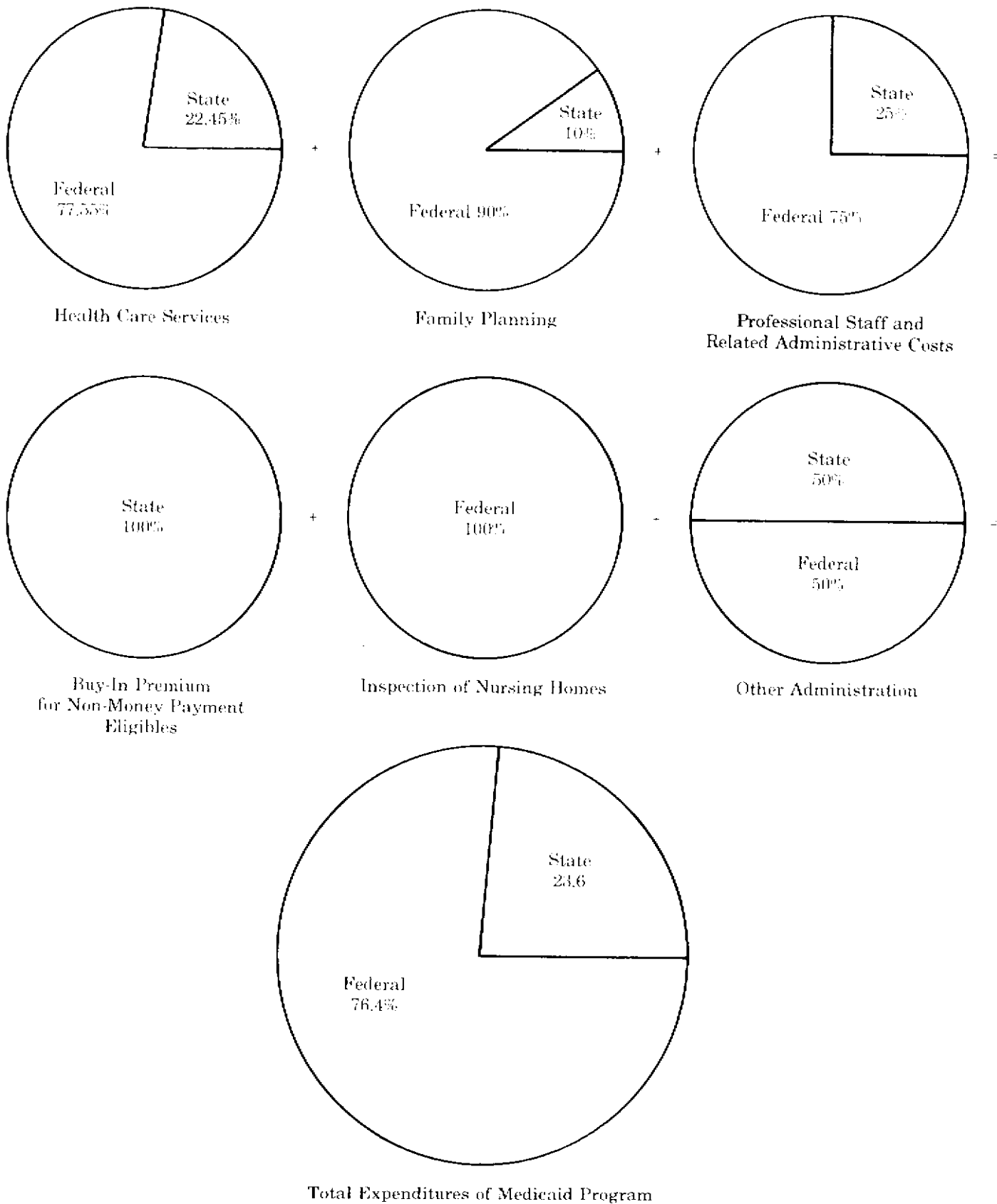
During Fiscal Year 80, the FMAP (Federal Medical Assistance Percentage) for most medical services in Mississippi was 77.55 percent. A state's FMAP is a calculated percentage based on the state's per capita income. This percentage is redetermined every two years.

Exceptions to the 77.55 percent FMAP for medical services were: Family Planning Services at 90 percent Federal Money; Buy-In, Part B, for non-money payment individuals at 100 percent state money and the service-related inspection of nursing homes at 100 percent Federal money.

In accordance with the Social Security Act and Mississippi Medicaid Law, payment for services under Medicaid is always secondary to other third party liability. At the time of a recipient's admission to a hospital and at each of his visits to a doctor's office or other service provider, a determination is made as to whether the recipient has third party coverage. Since Medicaid liability is always secondary, any third party payments up to the amount expended by Medicaid are required to be refunded to the Medicaid program. A total of \$975,639 was collected in third party payments and was used to reduce the cost of medical services from \$214,730,427 to \$213, 754, 788.

The total Medicaid expenditures represent the cost of program administration and the cost for health care services. This \$224,324,679 total is comprised of \$171,324,979 Federal money and \$52,999,700 State money.

CHART 1



SOURCE OF FUNDS BY TYPE OF EXPENSE AND PERCENTAGE DISTRIBUTION OF STATE AND FEDERAL FUNDS

PROGRAM INTEGRITY

The Mississippi Medicaid Commission is responsible for conducting on-site investigations of providers and for monitoring both provider and recipient utilization in the Medicaid Program. The Medicaid Commission is required, under both State and Federal laws, to conduct periodic checks of provider records in order to verify actual receipt of services for which payment has been made and to investigate any cases suggestive of program abuse or misuse. Verification of receipt of services is also accomplished through recipient contact.

The existence of the Program Integrity Division continues to serve as an invaluable deterrent to potential fraud and abuse of benefits in the Medicaid Program. Activities in this area continue to expand and keep pace with the growth of the program.

With the assistance of a computerized surveillance and utilization reporting system, the Commission is able to maintain practice and service profiles on all providers of service and on recipients who participate in or receive services through the Medicaid Program. These profiles provide indicators of possible fraudulent activities or abuse of Program benefits and are an important source of information upon which the Program Integrity Division bases its investigations. Examples of the types of profile information used are: frequency of physicians visits for a given recipient, ratio of laboratory procedures to medical visits for a physician, the average length of stay of recipients for a hospital, and extractions per recipient for a dentist. Exceptional reporting techniques are used to identify the unusual or exceptional profiles.

Reports of any investigations which reveal a significant irregularity are made to the Commission. These investigations may result in monetary recovery, termination as a provider of Medicaid services, or referral to the U.S. and District Attorneys.

CLAIMS PAYMENT

For Fiscal Year 1980, 6,201,224 claims were received by the Medicaid Claims office. This represents a decrease of 431,377 claims or (6.5) percent from Fiscal Year 1979. Table 8 lists the number of claims received by month for each type of service covered under the Medicaid Program for Fiscal Year 1980.

Based on recent Federal and State audits of the Medicaid Program, "clean" claims (those properly filed) are being paid within 10-14 days from date of receipt at the Medicaid Claims office. There are, of course, exceptions to this where eligibility questions exist or where additional information may be needed, but these represent a very small percentage of the total.

The Commission's contract with Blue Cross and Blue Shield provides for reimbursement of administrative expenses based on a fixed cost per claim process.

Blue Cross and Blue Shield is a non-profit medical and hospital service corporation organized under the laws of the State of Mississippi. The company serves, in addition to Medicaid, as the Federal government's intermediary for Part A of Medicare and also serves as one of the contractors for the Federal Employees Insurance Program. In addition, the company insures many other persons through its private business.

TABLE 8

NUMBER OF CLAIMS RECEIVED BY TYPE OF SERVICE
BY MONTH FOR FISCAL YEAR 1980

Type of Service	July	August	September	October	November	December	January	February	March	April	May	June	TOTAL
Total	454,942	541,859	424,580	572,820	435,873	449,210	460,266	591,320	591,486	672,554	488,838	517,476	6,201,224
Physician Services	60,946	56,426	79,394	75,437	63,836	68,988	51,994	109,100	101,269	104,599	67,918	68,577	908,484
Physician Crossover	23,834	65,963	44,155	44,458	38,641	35,494	36,104	47,987	43,479	53,569	40,365	42,310	516,359
Inpatient Hospital	2,465	7,920	5,047	6,147	5,911	6,068	7,099	6,073	6,870	7,602	4,261	5,884	71,347
Outpatient Hospital	8,789	15,843	16,554	13,780	14,317	13,182	6,801	22,613	16,613	13,977	13,990	14,306	170,765
Hospital Crossovers	12,153	12,987	14,105	12,797	13,855	12,806	13,709	13,812	17,318	16,522	15,223	15,764	171,051
Skilled Nursing Homes	7,231	9,202	7,091	7,479	7,215	7,010	7,356	6,705	7,263	7,221	7,388	6,757	87,918
Drugs	307,225	350,417	219,563	374,629	263,875	276,588	308,302	354,412	362,567	433,172	306,379	330,553	3,887,682
Home Health Services	376	80	914	643	338	518	489	140	477	539	415	175	5,104
Home Health Crossovers	20	238	131	120	102	132	135	109	590	284	168	262	2,291
Dental Services	6,480	2,123	6,088	5,578	4,596	3,070	4,691	4,693	4,384	4,266	5,081	4,539	55,539
Eyeglasses	111	134	115	141	96	123	128	96	131	161	102	106	1,444
Emergency Ambulance	514	744	1,051	810	990	1,010	987	965	1,173	1,336	867	725	11,172
ICF - MR	749	832	753	779	794	802	788	808	807	787	1,510	820	10,229
Intermediate Care Faci.	3,288	3,564	3,527	3,977	3,917	4,095	4,235	4,224	4,527	5,264	4,368	4,794	49,780
Family Planning - Medical	3,118	1,448	2,831	2,933	2,398	915	3,506	2,099	2,902	2,807	4,382	2,815	32,154
Family Planning - Drugs	5,538	6,196	6,028	8,498	4,518	6,110	6,083	6,531	6,114	9,026	7,272	7,798	79,712
Periodic Screening	6,683	2,791	11,088	8,631	5,075	8,592	2,863	5,778	9,571	5,776	5,012	6,231	78,091
EPSDT Dental	4,050	4,132	4,759	4,574	4,524	2,727	3,525	4,387	4,265	3,767	3,027	3,833	47,570
EPSDT Eyeglasses	1,359	738	1,309	1,359	832	940	1,390	777	1,190	1,859	1,089	1,201	14,043
EPSDT Hearing Aids	13	6	51	28	4	31	68	10	26	19	21	26	303
SNH Pre-Evaluation	0	75	26	22	39	9	13	1	0	1	0	0	186

EXPENDITURES
EXPENDITURES BY TYPE OF SERVICE

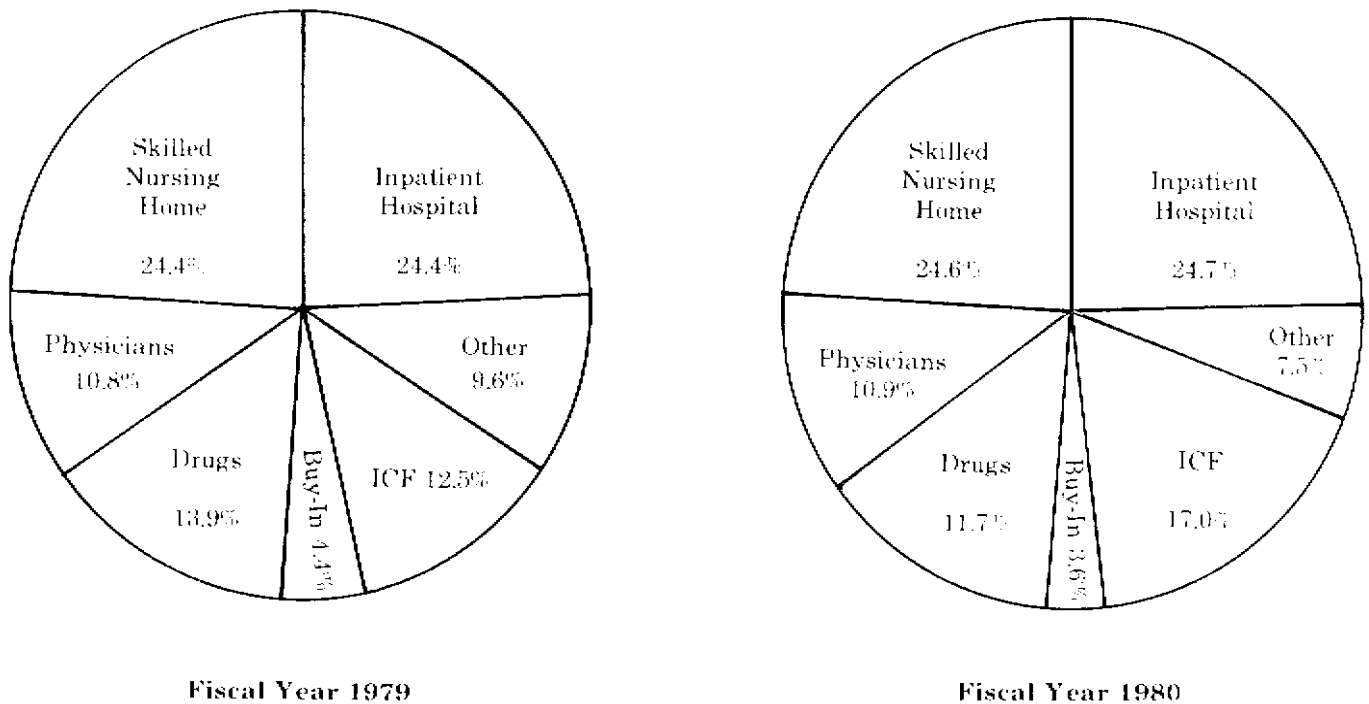
Total medical expenditures for Fiscal Year 1980 amounted to \$213,754,788. This was an increase of \$15,025,351 over Fiscal 79 and represented a lower rate of increase, 7.6 percent, than the 15.6 percent in the previous fiscal year.

The medical services which accounted for the largest expenditures were Inpatient Hospital Services with \$52,761,952 and Skilled Nursing Home with \$52,582,678. Combined, these two services accounted slightly less than one-half of each Medicaid service dollar spent. Drugs remained third in total funds expended with \$25,008,361.

Chart 2 compares the percentage distribution of expenditures for the major medical services during Fiscal 79 and FY 80.

Table 9 shows the actual amount spent in medical service with the percent increase or (decrease), and Table 10 gives the average spent per recipient in each service. In Table 10, the total expenditures for Buy-In, Part B Medicare has been separate into (a) the amount paid for the average number of monthly premiums, i.e., recipients, and (b) the amount paid for the 14,673 persons accreted to the Buy-In billing list during the year. Whereas the monthly premium cost is \$8.70 per month, the average back charges for Fiscal Year 80 accretions amounted to \$67.07. Section 1843 of Title XVIII, the Social Security Act, allows for back premium payments when necessary for the individuals' correct coverage period.

CHART 2



PERCENTAGE DISTRIBUTION OF EXPENDITURES BY TYPE OF SERVICE
FOR FISCAL YEAR 1980 AND FISCAL YEAR 1979

TABLE 9
EXPENDITURES FOR MEDICAL SERVICES BY TYPE OF SERVICE
FOR FISCAL YEAR 1979 AND FISCAL YEAR 1980

Type of Service	Fiscal Year 1980 Expenditures	Fiscal Year 1979 Expenditures	Percent of Increase or (decrease)
Total	\$213,754,788	\$198,729,437	7.6
Inpatient Hospital	52,761,952	48,559,613	8.7
Outpatient Hospital	6,815,373	5,957,316	14.4
Laboratory + X-Ray	367,562	389,636	(5.7)
Skilled Nursing Home	52,582,679	48,576,135	8.2
Physicians	23,265,498	21,387,102	8.8
EPSDT	4,854,748	5,631,439	(13.8)
Home Health	466,092	571,571	(18.5)
Emergency Ambulance	342,660	343,913	(0.4)
Prescribed Drugs	25,008,361	27,710,287	(9.8)
Dental Care	1,634,021	4,420,171	(63.0)
Eyeglasses	67,717	48,149	40.6
Intermediate Care Facility	36,405,665	24,887,496	46.3
Family Planning	1,523,993	1,508,005	1.1
Buy-In, Part B Medicare	7,593,479	8,737,702	(13.1)
Clinic Services	64,988	902	New

TABLE 10
EXPENDITURES FOR MEDICAL SERVICES BY TYPE OF SERVICE
NUMBER OF RECIPIENTS FOR EACH SERVICE AND
AVERAGE SPENT PER RECIPIENT FOR FISCAL YEAR 1980

Type of Service	Total Expenditures	Number of Recipients	Average Spent per Recipient
Total	\$213,754,788	309,051	\$691.65
In Patient Hospital	52,761,952	64,652	816.09
Outpatient Hospital	6,815,373	111,181	61.30
Laboratory + X-Ray	367,562	21,572	17.04
Skilled Nursing Home	52,582,679	9,078	5,792.32
Physicians	23,265,498	244,596	95.12
EPSDT ¹	4,854,748	131,974	36.79
Home Health	466,092	2,511	185.62
Emergency Ambulance ²	342,660	9420	36.38
Prescribed Drugs	25,008,361	249,565	100.21
Dental Care	1,634,021	63,480	25.74
Eyeglasses	67,717	12,898	5.25
Intermediate Care Facility	36,405,665	6,411	5,678.63
Family Planning	1,523,993	29,223	52.15
Buy in Part B Medicare (a) ³	5,277,750	50,553	104.40
Buy in Part B Medicare (b) ⁴	2,315,729	14,673	67.07
Clinic Services	64,988	1,371	47.40

¹Only Persons under 21 years of age are eligible, paid claims not number of recipients.

²Number of Ambulance Services paid claims, not number of recipients.

³Average Number of monthly Buy-In premiums paid.

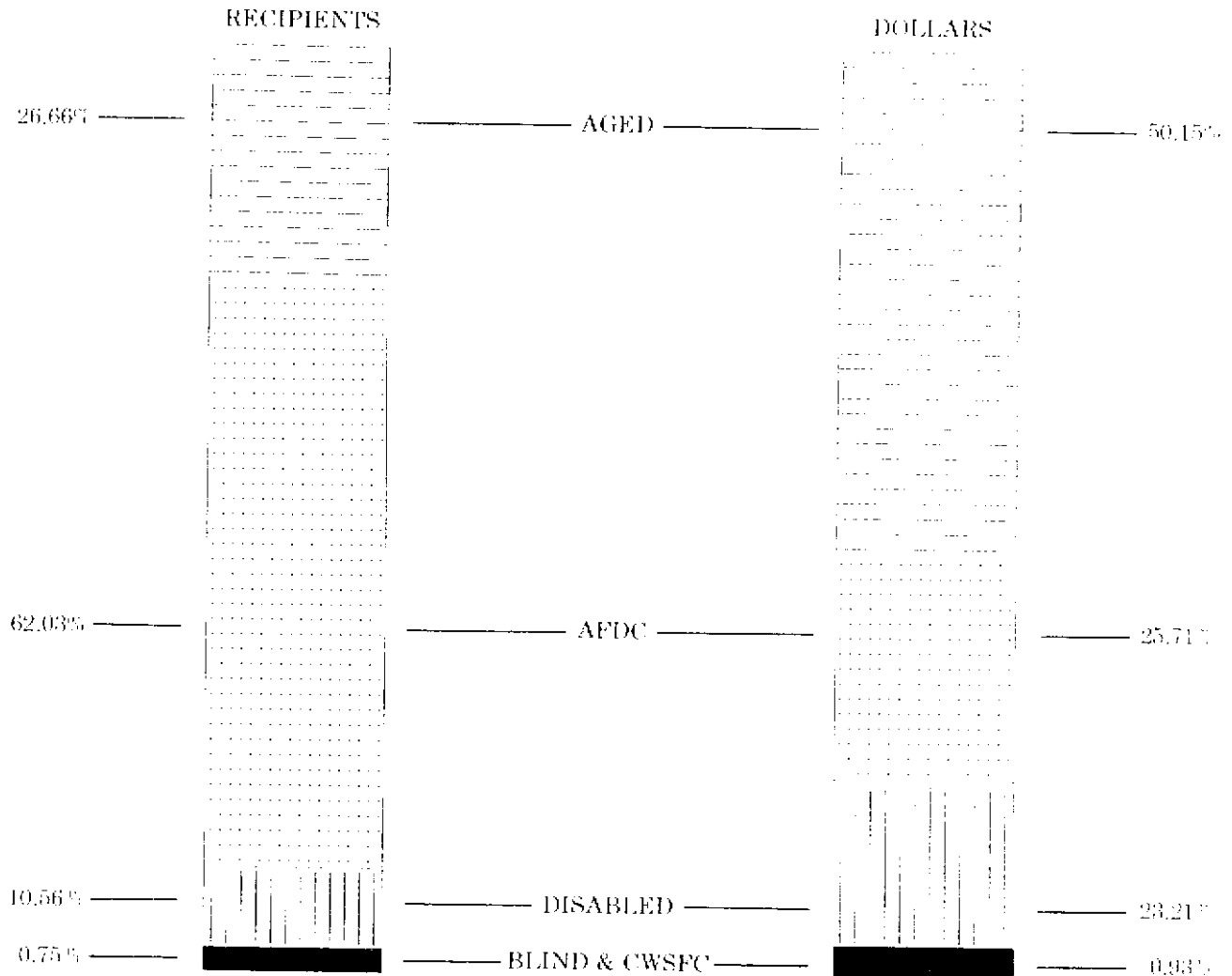
⁴Total number of Fiscal 1980 Accretions with back premium charges.

EXPENDITURES BY PROGRAM CATEGORY OF ELIGIBILITY

About half of the total expenditures for medical services in Fiscal Year 1980 was spent for the Aged Category. While only 26.6 percent were in the Aged Category, the expenditures for these persons amounted to 50.15 percent of the total. Over \$83 million was paid for nursing care and drugs, approximately \$7 million for Buy-In, Part B premiums, and \$6 million for physician's services for the Medicaid elderly persons. All program categories increased in both total expenditures and the average cost per recipient during Fiscal Year 1980.

A comparison of the expenditures of each program category is presented graphically in Chart 3. In Table 11, these amounts are shown with the average cost per recipient. Table 12 lists the medical services expenditures which exceeded one million dollars in the year. EPSDT benefits are only provided for individuals through age 20; and Buy-In, Part B premiums are paid only for those eligible persons age 65 or over or who otherwise qualify for care.

CHART 3



MISSISSIPPI MEDICAID COMMISSION
 RECIPIENTS AND DOLLARS SPENT BY PROGRAM CATEGORY
 FISCAL YEAR 1980

TABLE 11

TOTAL EXPENDITURES FOR MEDICAL SERVICES, TOTAL NUMBER
OF RECIPIENTS, AVERAGE SPENT PER RECIPIENT, AND PERCENTAGE
BY PROGRAM CATEGORY FOR FISCAL YEAR 1980

Program Category	Expenditures	Percent of Total	Total No. Recipient	Percent of Total	Average Per Recipient
Total	\$213,754,788	100.00	309,051	100.00	\$ 691.65
Aged	\$107,198,026	50.15	82,395	26.66	\$1,301.03
Blind	1,560,410	0.73	1,442	0.47	1,082.12
Disabled	49,612,486	23.21	32,648	10.56	1,519.62
AFDC Children	33,751,881	15.79	148,125	47.93	227.86
AFDC Adults	21,204,475	9.92	43,576	14.10	486.61
CWS Foster Care	427,510	0.20	865	0.28	494.23

TABLE 12

EXPENDITURES FOR MAJOR MEDICAL SERVICES
BY PROGRAM CATEGORY FOR FISCAL YEAR 1980

Type of Service	Total	Aged	Blind	Disabled	AFDC Children	AFDC Adults	CWS FOSTER Care
Inpatient Hospital	\$52,761,952	\$10,684,903	\$538,203	\$17,444,093	\$13,803,311	\$10,204,742	\$86,700
Outpatient Hosp.	6,815,373	1,515,057	41,574	1,943,744	2,118,899	1,185,875	10,224
Skilled Nsg. Home	52,582,679	46,162,334	299,721	5,768,320	252,397	99,907	
Physicians	23,265,498	6,316,583	120,980	4,904,367	7,026,180	4,822,938	74,450
EPSDT	4,854,748				4,574,629		280,119
Prescribed Drugs	25,008,361	13,672,070	197,566	5,701,906	2,710,906	2,715,908	10,005
Dental Care	1,634,021	162,258	5,065	116,833	1,148,063	194,122	7,680
Intermediate Care	36,405,665	23,987,693	232,996	11,464,144	669,864	10,922	40,046
Buy-In Part B	7,593,479	7,223,677		369,802			

PAYMENTS MADE TO PROVIDERS BY COUNTY

The total paid to providers of medical services is shown for each county in Table 13. The recipients served by the providers during Fiscal Year 1980 were not necessarily residents of that county, but the providers were.

TABLE 13
TOTAL PAYMENTS TO PROVIDERS BY COUNTY FOR FISCAL YEAR 1980

County	Total Payments	County	Total Payments
Adams	3,897,637.52	Leflore	6,283,526.93
Alcorn	1,724,136.59	Lincoln	2,867,511.42
Amite	92,190.36	Lowndes	2,582,720.21
Attala	1,336,593.72	Madison	3,362,329.44
Benton	—0—	Marion	2,192,383.46
Bolivar	6,192,441.93	Marshall	1,985,069.64
Calhoun	956,337.44	Monroe	3,121,135.76
Carroll	150,887.61	Montgomery	1,773,522.69
Chickasaw	1,712,929.73	Neshoba	1,347,561.11
Choctaw	674,835.08	Newton	1,674,650.33
Claiborne	586,468.23	Noxubee	1,133,881.39
Clarke	1,579,985.57	Oktibbeha	3,791,033.45
Clay	1,449,346.08	Panola	2,641,884.16
Coahoma	4,676,059.10	Pearl River	2,497,555.79
Copiah	1,207,399.41	Perry	423,889.05
Covington	1,330,294.71	Pike	4,031,999.39
DeSoto	1,199,437.83	Pontotoc	1,274,801.42
Forrest	8,219,869.31	Prentiss	1,513,605.31
Franklin	908,086.17	Quitman	524,663.63
George	908,784.15	Rankin	4,010,416.15
Greene	806,426.69	Scott	1,393,496.88
Grenada	2,464,193.32	Sharkey	394,529.41
Hancock	923,663.37	Simpson	2,790,700.23
Harrison	8,346,195.60	Smith	423,810.52
Hinds	30,501,311.72	Stone	1,012,278.24
Holmes	1,900,341.90	Sunflower	2,594,128.32
Humphreys	1,616,242.39	Tallahatchie	1,174,003.88
Issaquena	—0—	Tate	1,824,432.28
Itawamba	1,342,530.08	Tippah	1,870,386.55
Jackson	3,072,466.40	Tishomingo	679,468.52
Jasper	967,638.58	Tunica	440,175.44
Jefferson	689,673.88	Union	1,341,014.39
Jefferson Davis	1,269,144.92	Walthall	1,501,901.10
Jones	6,507,333.51	Warren	3,536,468.09
Kemper	201,225.24	Washington	5,824,373.99
Lafayette	4,035,754.72	Wayne	1,471,418.20
Lamar	427,956.33	Webster	1,310,884.62
Lauderdale	7,005,810.84	Wilkinson	1,010,141.06
Lawrence	1,042,925.38	Winston	1,569,490.54
Leake	1,774,036.59	Yalobusha	725,949.60
Lee	4,331,207.78	Yazoo	2,062,902.21

PAYMENTS FOR RECIPIENTS BY COUNTY OF RESIDENCE

Table 14 gives the amount expended on the recipients behalf.

TABLE 14
AMOUNT OF EXPENDITURES ON THE RECIPIENTS BEHALF FOR FISCAL YEAR 1980

County	Total Expenditures	County	Total Expenditures
Adams	3,582,651.04	Leflore	5,454,087.42
Alcorn	1,980,646.90	Lincoln	2,934,721.95
Amite	653,836.10	Lowndes	3,022,400.38
Attala	1,662,172.85	Madison	4,136,680.79
Benton	392,752.76	Marion	2,857,307.06
Bolivar	5,682,611.82	Marshall	2,394,936.89
Calhoun	1,259,113.36	Monroe	3,143,754.95
Carroll	703,973.94	Montgomery	2,050,264.92
Chickasaw	1,772,825.59	Neshoba	2,264,982.95
Choctaw	894,815.49	Newton	1,762,423.50
Claiborn	814,690.37	Noxubee	1,194,740.38
Clarke	1,816,060.90	Oktibbeha	3,487,532.83
Clay	1,580,291.60	Panola	2,445,108.32
Coahoma	4,735,869.63	Pearl River	2,878,101.96
Copiah	2,021,252.74	Perry	730,199.86
Covington	1,678,021.82	Pike	3,885,846.10
DeSoto	1,828,341.87	Pontotoc	1,670,552.10
Forrest	6,140,534.22	Prentiss	1,875,040.23
Franklin	981,219.52	Quitman	1,024,156.38
George	1,014,739.77	Rankin	4,749,588.93
Greene	947,406.10	Scott	1,985,688.94
Grenada	2,209,226.61	Sharkey	669,082.46
Hancock	1,253,519.50	Simpson	2,626,629.36
Harrison	7,977,779.37	Smith	781,733.45
Hinds	16,508,564.75	Stone	1,031,363.21
Holmes	2,752,285.73	Sunflower	3,454,979.31
Humphreys	1,548,013.75	Tallahatchie	1,866,092.77
Issaquena	127,901.98	Tate	2,327,614.10
Itawamba	1,560,273.23	Tippah	2,014,355.58
Jackson	3,387,575.72	Tishomingo	686,411.68
Jasper	1,401,295.99	Tunica	922,908.22
Jefferson	950,991.33	Union	1,310,667.83
Jefferson Davis	1,733,197.64	Walthall	1,932,882.31
Jones	5,820,686.31	Warren	3,429,890.58
Kemper	508,878.70	Washington	6,133,653.75
Lafayette	2,639,529.00	Wayne	1,709,227.08
Lamar	990,921.28	Webster	1,333,454.69
Lauderdale	6,292,476.98	Wilkinson	1,190,042.95
Lawrence	1,194,935.98	Winston	2,080,357.00
Leake	1,894,053.58	Yalobusha	1,372,816.45
Lee	3,078,934.08	Yazoo	2,917,113.61

TABLE 15

AMOUNT OF MEDICAID PAYMENTS MADE TO STATE HEALTH AGENCIES AND INSTITUTIONS BY SOURCE OF FUNDS FOR FISCAL YEAR 1980

Name of Agency or Institution	Total Amount of Payment	From Federal Funds	From State Funds
Total	\$19,514,651	\$15,133,612	\$4,381,039
East Mississippi State Nursing Home	1,739,429	1,348,927	390,502
Ellisville State School	1,525,871	1,183,313	342,558
Kuhn Memorial Hospital	301,088	233,494	67,594
Matty Hersee Hospital	579,345	449,282	130,063
Natchez Charity Hospital	138,634	107,511	31,123
South Mississippi State Hospital	189,943	147,301	42,642
Mississippi Crippled Children's Center	158,440	122,870	35,570
North Mississippi Retardation Center	1,957,528	1,518,063	439,465
State Board of Health	2,202,234	1,707,832	494,402
University Medical Center	7,732,542	5,996,586	1,735,956
South Mississippi Retardation Center	666,005	516,487	149,518
Mississippi State Hospital N.H. Whitfield	1,000,759	776,089	224,670
Hudspeth Retardation Center Whitfield	1,322,833	1,025,857	296,976

**SERVICES
PHYSICIANS' SERVICES**

During Fiscal Year 1980, a total of 2,548 physicians participated in the Medicaid Program. Medical services rendered or ordered by all participating physicians for Medicaid recipients included:

419,710	Laboratory procedures
147,061	Injections
85,271	Radiology procedures
32,143	Surgical procedures

TABLE 16

TOTAL NUMBER OF RECIPIENTS, NUMBER OF RECIPIENTS ACTUALLY UTILIZING THE SERVICE, BY PROGRAM CATEGORY FOR FISCAL YEAR 1980

Program Category	Total Number of Recipients	Recipients Using Service	Percent of Total
Total	309,051	244,596	79.1
Aged	82,395	70,972	86.1
Blind	1,442	1,237	85.8
Disabled	32,648	27,651	84.7
AFDC Children	148,125	107,096	72.3
AFDC Adults	43,576	37,044	85.0
CWS Foster Care	865	596	68.9

During Fiscal 1980, \$23,265,498 was expended for Physicians' Services in addition to the \$7,593,479 paid for Part B Premiums under Medicare. Distribution by program categories shows the Aged Category with 27.2 percent of the total expenditures. A large part of the \$6,328,215 in this group was for deductible and coinsurance payments under Part B of Medicare. The children in the Aid to Families with Dependent children who received physicians' care accounted for 30.0 percent of the total money paid. This actually represents an increase of 0.4 percent from Fiscal 1979. In Table 17, expenditures are shown for the program categories.

TABLE 17
AMOUNT OF EXPENDITURES WITH PERCENTAGE DISTRIBUTION
FOR PHYSICIANS' SERVICES BY PROGRAM CATEGORY
FOR FISCAL YEAR 1980

Program Category	Expenditures	Percent
Total	\$23,265,498	100.00
Aged	6,328,215	27.2
Blind	162,858	0.7
Disabled	4,909,020	21.1
AFDC Children	6,979,649	30.0
AFDC Adults	4,862,489	20.9
CWS Foster Care	23,267	.1

When the persons over 64 years of age who are caretaker relatives and covered under the Aid to Families with Dependent Children (AFDC) Category are added to those in the Aged Category, the expenditures for this age group represent 27.4 percent of the total. However, the largest amount expended, by age groups was for 21-64.

TABLE 18
AMOUNT OF EXPENDITURES WITH PERCENTAGE DISTRIBUTION
FOR PHYSICIANS' SERVICES BY AGE GROUPS
FOR FISCAL YEAR 1980

Age in Years	Expenditures	Percent
Total	\$23,265,498	100.00
Under 6	2,535,939	10.9
6-20	4,746,162	20.4
21-64	9,608,651	41.3
Over 64	6,374,746	27.4

There were less than one million physicians' visits during Fiscal Year 1980. The average number of visits per recipient ranged from a low of 3.5 to a high of 8.7. In Table 19, the average number and the total number of visits for each program category are given. In Table 20, physician visits are shown by the place of visit.

TABLE 19
NUMBER OF PHYSICIANS' VISITS, AVERAGE NUMBER OF VISITS PER RECIPIENT
BY PROGRAM CATEGORY FOR FISCAL YEAR 1980

Program Category ¹	Number of Physicians' Visits	Number of Recipients	Average Visit Per Recipient
Blind	7,407	1,237	6.0
Disabled	241,503	27,651	8.7
AFDC Children	411,408	107,096	3.8
AFDC Adults	242,614	37,044	6.5
CWS Foster Care	2,076	596	3.5

¹Aged Category omitted since only coinsurance and deductibles are paid or the majority of visits made by persons in the Aged Category.

TABLE 20
NUMBER OF PHYSICIANS VISITS BY PLACE OF VISIT
FROM FISCAL YEAR 1980

Place of Visit	Number of Visits	Percent
Total	922,967	100.00
Physician's office	702,096	76.07
Hospital	179,788	19.48
Hospital Outpatient	30,283	3.28
Skilled Nursing Home	6,738	0.73
Recipients Home	683	0.07
Intermediate Care Home	3,269	0.35
Elsewhere	110	*
*Less than 0.05%		

PRESCRIBED DRUGS

Drug recipients numbered 249,565, representing a utilization rate of 76 percent. The average number of prescriptions per recipient was 14.26.

Table 21 shows the number of prescriptions and the average number of prescriptions per Medicaid drug recipient by program category in Fiscal Year 1980.

TABLE 21
NUMBER OF PRESCRIPTIONS, NUMBER OF RECIPIENTS, AND
AVERAGE NUMBER PRESCRIPTIONS PER RECIPIENT
BY PROGRAM CATEGORY FOR FISCAL YEAR 1980

Program Category	Number of Prescriptions	Percent of Total	Number of Recipients	Percent of Total	Average Rx Per Recipient
Total	3,558,779	100.00	249,565	100.00	14.26
Aged	1,875,175	52.69	75,938	30.43	24.69
Blind	26,924	0.76	1,305	0.52	20.63
Disabled	723,252	20.32	29,833	11.95	24.24
AFDC Children	527,307	14.82	104,066	41.70	5.07
AFDC Adults	403,750	11.35	37,891	15.18	10.66
CWS Foster Care	2,371	0.06	532	0.22	4.46

NURSING HOME SERVICES

Medicaid nursing home patients are classified as needing skilled care, intermediate care or special care for the Mentally Retarded. Nursing homes are certified to render one or more of the above levels of care and are designated as Skilled Nursing Homes, Dual Nursing Homes, Intermediate Nursing Home and Intermediate Nursing Homes for the mentally retarded. A Dual Nursing Home cares for both skilled and intermediate patients and complies with Federal Regulations governing both levels of care.

During Fiscal Year 1980, Skilled and Dual nursing homes rendered 2,378,759 days of care to 9,132 Medicaid patients. The total Medicaid cost of care was \$52,582,679 which averages out to \$22.11 per day for patients in Skilled and/or Dual homes.

Changes in Per Diem Rates

for Nursing Homes

(Maximum Class Rates)

Dates	SNE-HB	SNE-FS	Dual	ICF	ICFMR	Percentile
7-1-79/6-30/80	\$33.78	\$25.51	\$25.00	\$21.45	\$35.35	60th

The difference between the average Medicaid Payment (\$22.11) and the above rates is due to the application of Medicaid Income to the Nursing home bill. Basically, Medicaid Income consists of all of a patient's income above \$44.00 and their income must be applied to the nursing home bill. The Medicaid payment is reduced by the amount of Medicaid Income.

Intermediate nursing homes rendered 1,354,976 days of care to 5,556 Medicaid patients. The total Medicaid Cost of the care was \$27,304,249 which averages out to \$20.15 per day for patients in intermediate care nursing homes.

The reason for the difference between the average Medicaid payment (\$20.15) and the above rates are the same as for the skilled and dual homes.

Intermediate Nursing homes for the mentally retarded rendered 259,266 days of care to 855 Medicaid patients. The total cost to the Medicaid program was \$9,101,416 which averages out to \$35.10 per day for patients in intermediate care nursing homes for the mentally retarded.

Over all the Nursing Home program provided 3,993,001 days of care to 15,543 Medicaid patients at a cost of \$88,988,344 to the Medicaid program. Payments were made to a total of 125 Skilled and Dual Homes, 25 intermediate homes and 8 intermediate homes for the mentally retarded.

TABLE 22

NUMBER OF RECIPIENTS AND NUMBER OF DAYS OF CARE FOR NURSING HOME FACILITIES BY PROGRAM CATEGORY FOR FISCAL YEAR 1980

Program Category	Skilled & Dual	Nursing Homes	Intermediate	Care Facilities	Intermediate	Care Facilities-MR
	Recipients	Days of Care	Recipients	Days of Care	Recipients	Days of Care
Total	9,132	2,378,759	5,556	1,354,976	855	259,266
Aged	8,172	2,123,603	4,891	1,194,388	3	287
Blind	35	10,296	16	4,467	15	3,755
Disabled	892	235,848	608	151,452	778	239,074
AFDC Children	29	8,410	38	4,580	55	15,890
AFDC Adults	3	546	1	47	0	0
CWS Foster Care	1	56	2	42	4	260

INPATIENT HOSPITAL SERVICES

During Fiscal Year 1980, there were 52,846 hospital discharges with 283,474 days of inpatient hospital care covered by Medicaid. The average length of stay was 5.4 days, a decrease of 0.4 from the previous year. For the relatively small number of persons covered in the Aged Category who do not qualify for Part A of Medicare, Medicaid pays for their hospital services. Elderly recipients had the largest average length of stay for each period of hospitalization. Table 23 shows the number of recipients of Inpatient Hospital Service benefits with the number of discharges and days of care during Fiscal Year 1980. Those persons who have hospital coverage under Part A of Medicare are not included in the table. Medicaid paid their hospital deductible and coinsurance charges which amounted to \$4,949,513 during the fiscal year.

A total of 174 hospitals participated in the Medicaid program.

TABLE 23

NUMBER OF RECIPIENTS, NUMBER OF DISCHARGES, TOTAL DAYS OF HOSPITAL CARE AND AVERAGE LENGTH OF STAY FOR MEDICAID RECIPIENTS BY PROGRAM CATEGORY FOR FISCAL YEAR 1980

Program Category	Number of Recipient*	Number of Discharges	Days of Care	Avg. Hosp. Length of Stay
Total	36,690	52,846	283,474	5.4
Aged	3,123	1,432	12,772	8.9
Blind	270	425	2,791	6.6
Disabled	8,399	14,664	110,756	7.6
AFDC Children	16,891	20,966	88,336	4.2
AFDC Adults	10,902	15,228	67,967	4.5
CWS Foster	105	131	852	6.5

*Not included are Medicaid recipients covered under Part A of Medicare.

OUTPATIENT HOSPITAL SERVICES

A total of 238,800 outpatient hospital visits were provided to 111,181 recipients during Fiscal Year 1980. The average of 2.15 visits per out-patient recipient shows an increase from previous years, however, expenditures for Outpatient Hospital Services rose from \$5,957,316 in Fiscal 1979 to \$6,815,952 in Fiscal 1980, representing an 14.4 percent increase.

Outpatient visits were made to 322 different hospitals.

DENTAL SERVICES

Limited dental care was provided to 63,480 persons during Fiscal Year 1980 with expenditures amounting to \$1,634,021. A total of 11,599 procedures (primarily extractions) were provided at an average cost of \$14.64 per procedure. This represents an increase over last years cost per procedure.

A total of 386 dentists participated in the program during the fiscal year.

FAMILY PLANNING SERVICES

Expenditures for Family Planning Services amounted to \$1,523,993 in Fiscal Year 1980 with the Federal government paying 90 percent and Mississippi paying 10 percent of the total. Payments were made to private physicians, pharmacies, and Family Planning Clinics located throughout the state. A total of 29,223 different persons received Family Planning Services during the year.

EARLY AND PERIODIC SCREENING, DIAGNOSIS AND TREATMENT SERVICES

The Early and Periodic Screening, Diagnosis and Treatment Services (EPSDT) furnishes a unique opportunity for providing health care to the Medicaid eligible children of Mississippi. This program requires the screening of children 21 years of age and under for physical, mental and developmental defects and provides for the necessary health care to correct or ameliorate those effects. Treatment for visual, hearing and dental problems is also provided. Thus, EPSDT introduces eligible children into the health care system and makes services available before health problems become chronic and expensive to treat.

Good health is not the only factor for the development of a productive adult who is independent of public assistance. However, poverty and untreated health defects often lead to dependency and the perpetuation of the welfare cycle. A DHEW estimate of an individual cost of \$200,000 for a life-time welfare recipient makes the importance of the EPSDT program significant.

During Fiscal year 1980 a total of 76,424 were screened. Referrals for follow-up are as follows.

- 61,032 Dental
- 10,155 Vision
- 3,158 Lead Poisoning
- 1,818 Incomplete Immunization
- 788 Hearing
- 7,694 Other Problems

Such significant figures pointedly illustrate the merits of Early and Periodic Screening, Diagnosis and Treatment Services for the children of Mississippi.

APPENDIX

Section 43-13-127 of the Mississippi Code of 1972 requires a listing of hospitals and nursing homes to whom payments in excess of \$25,000 were made, and all other providers to whom payments in excess of \$10,000 were made. The following is a list of the providers receiving in excess of the specified amounts for Fiscal Year 1980. The amount paid to providers includes all costs (employee salaries, rent, utilities, bookkeeping, supplies, equipment, etc.) involved in providing services, and does not represent a net amount or take-home pay to a provider.

ADAMS

Oakwood Lodge	808,480.51
Glenburney Nursing Home	711,709.33
Jefferson Davis Memorial Hospital	707,145.25
Trace Haven Nursing Home	382,272.97
Natchez Community Hospital	257,302.98
Natchez Charity Hospital	138,634.13
E. J. Flechas, M.D.	64,498.37
Gilbert Rexall D/STO	64,023.45
J. R. Todd, Jr., M.D.	54,990.22
Wilson Drug Store	45,174.66
Morgantown Pharmacy	40,183.04
Dempsey T. Amacker, M.D.	35,431.68
Jacqueline Davis, M.D.	33,266.39
Natchez Super Drugs #2	32,162.57
Todd Clinical Pharmacy	30,377.72
Pickle Rexall D/STO	29,124.78
Whittington Homer A., M.D.	26,371.02
Medical Arts Pharmacy	24,725.48
Katz & Besthoff #281	21,240.39
J. W. Iles, M.D.	19,256.78
Haneys Drugs	18,738.04
Paul A. Doherty, O.D.	18,531.42
Benny A. Wright, DDS	17,777.20
T. L. Purvis, Jr., M.D.	15,836.60
Howard Medi Save Pharmacy	15,255.27
D. H. Mutziger, M.D.	14,976.85
Charles B. Gross, D.D.S.	14,611.00
G. Swink Hicks, M.D.	13,406.20
Walter T. Colbert, M.D.	11,655.37
Southwest MS HHA, Inc.	11,431.60
W. E. Godfrey, II M.D.	11,374.35
Lee George Campbell, D.D.S.	10,658.80

ALCORN COUNTY

Care Inn Corinth	654,805.83
Magnolia Hospital	353,252.13
Whitfield Nursing Home	299,766.03
Wilson Drug Company	47,803.22
Whitfield Pharmacy & Jewelry	43,836.70
Alcorn Pharmacy, Inc.	37,806.88
Lee C. Spencer D.D.S.	31,866.50
Medical Plaza Pharmacy	26,119.13
James Bennett Apothecary	23,490.57
Smith Drug Company	20,368.55
Magnolia Pharmacy	16,153.22
Connors Drug Store	14,341.86
Shelby C. Reid, M.D.	13,092.14

Super D Drug #17	11,964.60
Rieger Gibson Pharmacy	11,710.12
Super B. Drug #2	11,273.61
Robertson Drug Co.	10,409.93
Robert E. Mathis, D.D.S.	10,035.00

AMITE COUNTY

Centreville Health Care Center	303,066.63
Liberty Drug Store	42,680.08
P and S Pharmacy, Inc.	16,636.41
James S. Poole, M.D.	10,557.23

ATTALA COUNTY

Attala Co. Nursing Center	838,604.34
Montfort Jones Mem. Hosp.	144,191.26
Sullivans Disc Drugs	67,736.33
Pickles Drug Store	56,863.38
Boyd's Drug Store, Inc.	39,900.38
John Moody Burge, Jr., D.D.S.	34,397.00
City Drug Store	20,804.76
Rea's Attala Discount Drugs	19,517.84
James D. Neaves, D.D.S.	18,734.60
Willard A. Barnes, M.D.	14,562.72
A. Coleman Pickle, M.D.	13,692.44
R. N. Gilliland, M.D.	10,412.14
Paul E. Mink, M.D.	10,101.20

EAST BOLIVAR COUNTY

Bolivar County Hospital	1,060,558.25
Cleveland Health Care Center	772,759.44
Shelby Drug Company	563,739.32
Care Inn Cleveland	516,664.34
Oakgrove Retirement Home	337,043.81
Haire Drug Center	296,318.11
Robert C. Tibbs, II, M.D.	218,933.45
Cleveland Conv. & Nsg. Home	217,124.84
James E. Warrington, M.D.	160,100.50
Buckleys Pharmacy	158,243.11
Mound Bayou Community Hosp.	156,828.84
Shelby Community Hosp.	150,122.61
Richard Waller, M.D.	150,008.17
Paul Warrington, M.D.	107,516.83
Medical Arts Pharmacy	97,531.36
Donald J. Blackwood, M.D.	86,233.27
R. T. Hollingsworth, M.D.	127,350.14

Lance D. Whaley, M.D.	74,067.94
Merton C. Toler, M.D.	70,860.45
Gene L. Coopwood, D.D.S.	60,677.00
Carl H. Barbour, D.D.S.	49,720.80
Eugene E. Tibbs, M.D.	45,375.43
James Gray Adams, M.D.	59,392.76
Community Childrens Serv.	40,849.00
John T. Milam, M.D.	39,912.61
Delta Drug Store	39,648.69
Delta Com. Health Center	37,714.45
Delta Comm. Home Health AGC	32,507.52
J. G. Peeler, Jr., M.D.	30,718.65
Arthur W. Lindsey, Jr., M.D.	29,271.38
John K. Abide	27,352.81
Willie B. Lucas, M.D.	26,001.90
Economy Drugs, Inc.	25,408.31
Paul Discount Drugs	23,438.39
G. W. Green, M.D.	36,359.29
Simmons Drug Co., Inc.	18,358.89
Luther W. McCaskille, M.D.	17,118.52
Samuel D. Austin, M.D.	16,317.47
William A. Eley, D.D.S.	15,823.00
John T. Gibson, D.D.S.	15,797.00
Magnolia Ambulance Service	13,199.26
Robert T. Ragan, D.D.S.	11,987.60
Walter C. Gough, Jr., M.D.	11,767.90
L. S. Davidson, Jr., M.D.	11,310.87
Gregory T. Stallworth, M.D.	10,110.28
P. Patel	60,491.11
Lewis Drug Store	52,177.82

CALHOUN COUNTY

Calhoun Co. Nursing Home	349,502.03
Calhoun County Med. Facility	137,757.81
Hillcrest Hospital	136,430.19
Plunks Pharmacy	40,775.55
Peoples Drug Store	33,595.96
Logans Discount Drugs	26,767.28
City Discount Drugs	26,394.36
Guy Farmer, M.D.	21,791.57
G and S. Pharmacy	21,031.10
Crockers Pharmacy	20,720.34
Orby L. Hamblin, M.D.	16,991.72
Lester D. Webb, M.D.	12,988.83
Thomas P. Waits, D.D.S.	11,648.00
Thomas A. Norman, D.D.S.	11,133.00
Chandler Drugs	25,812.32

CARROLL COUNTY

Montgomery Drugs	50,032.38
Vaiden Drugs	31,634.40
David L. Meadows, M.D.	20,625.15
Millard S. Costilow, M.D.	18,002.00

CHICKASAW COUNTY

Houston Medical Center	525,265.72
Shearer-Richardson N-H	302,066.79
Floy Dyer ECF	371,887.28
Okolona Comm. Hospital	97,720.81
Estes Walgreen Drugs	51,522.03
Houston Drug Company	42,525.16
John D. Dyer, M.D.	30,440.04
Joseph H. Shoemaker, M.D.	29,610.96
Okolona Drug Company	27,518.75
Stewart-Harris, Inc.	27,218.63
Houses Pharmacy	25,258.74
Super G. Discount Drugs	24,945.52
Houlka Pharmacy	19,386.33
Charles Secreste, M.D.	18,583.94
Herman K. Smith, D.D.S.	17,166.00
Gore, Edward K.	15,539.13

CHOCTAW COUNTY

Choctaw County Nursing Home	300,931.15
Choctaw County Hospital	127,061.75
Moore Drug Company	60,375.04
Edward Pennington, M.D.	56,928.13
Hodges Pharmacy	25,191.71
William B. O'Kelly, M.D.	20,880.57
James B. Bryant, D.D.S.	15,473.00
George Bounds, M.D.	10,505.41
Crowder Drug Store	48,475.31

CLAIBORNE COUNTY

Claiborne County Hospital	279,403.04
Roy M. Barnes, M.D.	57,836.61
Savrite Drugs, Port Gibson	76,001.00
McDaniel Pharmacy	65,747.83
David M. Segrest, M.D.	35,948.95
Elton L. McAdams	20,682.35

CLARKE COUNTY

Archusa Convalescent Center	902,170.02
H. C. Watkins Mem. Hospital	329,361.38
Hammack Drug Company	75,206.80
Quitman Drugs	59,097.20
Crumbley Drug Store	39,104.23
James C. Graham, M.D.	31,240.96
Walter D. Gunn, M.D.	26,000.80
Everitt Discount Drugs	21,036.64
Medicare Service Supply Inc.	17,092.58
Samuel Marcus Allen, M.D.	15,859.61
Ivan Zamora, M.D.	13,226.95
John W. Watkins, M.D.	10,293.89

CLAY COUNTY

Care Inn West Point	882,081.16
Ivy Memorial Hospital	229,946.45
Rose Drug Co., Inc.	102,878.62
Robert T. Lott, M.D., Ltd.	74,079.38
Charles J. Nail, Jr., D.D.S.	32,973.60
Gibson Pharmacy	21,933.91
Plaza Drug Company	16,768.60
H. D. Posey, D.D.S.	14,502.00
William M. Billington, D.O.	13,673.16
Harvey L. Flowers, M.D.	12,539.36

COAHOMA COUNTY

Northwest Miss. Reg. Med. Center	1,718,113.19
Delta Mannor Nursing Center	1,541,367.05
Greenbough Nursing Home	257,295.55
Julius L. Levy, M.D.	98,191.85
R. Ted. Roberts, D.D.S.	88,122.90
Henderson Rexall, Drugs	81,305.41
Economy Drugs	68,683.22
Henry A. McCory, M.D.	65,111.15
Glen L. Wegener, M.D.	58,124.05
Donald R. Ellis, M.D.	57,820.35
Frank T. Marascalco, M.D.	53,793.30
Williams Rexall Drug	53,519.19
Marley Bouldin, M.D.	51,309.16
Edgar W. Turner, D.D.S.	47,987.00
Purvis W. Hill, Jr., M.D.	39,500.44
Malcolm D. Bailey, Jr., D.D.S.	34,186.20
Van R. Burnham, Jr., M.D.	31,404.84
William B. Bobo, M.D.	28,293.94
Tom S. Cooper, M.D.	25,541.66
Peggy Wells, M.D.	24,710.70
George C. Furr, M.D.	24,368.48
John William Sullivan, D.D.S.	23,675.00
W. B. Johnson, M.D.	22,975.63
Otha Williams, M.D.	21,767.11
Sammy A. Hamway, M.D.	20,182.48
W. F. Clark, M.D.	19,546.90
Melvin Ehrich, M.D.	19,470.00
Super D. Drugs #20	18,925.96
Medi Center Pharmacy	18,781.44
Carole Mangrem, M.D.	17,428.25
Northwest MS Regional Med. Center	16,321.37
Rodney W. Baine, M.D.	16,035.12
Hugh H. Andrews, D.D.S.	15,367.40
William S. Pollard, M.D.	15,006.30
Claude Montgomery, Jr., D.D.S.	12,991.20
Jack Sartin, M.D.	12,710.49
McGee Taylor Burke Clinic	12,221.42
Westgate Drugs, Inc.	12,125.66
Clinic Discount Drugs	11,863.65
Robert G. Traylor, O.D.	11,608.73
Edwin M. Hermness	15,424.06
Clarksdale Surgical Clinic	12,355.94

COPIAH COUNTY

Pine Crest Guest Home	290,102.20
Hardy Wilson Mem. Hospital	265,835.45
Biggs Drug Store, Inc.	73,155.37
Allreds Pharmacy	60,578.16
City Drug Store (Hazlehurst)	54,910.00
Super D #123	50,646.36
Robert M. Akin, M.D.	36,492.36
Gammills Pharmacy	34,425.61
William M. Dabney, M.D.	31,330.54
Miss. Discount Drugs	29,265.44
City Drug Store (Crystal Springs)	28,093.13
Lamar Puryear, Jr., M.D.	26,772.86
Allred Pharmacy, Inc.	25,889.42
Fred McDonnell, M.D.	25,514.44
James R. Stingily, M.D.	23,570.04
J. H. Long, M.D.	20,414.10
Economy Drug Co.	18,926.37
Jerry B. Gullledge, M.D.	17,601.33
Luther D. Turner, M.D.	12,863.16
Buy Lo Drugs, Inc.	12,361.35
Peter B. Perkins, D.D.S.	12,289.00
Thomas F. McDonnell, M.D.	10,626.34
Loren D. Breland, M.D.	10,110.92

COVINGTON COUNTY

Woodland Hills Nursing Home	479,485.74
Covington County Hospital	393,764.80
C & C Drugs, Inc.	68,418.44
Carrs Discount Drugs	62,991.86
Clayton Drug Store, Inc.	50,044.16
Cranfords Drug Store	38,875.63
Powell Drug Store	32,739.90
Weston Folse, M.D.	27,598.93
Charles C. Tyler, M.D.	27,143.10
Joseph E. Johnston, M.D.	26,942.29
Harlan B. Rogers, D.D.S.	23,008.00
Whites Discount Drug	21,553.66
Charles P. Crenshaw, Jr., M.D.	20,232.17
Billy J. Mayfield, D.D.S.	19,997.00
James C. Bishop, D.D.S.	10,215.00

DESOTO COUNTY

Southaven Health Care	1,272,883.31
Desoto Discount Drugs	69,449.63
Hernando Pharmacy	44,128.88
Robert B. Seymour, D.D.S.	43,528.60
Funderburks Drugs	34,025.72
Wadsworth Clinic, P.A.	30,522.00
Henry M. Wadsworth, Jr., M.D.	28,704.65
Hamilton Pharmacy	20,687.83
Hoovers Drug Store	17,651.08
Malcolm D. Braxter, Jr.	17,591.33
Henry M. Wadsworth, Sr., M.D.	15,408.30
David V. O'Brien, O.D.	11,015.20
Southaven Rexall Drugs	10,461.07

FORREST COUNTY

Forrest County General Hospital	1,669,726.63
Hattiesburg Convalescent Center	1,048,667.50
Convalescent Rest, Inc.	1,137,191.37
Happy Acres Convalescent Home	715,324.98
Green Forest Convalescent Home	539,490.93
Methodist Hospital	468,615.34
Convalescent Rest of Petal	430,007.06
Hattiesburg Clinic, P.A. R.D.U.	107,692.52
Convalescent Rest Nursing Home	187,298.16
Fairview Discount Pharmacy	62,014.07
Carl R. Hale, M.D.	61,436.36
S. MS Home Health Agency	60,959.49
Mullican Pharmacy	59,887.98
John H. James, M.D.	55,400.33
Hub City Pharmacy, Inc.	50,887.64
Pathology Laboratory	48,753.74
Gambles Drugs, Inc.	39,343.94
Phillip W. Rogers, M.D.	38,417.01
Hattiesburg Clinic, Lab., P.A.	33,866.62
Petal Drug Co.	33,490.63
James E. Alexander	31,871.18
Marcus L. Hogan, III, M.D.	31,150.97
J. Stephen Cockerham, D.D.S.	30,156.78
Gibson Pharmacy	29,308.38
Hattiesburg Clinic, P.A.	29,088.58
Dan Reikes, M.D.	41,879.72
Owl Drug Store	23,460.16
Kelly R. O'Neal, Jr., M.D.	23,253.32
David M. Owen, M.D.	22,666.34
Darcey G. Kobs, Jr., M.D.	22,025.37
Gibson Pharmacy 3	21,865.63
Home Health Agency Multico.	21,740.85
Billie L. James, M.D.	21,473.55
Jack C. Keen, M.D.	21,021.91
Grover W. Smith, D.D.S.	20,236.00
H. Lamar Gillespie, M.D.	20,074.08
James Martin, M.D.	19,940.73
Ralph T. Wicker, M.D.	19,882.90
Charles E. Greer, D.D.S.	19,805.90
William E. Morrison, M.D.	18,537.95
Frank E. Jones, M.D.	18,026.54
Medi Sav Discount Drugs, Inc.	17,508.59
Green Eye Clinic, P.A.	16,832.04
Hattiesburg Clinic.	15,023.25
Horace H. Baggett, M.D.	14,904.20
T. E. Ross, III, M.D.	14,672.16
Kenneth J. Gaines, M.D.	14,453.33
Ronald R. Lubritz, M.D.	14,292.94
Kate N. Aseme, M.D.	14,150.52
Lynn B. McMahan, M.D.	14,095.58
James E. Spence, M.D.	14,029.74
Katz & Bestoff #248	13,953.74
K. Ramsay O'Neal, M.D.	13,895.82
Southwest Drug Store	13,650.89
Bruce M. McCarthy, M.D.	13,576.94
Minor L. Griffin, Jr., D.D.S.	13,473.00
Charles E. Smith, M.D.	13,210.53

Ralph E. Abraham, M.D.	13,129.04
Orthopedic Clinic, P.A.	13,092.28
John R. Jackson, Jr., M.D.	12,831.80
Toxey M. Morris, M.D.	12,262.83
Nathan Shappley, M.D.	11,862.36
Smith Drug Co.	11,853.65
John L. Pendergrass, M.D.	11,522.05
William R. Raulston	11,246.53
A. Jerald, Jackson	11,024.26
Savco Medical Plaza Pharmacy	10,859.16
Surgical Clinic of Hattiesburg, P.A.	10,838.22
Bennett Van York, D.D.S.	18,468.00

FRANKLIN COUNTY

Meadville Nursing Home	487,361.11
Franklin County Mem. Hospital	182,300.16
Peoples Drug Store	68,478.15
Meadville Rexall Drugs	26,958.17
W. B. Larkin, M.D.	26,890.30
Bude Clini	21,022.47
Super Save Drugs	20,405.06
Edward J. Schmidt, M.D.	19,177.40
Dillon & Smith Pharmacy	17,969.34
Elmo Gabbert, M.D.	12,390.46

GEORGE COUNTY

Glen Oaks Nursing Home	441,219.40
George County Hospital	225,740.13
The Main Drug Co.	53,309.17
Als Pharmacy	48,217.25
Hospital Rexall Pharmacy	22,515.95
Community Med. Center	14,220.59
Edwards Discount Drugs	12,418.22
Dayton E. Whites, M.D.	12,248.05
T. R. Shaw, M.D.	12,112.80

GREENE COUNTY

Melody Manor Convalescent Center	415,668.99
Greene County, ECF	133,383.41
Greene County Hospital	96,135.03
McClain Drug Store	56,623.01
Dietz Drug Store	29,694.87
Hodges Pharmacy	17,645.07
George W. Howell, M.D.	17,204.37
Gilberto Patino, M.D.	15,886.75

GRENADA COUNTY

Care Inn Grenada	971,638.39
Grenada County Hospital	779,496.10
Maracalcos Sav Mor Drugs	67,810.93
D. L. Harrison, M.D.	67,159.15
E. S. Richardson, D.D.S.	62,469.80
McClure Drug Company	56,857.22
Chaney's Rexall	51,425.59
Bonnars Pharmacy	41,650.31
Dyre Kent Drug Co.	40,908.44
Robert B. Townes, Jr., M.D.	31,945.80

Thomas E. Holden, M.D.	28,281.56
Dyres Prescription Shop	26,749.37
Brister Pharmacy	25,582.10
William B. Hunt, M.D.	20,635.05
Guy R. Braswell, M.D.	18,109.19
James W. Fite, M.D.	18,067.60
Gaines L. Cooke, M.D.	17,639.71
M. C. Campbell, M.D.	17,288.85
Winfred E. Brown, M.D.	15,389.84
Gibson Pharmacy	15,202.67
John D. Harper, D.D.S.	13,968.00
Robert L. Coggin, M.D.	12,057.20
Crenshaws Pharmacy	11,998.07
Clinton Whittington, D.D.S.	11,690.00

HANCOCK COUNTY

Gulf View Haven, Inc.	489,107.23
Hancock General Hospital	206,159.98
Quality Drugs #2	34,994.07
Gulf Thrifty Drug, Inc.	27,041.03
Vidanes E. Alcalen, M.D.	23,744.17
Helen G. McGehee, M.D.	20,964.40
Sidney A. Chevis, M.D.	13,472.80
Joseph R. Lee, M.D.	12,121.79
Eckerd Drugs #504	11,602.76
Quality Drugs, Inc.	31,089.37

HARRISON COUNTY

Howard Memorial Hospital	1,013,244.26
Miramar Nursing & Convalescent Home	976,211.97
Gulfport Convalescent Center	688,356.63
South Miss. Retardation Center	666,001.81
Driftwood Nursing Center	578,585.98
Garden Park Comm. Hospital	394,835.74
Memorial Hospital	1,587,216.39
Gulf Coast Comm. Hospital	275,522.91
Dixie White House Nursing Home	343,080.65
French Drug Co., Inc.	88,908.20
T. D. Drugs, Inc.	82,646.78
Oak Place Pharmacy, Inc.	59,869.03
Joseph R. Mitchell, M.D.	58,006.84
Day Drug Company, Inc.	53,902.56
Emi Yamashiro, M.D.	53,718.96
Medical Arts Pharmacy, Inc.	47,048.97
Robert J. Schmidt, M.D.	40,694.30
Fred H. Walker, M.D.	39,429.65
Kimbrough & Quint Drug Co.	34,961.44
Taylor Harris Drug Store	31,260.51
Joseph L. Faison, M.D.	30,391.22
Henry K. Hillman, M.D.	29,666.79
Gerald W. Segraves, D.D.S., P.A.	28,653.60
J. O. Tate, D.D.S.	23,994.60
T. D. Pharmacy, Inc.	23,491.47
Gregory E. Bertucci, M.D.	20,454.47
Economy Drugs	20,133.99
Jason V. Smith, M.D.	19,563.21
Arthur V. Hays, M.D.	18,958.72

Frank L. Schmidt, M.D.	18,427.59
Felix H. Dunn, M.D.	32,134.32
Richard C. Schmidt, M.D.	17,930.90
D. A. Hopkins, M.D.	17,899.98
Daniel O. Conwill, D.D.S.	17,696.00
James D. Price, D.D.S.	17,675.00
Mullers Pharmacy, Inc.	17,058.83
R. A. Mitchell, M.D.	16,840.32
Andrew K. Martinolich, M.D.	15,882.44
Barrett S. Hoshall, Jr., M.D.	15,138.46
A. Rhodes Perry, Jr., M.D.	15,130.40
Oney C. Raines, III, M.D.	14,560.10
Sidney H. Wong, M.D.	14,543.48
John W. Godsey, M.D.	16,254.01
Broad Ave. Pharmacy	21,854.74
William H. Murdock, Jr., D.D.S.	13,383.00
Katz & Besthoff #207	13,038.29
Patrick L. Pierce, M.D.	12,948.94
Crawford H. Cleveland, M.D.	12,176.29
The Prescription Center	11,611.91
J. E. Christian, M.D.	11,343.00
Griffons Pharmacy	10,981.91
Clyde O. Hagood, Jr., M.D.	10,843.50
Covichs Pharmacy	10,702.38
Tom Mason, D.D.S.	10,615.00
Beach Pharmacy, Inc.	10,257.79
AMSER	10,215.15

HINDS COUNTY

University Hospital	7,645,270.61
Miss Baptist Medical Center	1,966,763.50
Hinds General Hospital	1,566,042.91
Miss. State Board of Health	2,202,234.00
St. Dominic Memorial Hospital	966,044.57
Clinton County Manor	1,007,639.21
Care Inn Clinton	924,958.46
Ms Methodist H & Rehab. Center	494,867.08
Albermarle Health Care Center	905,108.93
Manhattan health Care Center, Inc.	844,551.99
Inglewood Manor, Inc.	492,823.94
Miss. Nursing Home, Inc.	542,219.15
Lakeland Nursing Center	438,331.06
Community Nursing Home	283,359.99
Crawford Nursing Home	277,564.27
Carter Guest Home	384,315.86
Whispering Pines Nursing Home	295,028.60
Magnolia Home for Convalescents	221,651.54
Comper Nursing Home	239,930.13
Northgate Pharmacy	184,147.68
William F. Hand, D.D.S.	161,161.50
Kidney Care RDU	155,952.18
Ms. Crippled Children	158,440.19
Main Drug Store, Inc.	133,149.68
Cottage Grove Nursing Home	126,058.51
Southwest Drugs #20	84,153.99
John D. Bower, M.D.	79,031.40
T. P. Discount Pharmacy	76,546.05
Southwest Drug Co., Inc.	140,147.72

Doctors Hospital of Jackson	71,487.01	Univ. OB-Gyn Asso. Morrison	24,091.00
Howard Medi Save Pharmacy	64,452.18	Central Miss. HHA	23,924.53
Super D. Drugs #26	63,734.79	Myron W. Lockey, M.D.	23,916.31
Raymond Drug Store	61,236.70	Mooreco Inst. Pharmacy Sales	23,710.10
Central Childrens Serv.	60,591.00	Revco Drug Store # 1531	23,646.60
Harlan Discount Drugs	60,032.42	Medical Plaza Pharmacy	23,546.51
Richard Miller, M.D.	56,523.00	Albert B. Britton, Jr., M.D.	23,185.41
Robert Smith, M.D.	51,754.10	Thomas Herrin, M.D.	23,102.72
Kidney Care, Inc.	50,366.36	R. Arnold Smith, M.D., P.A.	22,779.96
Wesley Prater, M.D.	50,139.60	William A. Neely, M.D.	22,686.35
University Hospital Pharmacy	49,120.97	E. L. Gieger, M.D.	22,542.01
Jackson Hinds Center	49,090.67	Mooreco Drug	21,939.19
Daniel Gambrell, M.D.	47,753.83	Malcolm P. Taylor, M.D.	21,899.58
Harvey C. Sanders, M.D.	45,981.15	Jackson Hinds Health Center	21,715.33
University OB-Gyn Asso. Meeks	42,814.00	UMC Anes Assoc.	21,519.38
Univ. OB-Gyn Asso. Rivlin	41,905.00	O. B. Hickerson, M.D.	21,484.41
Seshardri Raju, M.D.	41,653.23	Jackson Medical Assn., P.A.	21,335.73
Kidney Care Meridian	41,121.88	Thomas A. Baines, M.D.	20,796.23
Anderson Drug & Gift Center	40,057.59	Gill Drugs, Inc.	19,991.74
Terry Discount Drugs	38,438.68	Univ. OB-Gyn. Assoc. Wiener	19,975.00
Univ. OB-Gyn Asso. Ruvinsky	37,473.00	Luther C. Fisher, III, M.D.	19,666.46
Marjorie Hendrickson, M.D.	37,307.50	Charles R. McCollum, Jr., M.D.	18,833.26
Cortez McFarland, M.D.	36,900.50	Ellis B. Tellis, III, M.D.	18,694.38
C. J. Moran, Jr., M.D.	36,438.87	Jackson Heart Clinic, P.A.	18,592.69
Reva Bender Morgan, D.D.S.	35,104.50	Hinds Urology Clinic, P.A.	17,870.65
Edwards Pharmacy	35,793.65	James A. Joransen, M.D.	17,174.00
Philip G. Rhodes, M.D.	34,546.50	Julian Harold Conn, M.D.	17,169.79
Bobby J. Heath, M.D.	33,602.60	Reuel May, Jr., D.D.S.	16,762.50
Jacks-Hinds Comp. Health Center	33,326.00	James L. Hughes, Jr., M.D.	16,686.64
Carrol F. Landrum, M.D.	33,042.86	Super D. Drugs #33	15,569.09
Univ. OB-Gyn Assoc. Wisner	32,996.00	Glen R. Graves, M.D.	15,553.50
John V. Richey, M.D.	32,600.96	Willie Grady, O'Reilly, D.D.S.	15,329.00
Super D. Drugs, #101	32,598.24	Capitol Drug Company	15,300.38
Roy Wilson, M.D.	31,964.20	Waymond L. Rone, M.D.	15,284.19
James D. Mitchell, M.D.	31,904.09	Ernest D. Reynolds, M.D.	15,153.16
Miss Nursing Home	30,682.00	Van L. Lackey, M.D.	15,140.63
Univ. OB-Gyn Asso. Rahman	30,672.40	Super D Drugs #24	14,618.88
C. E. Jones, Jr., D.D.S.	30,576.00	Parkins West End Pharmacy	14,427.61
Susan B. Uhrmann, M.D.	30,053.00	George W. Wharton, M.D.	14,402.18
Charles Leonard, D.D.S.	29,997.00	Jeff F. Hollingsworth, M.D.	14,361.77
Earnest L. Rankin, M.D.	32,758.52	John P. Buckley, M.D.	14,304.69
St. Dominic Dialysis Center	29,303.31	Anthony Petro, M.D.	14,273.51
University Hospital RDU	28,992.71	William F. Lynch, M.D.	14,241.62
Patricia Norman, M.D.	28,625.86	Ollie Hardaway	14,307.00
Frederick Heckler, M.D.	28,567.21	Hollman's Pharmacy	14,185.70
Delores E. Magee, Jr., M.D.	28,551.70	James Anderson, M.D.	20,295.08
James D. Hardy, M.D.	28,546.94	Henry B. Tyler, M.D.	13,991.50
Sta. Home HHA	28,489.62	Michael E. Jabaley, M.D.	13,954.60
Howard Medi Save Pharmacy	27,994.27	Farlows Pharmacy, Inc.	13,911.98
Univ. OB-Gyn Asso. Bates	27,136.00	Linda Johnson, O.D.	13,876.54
Starkey L. Hudson, M.D.	26,672.26	Talkington, T.W.	16,284.24
M. S. Melvin, O.D.	26,414.81	Aaron Shirley, M.D.	13,704.00
Central Miss. Clinic Lab.	25,151.65	J. C. McGehee, M.D.	13,671.24
David L. Jones, D.D.S.	24,982.60	Ruvinsky, M.J., M.D.	13,563.94
E. H. Finch, D.D.S.	24,778.00	Bratley Medical Lab.	19,144.79
Super D. Drugs #28	24,755.31	Frank McCune, M.D.	13,455.32
Thrifty Drug Store #1	24,562.93	Brent Bradford Drugs	13,164.01
Mr. Discount Drugs of S. Jackson	24,377.24	Miss Artificial Limb Co.	13,133.32
Samuel B. Johnson, M.D.	24,267.42	Metro Discount	13,052.10

Alan Freeland, M.D.	12,762.69
Thomas L. Kilgore, Jr., M.D.	12,749.89
David G. Watson, M.D.	12,746.00
Utica Drug Company	12,618.33
Paul D. Jackson, M.D.	12,520.24
Robert P. Henderson, M.D.	12,504.80
Univ. OB-Gyn Asso. Ingram	12,436.00
Dan Smith	11,346.90
Timothy Summers, M.D.	11,944.24
Robert A. Sanford, M.D.	12,096.27
Capitol Ambulance Service	11,952.05
John E. Forestner, M.D.	11,923.00
Sheldon M. Graves, D.D.S.	11,903.60
Larry R. Lipscomb, M.D.	11,886.05
Richard L. Blount, M.D.	11,840.08
Raymond S. Martin, Jr., M.D.	11,662.89
Treasury Drugs #7831	11,567.87
Helen B. Barnes, M.D.	11,559.50
Elmer J. Harris, M.D.	11,505.47
Ottis G. Ball, M.D.	11,495.75
James M. Packer, M.D.	11,460.20
William M. Aden, M.D.	11,423.13
Joes Super Discount Drugs	11,391.03
John P. Mladineo, M.D.	11,370.30
Jackson Fire Dept. Em. Serv.	11,349.06
O. Lee Doss, D.D.S.	11,634.00
Fred McMillan, M.D.	11,208.33
Richard C. Boronow, M.D.	11,191.03
Frazier E. Ward	11,100.96
Ken Mays Medicine Shoppe	11,068.24
W. T. Rueff, M.D.	11,013.60
Brents Drugs	10,974.42
Martin H. McMullan, M.D.	10,903.81
John K. Minyard, Jr., M.D.	10,861.43
George V. Smith, M.D.	10,711.73
James B. Barlow, M.D.	10,371.25
B. L. Whites, M.D.	10,363.21
Miss Discount Drugs #3	10,318.83
Davidson Pharmacy	10,310.57
Robert P. Russell, M.D.	10,301.86
E. R. Physician	10,218.00
Dongs Pharmacy	10,214.76
Sims Prosthetic-Ortho	10,145.60
Phys Anes Group	10,083.16
Clarence J. Kees, III, M.D.	10,067.30
Patrick H. Lehan	10,037.38
Wootens Super D No. 122	12,465.40

HOLMES COUNTY

Holmes County Comm. Hospital	650,725.57
Peoples Rexall Drugs Store	161,430.41
John G. Downer, M.D.	139,949.06
Henrich Drug Store	135,510.43
Pickens Pharmacy	96,355.84
Joes Drug Center	93,894.04
District 2 Comm. Hospital	80,067.63
Howell & Heggie Drug	78,073.61
S. A. Johnson, M.D.	67,858.64

Haire Drug Center, Tehula	50,990.09
Hugh L. Gowan, M.D.	50,907.82
Coy E. Patton, D.D.S.	49,946.60
Roy L. Smith, M.D.	47,022.41
Charles W. Campbell, M.D.	36,343.40
Paul B. Brumby, M.D.	26,481.65
Ferguson Drugs	23,992.84
Brumby and Campbell	21,801.64
Richard C. Godfrey, D.D.S.	20,105.00
Twin Co. Ambulance Service	16,383.20
Gordon D. Russell, D. D. S.	14,770.20
Arthur A. Derrick, Jr., M.D.	12,317.07

HUMPHREYS COUNTY

Belzoni Hospital	305,915.34
Humphreys County Hospital	292,257.92
Belzoni Pharmacy	171,524.90
Belzoni Nursing Home	141,319.70
A. E. Wood, Jr., M.D.	128,180.22
Stubbs Drug Store	81,555.05
Turners Drug Store, Inc.	74,499.75
Gortons Pharmacy	74,913.05
Walter M. Gorton, M.D.	63,124.86
Longs Drug Store	50,680.59
Tate Haymon, D.D.S.	44,413.00
Toxey E. Hall, M.D.	43,400.57
Stubbs-Isola	34,060.15
Samuel C. Sugg, M.D.	31,565.52
Thomas J. Barkley, M.D.	28,609.28
James L. Houston, O.D.	20,530.45
Mid Delta HHA	14,132.05
Sta Home HHA	14,218.00

ITAWAMBA COUNTY

Daniels Nursing Home	917,163.38
Itawamba County Hospital	140,496.69
The Prescription Center, Fulton	47,660.09
The Apothecary Shop	43,880.00
Fulton Drug Company	41,371.89
S & W. Pharmacy, Inc.	41,226.71
Billy T. Collum, M.D.	20,750.56
Charles D. Johnson, D.D.S.	20,513.00
G. A. Tubb, M.D.	15,104.90
Mantachie Pharmacy	10,858.94

JACKSON COUNTY

Singing River Hospital	1,050,949.07
Plaza Nursing Center	786,008.48
Gulf Coast Nursing Home	384,130.71
Ocean Springs Nursing Center	349,949.90
Paul Kaininski	17,251.50
Medical Arts Pharmacy	35,502.04
Singing River Hospital, RDU	29,267.87
Medi Mart Pharmacy	27,499.34

Reuben P. Morris, M.D.	22,102.94
Robert Holbert, M.D.	19,951.04
Pas Point Discount Drugs	18,710.86
James H. Halbrook, DDS	17,083.00
Paul H. Moore, M.D.	16,075.99
Daniel J. Enger, M.D.	14,532.01
Lovelace Drug Store	14,516.21
Sav Rex Pharmacy	13,714.30
Pattersons Pharmacy	13,138.61
Pascagoula Drug Co.	11,114.14
Escatawpa Pharmacy	10,013.16

JASPER COUNTY

Jasper Health Care Institution	539,864.68
Standard Drug Store	57,369.81
Teds Discount Drugs	53,506.42
Adron K. Lay, M.D.	41,358.68
William R. Eure, M.D.	41,284.31
Barnett Pharmacy	39,696.51
Blackledge Discount Drugs	37,839.36
Heidelberg Pharmacy, Inc.	27,428.27
Oscar J. Briseno, M.D.	24,399.68
Samuel M. Massey, D.D.S	20,957.00
Jerald S. Hughes, M.D.	18,059.67
Hughes Hadley Clinic	16,654.09
The Medicine Shop	14,619.13

JEFFERSON COUNTY

Jefferson County Hospital	268,843.37
Sav-Rite Drugs of Fayette	92,241.51
Shanti, Pandey, M.D.	87,890.31
Bankston Marron, Inc.	62,600.53
James S. Mangum, D.D.S.	37,304.38
Charles R. Humphrey, Jr., M.D.	34,722.83
Medger Evers Comp. IHA	12,189.84
Evers Health Center Pharmacy	10,643.97
Medger Evers Health Center	13,363.24

JEFFERSON DAVIS COUNTY

Jefferson Davis County, ECF	507,977.25
Jefferson Davis County Hospital	289,052.27
Hudson Drugs	154,292.24
Palace Drug Store	55,993.89
Myron L. Arrington, M.D.	45,930.34
Stamps Drug Store	44,151.71
Anse B. Howard, III, M.D.	38,379.97
City Drug Store	31,390.15
Dinesh Goel, M.D.	27,522.71
Frank L. Leggett, M.D.	25,665.30
James R. Dumas, D.D.S.	23,271.00
David B. Cloyd, D.D.S.	42,006.90

JONES COUNTY

Ellisville State School	1,525,870.87
Pecan Grove ICF, M.R.	1,056,580.66
Heartside Haven Nursing Home	856,027.45

Jones County Community Hospital	456,564.65
Nucare Convalescent Center	312,094.83
Jones County Rest Home	291,602.03
Davidson Rest Home	248,569.12
South Miss. State Hospital	189,943.09
Read Drugs	71,345.01
Laurel General Hospital	54,698.12
Carter Drug Co.	42,048.95
Thomas F. Leggett, Jr., D.D.S.	39,404.60
Johnston Drug Store	34,031.53
Therrell Drug St., Inc.	32,000.69
Ellisville Municipal Hospital	30,556.95
Lakeview Nursing Home	28,841.24
Blackledge Discount Drug, Inc.	28,704.92
Wards Pharmacy	26,358.77
Dons Drugs	26,170.30
Dikets Professional Drug	25,742.83
Path Science Lab, Inc.	25,303.68
James U. Morrison, Jr., M.D.	24,318.30
Sumrall Drug Store	23,221.44
Rex W. Collins, M.D.	19,018.96
W. R. Green, M.D.	17,437.90
B. R. Petal, M.D.	17,328.02
Wells Discount Drugs	17,028.82
Thomas Pharmacy	15,889.86
Ernest E. Ellis, M.D.	15,644.47
Hugh W. Stancill, III, M.D.	14,979.06
Warren Ricchetti, M.D.	14,448.24
James Chapman Waites, M.D.	14,340.42
Gerald H. Harper, M.D.	12,982.00
Phil O. Nelson, Jr., M.D.	12,378.79
Williams Drugs	12,125.70
Laurel Bone and Jont Clinic	12,091.36
Shelby W. Mitchell, M.D.	11,885.00
Robert L. Thompson, M.D.	11,456.82
Lawrence Drug Co.	11,159.07
Cecil T. Williams, M.D.	11,010.09
Robert R. Applewhite, M.D.	10,830.21
E. R. Turnbull, M.D.	10,505.35
E. R. Phys	10,279.00
Victor H. Applewhite, M.D.	10,214.76
Alton F. Moss, M.D.	10,000.80
Jame A. Pittman	13,157.27

KEMPER COUNTY

Kemper County Hospital	72,208.28
Vandevender Drug Store	48,504.78
Adams Drug, Inc.	38,312.84
Prentiss F. Keyes, M.D.	15,127.33
J. L. Smith, M.D.	10,448.08

LAFAYETTE COUNTY

Woodlane ICF MR	1,451,115.43
Gracelands, Inc.	1,018,812.24
N. MS Retardation Center	502,979.34
Oxford Lafayette County Hospital	412,982.18
Golden Years Retirement	196,115.91

Oxford Lafayette County ECF	73,611.52
Gathright Reed Drug Co.	47,459.22
Oxford Medical Center Pharmacy.....	25,176.31
James W. Rayner, M.D.	24,312.01
Wayne T. Lamar, M.D.	20,278.08
Chaney's Eastgate Pharmacy.....	16,817.71
Thomas S. Glasgow, M.D.	16,611.47
James Bruce, M.D.	15,382.10
Walters Discount Store	13,793.09
Leslie Drugs, Inc.....	13,184.80
Prescription Center, Inc.	11,691.22
Leroy A. Selvidge	10,882.00
Mid Town Drugs	10,612.24
Blaylocks Drug Store	13,514.87

LAMAR COUNTY

Lumberton Citizens Hospital	99,942.26
Citizen Drug #2	92,129.34
Hudson Rexall Drugs	43,727.34
Johns Discount Drugs, Inc., Lumberton	41,325.38
Sumrall Drug Store	29,573.40
Lumberton Drug Store	23,500.48
Lloyd Z. Broadus, M.D.	21,581.94
William H. Vann, Jr., D.D.S.....	15,685.00
Johns Discount Drugs, Inc., Purvis	19,703.48
Bob Henry Parker, D.D.S.	19,504.00
Warren B. Dale, Sr., M.D.....	18,003.56
Angus M. McBryde, M.D.....	16,652.48
Thomas McFarland	10,830.17

LAUDERDALE COUNTY

E. Miss State Hospital N/H	1,022,223.63
East Mississippi ICF	656,477.23
Matty Hersee Hospital	579,345.26
Meridian Nursing Center	521,938.22
Boradmoor Health Care Center	844,645.41
Meridian Convalescent Home.....	446,389.81
Meridian Regional Hospital	431,258.36
Queen City Nursing Center	331,706.33
Golden Sunset Guest Home	247,693.39
Rush Foundation Hospital	246,855.08
F. G. Riley Mem. Hospital	213,547.84
Jeff Anderson Memorial Hospital.....	164,750.07
Don Waldrons Discount Drugs	153,779.53
Tutor Drug, Inc.	94,902.99
Rayner Drug Store	81,306.71
East MS State Hospital	60,727.89
Walter R. Holladay, M.D.....	54,750.74
Eugene Hunter, D.D.S.	52,262.40
Eckerds Drug Store #134.....	41,539.02
Mr. Discount of Meridian #2	40,319.26
Wendell H. Cook, M.D.	38,788.39
Tutor & Sims Drugs	32,361.46
Tutor Pharmacy	30,487.33
E. R. Physician	28,348.00
Meridian Path. Diag. Lab.	23,838.47
Internal Medicine Assoc.	20,657.09
Meri. Path. Micro. Lab.	17,209.40

Howard Medi Save Pharmacy	18,633.54
Anderson Pharmacy	16,135.74
Charles M. McKay, D.D.S.	14,976.00
Howard Medi Save Pharmacy	14,682.32
Rush FDTN Hospital Pharmacy	14,574.11
J. T. Callahan, M.D.	14,495.93
W. H. C. Dudley, Jr., M.D.	14,187.13
Meridian Orthopedic	14,127.12
James A. Pittman, M.D.	13,157.27
John C. Clay, M.D.	13,070.72
Frederick R. Hunt, M.D.	12,339.30
Gary A. Boone, M.D.	11,764.21
Antonio M. Rubio, M.D.	15,418.34
Octavius D. Polk, M.D.	11,644.24
Med. Art. Surg. Group, Ltd.....	11,443.72
Robert E. Lee, O.D.	10,683.70
Woody D. Davis, M.D.	10,367.95

LAWRENCE COUNTY

Lawrence County Med. Center	449,067.88
Lawrence County Hospital	248,922.95
Hudson Pharmacy #1.....	121,593.92
Brantley B. Pace, M.D.	66,323.10
Hudson Pharmacy #2.....	42,265.95
Jimmys Discount Drugs	26,444.63
John W. Waller, M.D.	19,067.44
Lee's Drug Store	16,902.29
Daniel G. Martindale, D.D.S.....	16,374.00
Richard G. Burris, M.D.	13,893.63

LEAKE COUNTY

Carthage Health Care Center, Inc.....	679,518.82
Leake County E. C. Unit	345,776.33
Thaggards Hospital, Inc.	162,338.59
Hospital Discount Drugs	82,882.78
Walnut Grove Pharmacy	72,756.52
City Drug Store	72,174.25
Carthage Discount Drug	59,998.74
Leake County Mem. Hospital	57,196.14
Leake Drug Company	55,547.15
H. M. Fairchild, M.D.	48,697.66
A. L. Thaggard, Jr., M.D.....	35,450.98
James R. Mayfield, M.D.	21,168.02
Frank W. Bowen, M.D.	18,878.80
The Prescription Shop	18,251.79
Lamar A. Thaggard, M.D.	12,741.88

LEE COUNTY

North Miss Medical Center	1,613,410.61
Tupelo Manor Nursing Home	868,980.11
Cedars Health Center	553,886.75
Roys Prescription Shop	69,127.99
N. MS Med. Center RDC	68,691.24
T & S Pharmacy	49,288.76
McDuffie Drug Co.	40,723.68
Internal Medicine Asso.	40,368.33
Thomas D. Woolbridge, M.D.	39,453.04

Super D. Drugs, Inc. #14	35,871.32
Medical Arts Pharmacy	34,778.61
Thurmond Beasley, D.D.S.	25,922.50
Surgical Clinic, Tupelo	25,338.69
Thomas-Kincaannon-Elkin	24,073.10
East Heights Pharmacy	23,464.11
S. Jay McDuffie, M.D.	23,069.79
Edmondsons Drug Store	21,941.36
Tupelo Ortho Clinic	20,744.73
Urology Associates	20,334.29
Medical Center Drugs	20,265.01
James H. Neely, M.D.	18,921.74
Tupelo Anesthesia Group	18,767.87
Harvey M. Campbell, D.D.S.	17,037.40
Richard Warriner, D.D.S.	15,628.00
North MS Home Health	15,034.39
Community Discount Drugs	14,577.80
Toms Pharmacy, Inc.	14,311.96
N. Miss. Med. Center, HHA	14,170.40
Vernon Chase, M.D.	13,980.79
J. Leighton, Pettis, Jr., M.D.	13,704.70
L. C. Costley, Jr., M.D.	13,365.58
H. K. Hudson, M.D.	13,197.68
Norris Crump, M.D.	13,157.68
William A. Gray, M.D.	13,123.56
B. L. Walker, M.D.	12,999.04
Thor & Vasc Surg. Asso., P.A.	12,982.52
William L. Kahlstore, M.D.	12,575.10
Glenn H. Bennett, M.D.	11,237.46
John M. Ford, M.D.	10,442.18
Royce H. Franks, M.D.	10,248.84
John M. Blakey, M.D.	10,082.45
Radiology of Tupelo, P.A.	10,057.98
Thomas T. McDonald	13,730.27

LEFLORE COUNTY

Greenwood Leflore Hospital	1,650,002.95
Golden Age Nursing Home	1,142,777.75
Care Inn Greenwood	869,547.54
Pemberton Manor Nursing Home	832,167.38
Chaney's Pharmacy	215,108.08
Crick Med. Clinic Pharmacy	161,963.75
Gene E. Crick, M.D.	96,590.23
Milton T. Person, Jr., M.D.	87,307.06
Delta Childrens Serv.	73,986.00
Chaney's Court Square Pharmacy	63,889.15
S. R. Evans, Jr., M.D.	62,467.12
Robert M. Fedric, D.D.S.	61,828.70
Durhams Drug Store	61,061.26
E. M. S. Clinic RHC	55,615.50
George J. Nassar, M.D.	52,281.27
Edwin M. Meek, Jr., M.D.	52,567.21
Crosstown Pharmacy	49,843.11
Smith Clyde, M.D.	46,296.59
John Hey, M.D.	44,798.53
Barrett Hodges Drugs, Inc.	42,584.59
Shirley Cornwall, D.D.S.	36,373.20
Raymond W. Browning, M.D.	26,792.61

T. C. Boring, EST of D.D.S.	26,740.80
Economy Drugs	26,615.62
Fred M. Sandifer, III, M.D.	26,594.87
Fred M. Sandifer, Jr.	23,675.43
Michael W. Coleman, M.D.	23,284.30
Eckerd Discount Drug	19,627.44
J. F. Lucas, Jr., M.D.	18,490.64
Horace T. Whitaker, M.D.	17,874.16
Carl P. Bernet, M.D.	17,716.50
William B. Jones, M.D.	17,678.40
Eugene F. Webb, M.D.	17,350.57
Charles M. Shields, D.D.S.	14,668.20
James S. Robbins, M.D.	14,468.94
James B. Falker, M.D.	14,062.98
Double M Rent All	13,579.87
Paul Kosko, M.D.	13,547.38
Michael H. Carter, Jr., M.D.	12,786.20
William L. Thompson, D.D.S.	12,492.00
Jesse R. Hightower, M.D.	12,384.85
Tallazoo Ambulance Service	11,819.98
Louis A. Mitchell, M.D.	11,806.26
Eastgate Pharmacy	11,744.26
Bolivar A. Sims, O.D.	11,122.65

LINCOLN COUNTY

Brookhaven Cartwheel Lodge	876,526.88
Haven Hall Nursing Center	398,430.04
Kings Daughters Hospital	364,754.42
Silver Cross Nursing Home	332,766.52
Brook Manor Nursing Center	402,205.99
Bane Drug Center	43,650.23
Cartwheel Lodge Drug Room	42,539.93
Sav on Drugs	38,366.80
Cases Pharmacy	32,098.28
Joseph C. Hillman, M.D.	25,938.74
Super D. Drugs #31	24,071.33
Albert L. Lott, M.D.	20,646.52
Bakers Pharmacy	17,021.23
Walley Field Drug Store	16,752.68
J. J. Breeland, M.D.	15,924.09
Bane Drugs	14,748.87
Medi-Care Pharmacy	14,575.09
Jim C. Barnett, Jr., M.D.	14,399.04
Louie F. Wilkins, Jr., M.D.	14,362.87
W. Russell Young, M.D.	12,234.51
John Porter, M.D.	11,683.31
Dan T. Keel, Jr., M.D.	11,295.51
David Hill Strong, M.D.	11,291.45
Brookhaven Drugs	10,983.12

LOWNDES COUNTY

Aurora Australis Lodge	849,391.06
Golden Triangle Reg. Med.	493,643.80
Magnolia Manor Nursing Home	537,856.45
Columbus Hospital	186,277.48
Fairlane Drug Co.	60,366.29
Emmett J. Stringer, D.D.S.	41,851.00

Jo Newall Robinson, M.D.	36,561.30
Hawkins Rexall Drugs, Inc.	28,025.63
Richard L. George, M.D.	27,156.16
Superx Drugs of Texas, Inc.	23,979.93
Alexanders HHA, Inc.	23,349.66
B. L. Sullivan, M.D.	25,052.72
J. M. Griffith, M.D.	25,628.93
Charles B. Dahike, M.D.	25,007.75
Reeces Drug Store	20,506.75
Columbus Path Lab., Ltd.	19,689.17
Alford Drug Co.	19,024.75
Glenn B. Richardson, M.D.	14,444.89
Southern Drug Store	12,323.11
Medical Arts Pharmacy	11,620.73
J. Henry Holleman, M.D.	11,424.48
Laws Drug Store	10,914.59
Albert H. Laws, M.D.	10,575.88
Gibsons Pharmacy	10,397.26

MADISON COUNTY

Canton Nursing Center	1,552,146.36
Madison County Nursing Home	445,165.96
Madison General Hospital	292,283.45
Willard F. Bond Home	235,459.70
Allens Drug Store	82,110.08
Canton Discount Drugs	65,381.94
Guys Drug Store	64,892.57
Miss. Discount Drugs, Inc.	60,271.36
Terrel O. Bailey, M.D.	56,297.29
A. G. Hadjialexandrou, M.D.	51,924.14
Madison Yazoo Leake FHC	54,325.04
Flora Discount Drugs	41,971.03
Joe W. Terry, M.D.	34,739.23
Noble Drug Company	32,908.60
Hudsons Pharmacy	30,135.49
Mitchell B. Wells, D.D.S.	22,164.50
George D. Allard, M.D.	21,365.36
Mosbys Drug Store	20,814.80
Jacobs Drugs	20,649.79
E. G. Spivey, Jr., D.D.S.	20,139.00
William Truly, Jr., M.D.	17,274.35
Charles H. Heywood, M.D.	16,881.63
Thomas L. Kiester	12,945.95
George A. Carmichael, M.D.	13,592.30
Harry A. Bartee, M.D.	17,602.44
Joseph Jones, Jr., M.D.	11,244.30

MARION COUNTY

Floodrian Manor Nursing Home	858,894.98
Marion County General Hospital	322,968.78
The Myrtles	305,901.04
Cedars Convalescent Center	182,915.13
Cook & Fortenberry	62,959.16
Sav on Drugs of Columbia	53,637.52
Shepards Pharmacy	44,864.12
Family Clinic	43,936.80
Walker Brothers Druggist	43,446.75

Discount Drugs	36,940.38
Taylor's Pharmacy	32,349.96
James B. Comerly, D.D.S.	32,133.50
The Harris Drug Co.	31,425.81
Columbia Discount Drugs, Inc.	21,038.60
Marion Co. Hospital HHA	11,581.31
Thomas B. Whithead, M.D.	10,317.65
Frank Fortenberry, M.D.	10,043.57

MARSHALL COUNTY

Care Inn Holly Springs	857,933.95
Marshall County Hospital	459,797.31
Tyson Drug Co.	161,131.06
Seale Drug Company, Inc.	99,682.65
Robinsons Drug Store	48,684.55
Henley John Jones, D.D.S.	46,762.20
Medical Center Pharmacy	43,590.65
Marion V. Green, M.D.	26,102.61
Joseph A. Hale, D.D.S.	25,906.00
Sam P. McClatchy, M.D.	24,313.70
W. H. Booth, M.D.	20,307.45
Herbert S. Phillips, M.D.	18,565.55
Olufemi O. Okunoren, M.D.	15,692.01
Presley A. Autry, D.D.S.	15,679.40
Brooks V. Monaghan, M.D.	14,356.73
David S. Anderson, M.D.	14,243.97
Freeman's Pharmacy	13,089.10
Edward B. Bond, D.D.S.	12,319.20
Robert P. Tate, M.D.	13,579.28
Byhalia Drug Company	10,906.35
Charlie Ferguson	11,860.56

MONROE COUNTY

Hillcrest Manor	898,543.11
Aberdeen Monroe County Hospital	531,368.48
Amory Manor Nursing Home	511,073.11
Gilmore Mem. Hospital	355,147.94
The Prescription Center	142,658.20
R. R. Lacey, O.D.	10,084.17
Antonio Jamchuk, M.D.	74,937.39
Nancy A. Jamchuk, M.D.	67,665.36
Hudson Drugs, Inc.	45,522.73
Robert E. Coghlan, M.D.	39,803.42
William T. Oakes, M.D.	38,899.54
Peoples Drug Co.	33,405.10
Senters Drug Store	29,460.01
Hospital Pharmacy	29,159.50
McDuffie Pharmacy	23,637.71
John N. Turnage, M.D.	22,018.63
Lenoard Goodgame, D.D.S.	21,675.00
Hall Pharmacy	20,017.52
Greenhaw Pharmacy	18,101.03
East Drugs	17,205.29
Harco Super Drug	17,141.71
James K. McCown, D.D.S.	16,174.20
Harco Drug Inc., #225	15,837.96
Cutcliff Drug Co.	11,455.91
G & Y Drug Store	10,616.77

MONTGOMERY COUNTY

Winona Manor	631,239.75
Tyler Holmes Hospital	477,107.35
Kilmichael Hospital	115,332.19
Kilmichael Drug Store	89,104.67
Moormans Drug Store	79,691.85
William A. Middleton, M.D.	78,332.44
L. C. Henson, M.D.	76,186.49
McDouglas Drug Store	58,933.86
Bozones Pharmacy	37,333.77
Plaza Drug Store	34,429.07
David L. Meadows, M.D.	24,517.12
R. E. Kemp, D.D.S.	21,979.60
Millard S. Costilow, M.D.	20,340.91
Dennis A. Hoover, D.D.S.	12,864.00
Bruce Raffel, M.D.	12,768.85

NESHOPA COUNTY

Neshoba County Nursing Home	570,278.85
Neshoba County General Hospital	296,331.11
Browns Discount Drugs	55,466.44
Hamill Drug Store	55,221.73
Augustus P. Soriano, M.D.	44,603.96
Thompson Drug Store	43,716.04
Billy Gene Molpus, D.D.S.	41,993.00
Stribling Drug Store	28,936.68
Robert L. Moore, Jr., M.D.	28,856.09
Choctaw Health Center	17,826.00
C. N. Cannon, M.D.	27,542.38
Keas Hospital Pharmacy	27,052.32
Rudolph A. Posey, D.D.S.	18,426.00
Adkins Pharmacy	16,752.24
Sidney W. Bondurant, M.D.	16,285.10
James H. Sr., Leigh, M.D.	15,248.16
Yates Drugs	12,280.83

NEWTON COUNTY

Hilltop Manor Ltd.	477,251.09
Convalescent Rest of Newton	464,242.89
Laird Hospital, Inc.	248,303.50
Newton Hospital	127,597.75
McBreath Drug Store	59,341.17
Wheeler Drug Store	43,774.71
Williams Drugs	42,319.47
Billy R. Shows, M.D.	41,768.70
Moores Pharmacy	39,326.88
Austin P. Boggan, M.D.	26,690.44
John G. Alexander, M.D.	20,624.74
Alexanders Pharmacy, Inc.	17,951.91
Conva-Rest of Newton	17,867.64
Wayne O. Byrd, M.D.	11,035.30

NOXUBEE COUNTY

Noxubee General Hospital	516,151.60
Patrick H. Gill, M.D.	115,670.80
City Drug Store	103,098.72

B & O Pharmacy	81,511.19
Brooksville Pharmacy	73,228.61
Glen Pugh, M.D.	72,792.17
Larry Morris, M.D.	66,037.72
James C. Ratcliff, M.D.	53,079.15
Williams Drug Store	39,723.30

OKTIBBEHA COUNTY

Rolling Hills Nursing Center	1,560,475.05
Starkville Manor	775,357.87
Oktibbeha County Hospital	481,165.75
G. Leroy Howell, M.D., LTD	193,407.04
Tom Bailey Memorial Hospital	78,309.78
Wier Drug Co.	63,865.44
Booth Pharmacy	51,516.28
Fieldco Discount Drugs	47,590.72
Wise Drug Store	44,229.20
Douglass L. Conner, M.D.	40,334.90
Southdale Drugs	37,211.80
Kermit D. Laird, M.D.	33,446.94
Harrison C. Walker, D.D.S.	26,135.00
Allen Drugs	23,443.30
Sue Haley Simmons, M.D.	22,892.20
Rodney W. Waldrop, D.D.S.	21,979.00
Medical Center Pharmacy	21,243.86
John F. Eckford, M.D.	19,062.11
Stennis D. Wax, M.D.	19,050.13
Dempsey C. Strange, M.D.	17,910.44
State Discount Drugs, Inc.	16,215.79
Leonard H. Brandon, Jr., M.D.	15,551.15
Thomas W. Rankin, D.D.S.	15,205.00
George G. Walker, M.D.	13,169.05
B. T. Nash, M.D.	12,392.83
Anne A. Roberts, M.D.	11,394.50
Thomas S. Parvin, M.D.	11,040.93
Thomas H. Price, M.D.	10,511.60
John G. Gassaway, M.D.	10,364.74

PANOLA COUNTY

North Panola Hospital	641,894.77
Batesville Manor Nursing Home	565,514.49
South Panola Comm. Hospital	343,842.26
N. Panola Reg. Hospital S.N.F.	272,498.79
Michael E. Shaheen, M.D.	109,668.60
City Drug Store	52,810.11
Parkview Pharmacy	44,479.44
Haltom Drug Co.	43,740.76
Medical Art Nursing Home Pharmacy	41,360.55
Metmetal Pharmacy	41,044.93
Elliott W. Tucker, Jr., M.D.	34,365.39
Sullivans Drug Store	30,715.71
William A. Spencer, M.D., P.A.	29,787.04
Larry W. Herring, D.D.S.	27,955.40
Crenshaw Pharmacy	24,485.34
R. C. Purohit, M.D.	22,991.84
Bailey Walgreen Agency	22,604.54
Kanwall, Maniktabla, M.D.	22,454.44
Saverex Drugs	21,584.35

E. A. Steward, M.D.	21,516.98
Ben J. Moore, M.D.	21,252.50
City Drug Store, Inc.	21,022.00
Mettesave Discount Drugs	19,293.79
Medical Art Pharmacy	18,495.58
George C. Carlson, M.D.	17,815.85
David A. Ball, M.D.	16,866.67
David E. Pruitt, D.D.S.	16,365.00
Baldev K. Devgan, M.D.	13,916.62
W. A. Spencer, M.D.	12,114.79
Lowell G. Evans, D.D.S.	13,380.30

PEARL RIVER COUNTY

L. O. Crosby Mem. Hospital	655,391.11
Picayune Covalescent Home	758,041.43
Pearl River County Nursing Home	271,100.69
Pearl River County Hospital	124,202.21
Pearl River Drug Co.	69,891.15
Thomas McRaney, M.D.	67,014.41
Medical Center Pharmacy	65,912.22
Leo E. Gibson, M.D.	43,349.14
Picayune Drug Company	40,108.67
Willie F. Stringer, M.D.	32,018.55
Boones Pharmacy	29,035.83
Walker Pharmacy	28,147.42
Donald R. Berry, M.D.	20,273.35
Gibson Pharmacy, Inc.	19,865.70
Westside Pharmacy	19,837.01
C. J. Blackburn, M.D.	19,423.45
Hal Schrock, D.D.S.	17,160.00
William H. Vann, Jr., D.D.S.	15,685.00
Eckerd Drugs #532	14,333.04
Franklin R. Hayden, M.D., L.T.D.	14,061.56
Katz & Bestohff #282	12,771.04
Thomas Purser, III, M.D.	12,608.62
Dewitt L. Bolton, M.D.	12,536.53
L. O. Crosby Mem. Hospital, H.H.A.	11,923.52
Russel G. Chauvin, M.D.	11,532.78
Sewell K. Kepner, Jr., M.D.	10,661.16
James L. Schrock, D.D.S.	10,230.00
Don C. Rudeen, M.D.	10,194.46

PERRY COUNTY

Perry County General Hospital	173,974.35
William E. Moak, M.D.	47,363.34
Whites Discount Drugs	45,612.20
Carleys Drug Store	43,788.63
Edwin H. Cole, M.D.	38,640.78
Stricklands Pharmacy	31,587.63
Harmon A. Foster, M.D.	19,868.96
Beaumont Drugs	19,406.77

PIKE COUNTY

SWM Regional Medical Center	1,075,238.37
McComb Extended Care Nursing Home	817,989.38
Southwest Extended Care Center	850,979.15
South Pike Community Hospital	96,855.97
Gillis Drugs	77,954.64

Herrington Rexall Drugs	65,642.18
Corner Drug Store	52,984.54
Wendall B. Holmes, M.D.	49,739.50
Sav-On-Drugs #1	47,647.57
Finch & Lewman, Inc.	41,435.35
Sav-On-Drugs, Inc. #2	40,150.16
Edsel F. Steward, M.D.	38,258.60
Kings Discount Drugs	38,021.63
Thomas Jeffcoat	11,458.00
H. John Sanders, M.D.	30,965.80
Victor L. Walsh, D.D.S.	27,205.80
Terry E. Westbrook, M.D.	25,889.60
State Pharmacy	25,295.04
Tom Carey, M.D.	24,865.50
Will Austin, M.D.	23,616.22
John W. Boyd, M.D.	22,791.88
Patrick E. Trapy, M.D.	21,571.30
B. L. Crawford, III, M.D.	19,630.35
C. Foster Lowe, M.D.	19,118.02
Edwin Bert Bradford, M.D.	18,914.40
Ledon Langston, M.D.	18,869.35
Julian T. James, Jr., M.D.	18,741.41
Harry C. Frye, M.D.	18,560.63
Ralph L. Brock, M.D.	17,985.38
Shelby Smith, M.D.	17,600.50
Thomas L. Moore, Jr., M.D.	17,234.54
E. J. Price, Jr., M.D.	16,790.11
James W. Pressler, M.D.	16,675.92
Magnolia Discount Drugs	16,429.94
Jep S. Brock, D.D.S.	16,376.00
George H. Leggett, D.D.S.	15,977.00
Katz & Besthoff #247	15,302.67
Causey and Sanders Pharmacy	15,160.74
Benton E. Hewitt, M.D.	14,995.43
William H. Meyer, M.D.	14,480.63
Howard Brothers Pharmacy	14,437.20
Gene Parker, D.D.S.	14,105.00
Benjamin Simo, M.D.	13,222.16
Henry L. Lewis, III, M.D.	13,154.16
William T. Mayer, M.D.	12,504.46
Medical Center Pharmacy	11,893.37
William G. Gillies, M.D.	11,614.05

PONTOTOC COUNTY

Gracelands	465,189.58
Pontotoc Community Hospital	169,881.00
Sunshine Rest Home	157,008.05
Pontotoc Community Hospital E.C.F.	97,149.24
Montgomery Drug Company	55,410.31
James W. Speck, M.D.	54,517.32
Ramsey & Young Pharmacy	43,742.15
Henry D. Stone, M.D.	32,009.09
Furr Drug Company	31,222.85
Whitworth-Ashmore Drug	28,182.26
John M. Patterson, M.D.	20,234.21
Speck and Medlin, P.A.	19,163.97
William B. Howard, M.D.	15,744.25
James R. Medlin, M.D.	14,605.02

Day Drug Company	12,954.11
Day Drug Company	12,333.99

PRENTISS COUNTY

Althea Lodge Nursing Home, Inc.	488,502.16
Northeast Miss. Hospital	386,309.78
Oakview Rest Home	232,144.19
Cox Blythe Drug Co.	82,124.00
Houston Drug Store	48,191.04
Toms Drug Store	45,984.46
Tigrett Drug Center	41,993.82
Smith Drug Co.	32,803.07
Booneville Drugs	22,770.82
Baldwyn Discount Drug, Inc.	20,584.09
Joseph Madera, M.D.	19,924.53
Joseph L. Hurst, M.D.	18,910.76
Paul C. Ellzey, M.D.	17,546.65
Dwight A. Johnson, M.D.	15,376.28
Samuel C. Galloway, M.D.	12,146.23
Webster Cleveland, Jr., M.D.	11,840.96

QUITMAN COUNTY

Quitman County Hospital	125,337.38
Stones Drug Store	77,812.19
James O. Goldman, D.D.S.	72,107.20
Dons Pharmacy, Inc.	47,041.79
City Drug Store	46,159.37
Lewis H. Cook, M.D.	36,699.20
Marshall B. Lynch, M.D.	35,297.51
Clarence S. Phelps, M.D.	28,382.01
Sledge Drug Store	22,223.83
Goly R. Henry, Jr., D.D.S.	19,089.00

RANKIN COUNTY

Hudspeth Center I.C.F., M.R.	1,322,832.92
Jacquith Skilled Nursing Home	666,320.50
Crossgate Manor	1,371,899.25
Rosewood Skilled Nursing Home	328,078.71
Briar Hill Rest Home	326,558.29
Rankin General Hospital	251,257.25
Adams Inn-DP of Jacquith S.N.	140,528.47
Richard E. Schuster, M.D.	73,773.98
Brandon Discount Drugs, Inc.	70,638.85
Rhodes & Robby Drugs, Inc.	31,579.65
Womans Hospital	64,095.41
Perrys Drug Store	17,874.12
Paul E. Edwards, M.D.	17,414.36
Rankin Discount Drugs	14,203.05

SCOTT COUNTY

Scott County Nursing Home	774,639.03
West Scott County Hospital	105,341.34
S. E. Lackey Memorial Hospital	83,680.06
Gibson Pharmacy	50,258.30
Howard D. Clark, M.D.	44,016.39
Webbs City Drugs, inc.	37,916.16

Russells Drug Co.	36,146.12
Ott Drug Company	35,601.64
Dedeaux Pharmacy	33,865.95
John Paul Lee, M.D.	29,901.53
Harold L. Russell, Sr., D.D.S.	22,294.00
Jessee W. Austin, M.D.	20,475.79
Red's Woodland Pharmacy	18,952.31
Carleton Drug Store	15,990.35
Eckerd Drugs #599	11,366.89

SHARKEY COUNTY

Sharkey Issaquena Hospital	161,746.02
Robert H. F. Lynch, M.D.	64,497.32
Atchleys Village Pharmacy	59,634.53
Anguilla Drug Co.	32,386.57
Windhams Discount Pharmacy	25,191.46
Henry B. Goodman, M.D.	22,845.82
Economy Drug Co.	17,827.95

SIMPSON COUNTY

Hillcrest Health Center, Inc.	869,211.40
Millcreek Rehabilitation ICF, MR.	502,937.39
Mendenhall Nursing Home	493,547.27
Magee General Hospital	214,686.13
Simpson General Hospital	184,756.22
Choctaw Discount Drugs	66,211.94
McGuffee Drug, Inc.	65,998.85
Gene Polks Pharmacy	62,593.06
Service Drugs	46,748.13
Magee Dicount Drug Store	34,533.41
Patrick Pasco, D.O.	32,725.41
James O. Stephens, M.D.	24,289.34
Mendenhall Drug Co.	24,254.97
W. G. Munn, M.D.	21,645.55
Styrons Discount RX Shoppe	19,791.08
A. M. Chiemprabha, M.D.	13,856.15
Charles Pruitt, III, M.D.	13,761.57
Jack L. Herring, M.D.	12,185.86
Dennis Adams, M.D.	11,958.36

SMITH COUNTY

Smith County General Hospital	124,809.17
Little Pharmacy	36,828.86
The House of Medicine	36,085.30
Farmers Drug Co.	34,439.27
Verlon E. Hughes, D.D.S.	29,666.00
William Douglas Owen, M.D.	25,301.90
Peoples Discount Drugs	24,654.76
Fords Rexall Drugs	23,162.47
John R. Harper, M.D.	21,826.29
Robert E. Jennings, M.D.	20,596.78
Mize Discount Drugs	16,384.48
Vance Baucum, M.D.	14,420.49

STONE COUNTY

Azalea Gardens Nursing Home	746,783.53
Stone County Hospital	124,179.69

White Pharmacy	34,047.03
Wilson's Pharmacy	27,129.19
Wiggins Clinic LTD	13,219.94
Johns Discount Drugs #3, Inc.	11,531.49
Ray L. Cooley, D.D.S.	11,471.00

SUNFLOWER COUNTY

North Sunflower Hospital	474,034.42
Care Inn Indianola	519,424.33
Ruleville Health Care	409,511.68
South Sunflower County Hospital	364,743.13
Travis Q. Richardson, M.D.	192,423.62
Gilbrows Pharmacy	149,386.50
Martins Pharmacy	78,253.95
Jack W. Crowell, M.D.	70,228.78
Parkers Pharmacy	70,205.86
Joseph A. Hull, M.D.	57,399.85
Rawls Drug Store	54,584.35
C. Phillip Land, DMD	45,998.00
W. Tom Martin, D.D.S., P.A.	42,726.80
Albert M. Phillips, M.D.	42,709.44
Whites Drug Store	41,840.50
Edwards Rexall Drugs	39,181.67
Spencer Drugs	30,570.09
Caldwell Drug Co., Inc.	29,405.88
Guy H. Robinson, M.D.	26,723.66
Collins Drug Store	26,111.60
W. L. Prichard, M.D.	25,736.64
Charles M. Dorough, Jr., M.D.	23,797.77
Horne Drug Store	23,196.94
Robert N. Hurt, M.D.	21,467.54
W. H. Rose, M.D.	21,334.01
John G. Egger, M.D.	17,860.83
Donald Drug Company	14,232.56
Lee Pharmacy, Inc.	11,697.76
William Hood, D.D.S.	10,323.50
Magie Mart Pharmacy	10,196.22

TALLAHATCHIE COUNTY

Tallahatchie General Hospital	262,148.91
Tallahatchie General Hospital	187,112.81
Summer Drug Store	131,308.69
Charles Drug Co.	86,975.70
W and D Pharmacy	65,954.32
Woods Drug Store, Inc.	57,423.98
James E. Warrington, M.D.	56,331.00
Richard E. Waller, M.D.	52,263.57
Theodore T. Lewis, M.D.	50,696.56
William R. Bolen, D.D.S.	48,765.70
John M. Cross, M.D.	34,807.21
W and D Pharmacy	31,305.30
Estate of Charles Taintor	24,005.96
Summer Clinic	22,314.73
Alexander W. Hulett, M.D.	21,885.07
Paul R. Googe, M.D.	21,430.60

TATE COUNTY

Senatobia Convalescent Center	847,429.67
-------------------------------------	------------

Senatobia Community Hospital	381,680.22
Hugh M. Monteith, III, D.D.S.	84,966.00
City Drug Co., Inc.	62,313.46
Flowers Drug Store	61,954.74
Varner Drug Co., Inc.	55,357.43
Mays Pharmacy	52,848.31
Ethelyn Smith, M.D.	42,014.68
John D. Rogers, D.D.S.	41,103.80
Coldwater Pharmacy	24,057.73
D. D. Sidhu, M.D.	33,837.05
John C. Powell, M.D.	23,023.96
East Side Walgreen Agency	15,327.87
Community Discount Pharmacy, Inc.	14,521.22
Amorural Aftandilian, M.D.	13,815.32
Emile Aftandilian E., M.D.	12,147.32
Albert D. Powell, M.D.	11,996.23
Audie M. Adams, M.D.	11,813.98

TIPPAH COUNTY

Ripley Manor	893,968.50
Tippah County Hospital	465,899.33
City Drug Co., Inc.	92,886.51
James Discount Drugs	69,800.75
Hollis Discount Pharmacy	65,343.42
Ripley Drug Company	48,059.08
Locks Drug Store	46,850.45
Horton Taylor, Jr., M.D.	35,783.69
Charles M. Elliott, M.D.	24,866.24
Orville P. Stone, M.D.	21,306.60
Tommy T. Simpson, M.D.	19,658.85
Thomas L. Ketchum, M.D.	18,837.91
Marion E. Hill, D.D.S.	14,012.00
E. George Farrell, M.D.	13,664.44

TISHOMINGO COUNTY

Tishomingo County Hospital	300,561.11
Tishomingo County Hospital, E.C.F.	92,119.69
Super D. Drugs #121	45,612.12
Yarber Drug Store	44,979.65
Rushing Drug Store	31,260.30
Kelly S. Segars, M.D.	25,223.06
Curtis Bros. Drug Store	24,029.96
Iuka Discount Drugs	20,562.00
Kenneth Draper, M.D.	18,079.84
Bobby F. King, M.D.	15,127.88
Ben Earl Kitchens, M.D.	12,388.02
Alphonsus Flannery, M.D.	10,324.08

TUNICA COUNTY

Tunica County Hospital	151,456.14
Tunica Pharmacy, Inc.	104,862.37
Tunica Quality Drugs	80,060.43
Salim Wahab, M.D.	36,514.33
Thomas K. Chandler, Jr., M.D.	33,915.54
T. L. Turpin, D.D.S.	17,919.00

UNION COUNTY

Union County General Hospital	492,264.08
Roselawn Nursing Home	433,225.86
Hospital Pharmacy	61,824.97
Catt Drugs	40,702.81
Gray Drug Company	28,845.69
David B. Ellis, M.D.	21,277.04
Medical Center Pharmacy	19,709.19
Family Medical Clinic	18,801.77
Harco Super Drug #224	18,491.19
Eastgate Pharmacy	14,118.25
Richard H. Russell, M.D.	14,104.15
Kenneth R. Cargile, M.D.	13,949.80
Eddie E. Bramlitt, M.D.	12,696.32
Samuel Creekmore, III, M.D.	12,173.57
Gibsons Pharmacy	11,975.28
James L. Thornton, M.D.	11,693.12
Ronald L. Feather, D.M.D.	11,676.00
Stephen M. Shirley, M.D.	10,742.40

WALTHAM COUNTY

Waltham County General Hospital	601,375.43
Tylertown Extended Care Center	420,548.68
Bill Dora Nursing Home, Inc.	376,527.27
Adams Discount Pharmacy	104,187.68
Kantan P. Butani, M.D.	102,540.90
Pigotts Drug Store	63,804.27
Breland Drug Company, Inc.	53,812.79
Holmes Discount Drugs	45,029.57
Posavnik S. Gararaj, M.D.	38,647.17
Walter W. Crawford, M.D.	27,079.37
B. L. Crawford, Jr., M.D.	19,446.13
Albert R. Lee, Jr., M.D.	18,687.76
B. M. Mitchell, D.D.S.	13,600.00
Tylertown Extended Care Center	10,268.92

WARREN COUNTY

Vicksburg Trace Haven	869,002.79
Vicksburg Convalescent Home	679,069.74
Shady Lawn Nursing Home	419,991.60
Kuhn Mem. State Hospital	301,087.70
Vicksburg Hospital, Inc.	268,278.02
Mercy Regional Medical Center	252,887.08
Durst Discount Drugs	57,063.06
Mercy Hospital S.N.F.	50,107.77
Corner Drug Store	46,423.55
Colonial Discount Drugs	43,127.06
Howard Medi Save Pharmacy	30,134.11
Thomas B. Dominick, M.D.	27,896.16
Peoples Drug Store, Inc.	26,847.24
Street Clinic Lab.	19,448.51
Jackson Donald D.D.S.	19,009.00
Haworth Home Health	17,981.36
Paul Pierce, M.D.	16,270.81
Gary Cheslek, D.D.S.	15,661.00
Vicksburg Hospital Pharmacy	15,372.55
Clay Street Drug Store	13,758.68

Waverly C. Artz, D.D.S.	12,407.00
Lacy G. Horn, Jr., M.D.	12,175.75
Henrick K. Kuipper, M.D.	11,945.87
Walgreen Co.	10,586.83

WASHINGTON COUNTY

Delta Medical Center	1,330,639.10
Miss Extended Care of Greenville	858,699.77
Greenville Convalescent Home, Inc.	902,994.20
South Washington County Hospital	439,884.80
Autumn Leaves Nursing Home	309,659.76
Arnold Avenue Nursing Home	262,287.90
Kings Daughters Hospital	133,983.87
Hollandale Clinic	105,343.02
Sanders Pharmacy	75,971.88
City Drug Store	74,517.77
Condon E. Union Pharmacy	73,317.60
Correro Pharmacy	70,568.81
W. S. Whitte Memorial Hospital	68,201.22
P. D. Condon Drug Store	62,528.35
Med-View Pharmacy, Inc.	58,017.48
Turners Pharmacy	51,989.47
Matthew J. Page, M.D.	50,953.76
Peoples Drug Store	48,046.98
William H. Spragins, M.D.	63,558.55
Med. View Pharmacy	36,188.17
J. Edward Hill, M.D.	52,846.40
Sanders Hospital Pharmacy	33,563.25
John M. Estess, M.D.	51,190.41
Azlin Drug Store	29,906.16
Charles H. Burton, Jr., D.D.S.	25,568.00
Robert T. Love, Jr., M.D.	24,339.90
Royal L. Jordan, D.D.S.	23,276.40
Eckerds Drugs	22,585.57
Thomas H. Simmons, M.D.	22,197.19
Kelly D. Alexander, Jr., D.D.S.	20,707.00
Washington County Ambulance Service	20,411.31
William A. Williamson	19,285.51
Clarence B. Clark, Jr., D.D.S.	17,624.60
Clarence B. Clark, D.D.S.	16,016.00
Super D. #126	12,522.58
Sanders Pharmacy, Inc.	12,199.44
Carl G. Nichols, Jr., M.D.	11,825.81
Noble R. Frisby, M.D.	11,585.50
John C. Sandefur, M.D.	11,424.35
Elmo Cox, D.D.S.	10,989.99
T. Y. Williford, M.D.	10,955.40
Delta Discount Drugs	10,924.55
Phillip Doolittle, M.D.	10,719.78

WAYNE COUNTY

Waynesboro General Hospital	596,954.90
Restful Acres Nursing Home	368,828.64
Stanley Pharmacy	84,682.63
Clanton Drug Co.	62,195.64
W. W. Walley, M.D.	59,645.71
C. A. Bush, M.D.	55,361.41

Blakeney's Discount Drugs	44,230.29
Travis Pharmacy	31,571.78
Dixie Drug	25,136.33
Joseph P. Wood, M.D.	24,763.43
Lomax Discount Drugs	24,475.92
Bonner Discount Drugs	19,028.34
W. D. Young, M.D.	14,390.40
W. D. Newsom, O.D.	12,955.75
Joseph Stringer	25,125.00

WEBSTER COUNTY

Eupora Health Care Center	681,246.91
Webster General Hospital	295,353.87
Booth Drugs	85,517.39
Murphy Drug Company	83,456.69
Charles A. Ozborn, M.D.	60,024.66
Embry Drug	34,343.95
Booth James E., M.D.	22,348.72
William B. Gifford, M.D.	19,211.76
Fernando Lora, M.D.	18,602.18

WILKINSON COUNTY

Field Mem. Comm. Hospital	424,865.57
Wilk-Amite Haven	195,068.81
Martens Drug Store	52,063.01
Louis J. Owens, M.D.	51,936.75
David B. McGraw, M.D.	30,964.90
Jack Quinn Causey, M.D.	30,137.06
Normans Discount Drugs	28,886.83
City Drug Store	28,857.19
Field Clinic Pharmacy	28,715.47
Thomas Lobrana, D.D.S.	23,935.20
T. Delton, Moore, D.D.S.	22,598.00
Richard J. Field, Jr., M.D.	19,169.28
City Drug Store	17,509.72
John B. Flood, M.D.	14,638.74
C. E. Catchings, Jr., M.D.	11,719.92

WINSTON COUNTY

Tri County Nursing Home	431,836.74
Winston Co. Nursing Home	314,175.51
Winston County Comm. Hospital	231,314.34
Louisville Discount Drugs	137,646.05
David T. Wilson, M.D.	92,342.71
F. Horton Giffin, D.D.S.	61,874.20
Tabor Drugs	46,345.89
Robert T. Land, D.D.S.	40,664.29
Tillman Pharmacy	26,011.05
Boswell Rexall Drugs	24,450.61
Hickman Drugs	22,882.40
Charley McCool Pres. Gift	21,586.38
David D. Richardson, M.D.	17,318.93
Tri-County Nursing Home	17,099.75
James F. Calloway, M.D.	15,402.17
Scotts Pharmacy	13,596.84
Dewitt G. Crawford, M.D.	13,500.19
James R. Giffin, M.D.	10,055.49

YALOBUSHA COUNTY

Yalobusha County Nursing Home	319,971.52
Yalobusha General Hospital	179,859.13
Turnage Drug Store	40,453.06
Walleys Medical Center Pharmacy	31,874.01
J. H. Bates and Co.	27,836.35
Dalton E. Spears M.D.	23,659.24
Andy Jones, D.D.S.	22,239.00
M and R Super Drug	17,919.46
Wiley Drug Store	13,681.61
Paul Odom, M.D.	12,834.38

YAZOO COUNTY

Care Inn Yazoo City	1,310,975.77
Kings Daughters Hospital	190,387.41
Webbs Pharmacy	88,267.86
Vanjons Pharmacy	79,353.22
William N. Nelson, Jr., D.D.S.	64,463.20
Sybil A. Walwyn, M.D.	55,358.81
Physicians & Surgeons Pharmacy	54,745.25
Harrison V. Pittman, Jr., D.D.S.	35,348.00
Essco Discount Drug CT, Inc.	35,256.16
Webb Nagle Drug, Inc.	16,471.20
Robert W. Harrison, Jr., D.D.S.	16,412.00
William P. Thompson, M.D.	15,550.24
Essex Discount Drug Center	14,668.09
Marion L. Segrest, M.D.	14,411.20
K & B #284, Inc.	11,489.14
Johnny Bills, M.D.	11,431.70
Maria S. Mangold, M.D.	10,047.20

OUT OF STATE

Univ. of So. Alabama Medical Center	46,665.50
Red Bay Hospital	27,452.34
Hill Hospital of York	25,350.61
Ochsner Foundation Hospital	77,825.61
Tulane Medical Center Hospital	28,166.72
Lebonheur Childrens Hospital	676,510.19
Baptist Memorial Hospital	560,242.29
Methodist Hospital of Memphis	382,328.95
City of Memphis Hospital	293,027.26
St. Francis Hospital East, Inc.	112,697.70
St. Joseph Hospital	107,807.09
West Tennessee Chest Disease Hospital	43,359.71
Preston V. Dilts, Jr., M.D.	13,903.11
Biomedical Lab., Inc.	49,820.66
The Johns Hopkins Hospital	32,073.25